


FOR PARTS
TRACTOR

CASE POWER & EQUIP.
5919 McHENRY - MODESTO
1-578-9501

PARTS CATALOG



**SERVICE
PARTS**

TC-175


2500

Series B

Tractor

Issued 4-'74

PARTS CATALOG



Robert NEW CATALOG

Stanislaus Implement
Modesto, Cal.

TC-175

2500

Series B

Tractor

Issued 4-'74

PRINTED IN UNITED STATES OF AMERICA

INTERNATIONAL HARVESTER COMPANY • 401 NORTH MICHIGAN AVE. • CHICAGO, ILLINOIS 60611, U. S. A.

The Importance of ADEQUATE PARTS and SERVICE

The wise purchaser of a new machine gives consideration to the following factors:

1. *Original quality*
2. *Availability of service parts*
3. *Availability of adequate service facilities*

In many cases the machine becomes the only means of performing certain tasks that must be done in a limited period of time. Wear and even breakage of parts are to be expected due to operating conditions. However, the user can still be assured of getting his work done on time if service parts and adequate service facilities are available.

Foresighted International Harvester dealers make every effort to provide good service and maintain a completely adequate stock of service parts.

INSTRUCTIONS FOR ORDERING PARTS

- (a) All parts orders should be sent to the parts depot. Give complete address, state the county and railroad station (when shipping point is different than post office), also whether shipment is to go by parcel post, express, truck, or freight.
- (b) When ordering parts, give the IH part number, including suffix or prefix letters. To facilitate identification of these parts, "Serial Numbers" assigned to machines, if any, should be furnished.
- (c) Parts should be ordered on the standard parts order blank. The parts should be arranged in sequence by part numbers to facilitate service on orders at the parts depot.
- (d) Claims for shortage or error in the handling of an order for parts must be made within 30 days following receipt of shipment.

All illustrations and descriptive matter in this publication apply to International Harvester products sold under the International, McCormick, or McCormick-International trade name.

It is the policy of International Harvester Company to improve its products whenever it is possible and practical to do so.

We reserve the right to make changes or add improvements in the design or construction of parts at any time without incurring the obligation to install such changes on products previously delivered.

INTRODUCTION

INDEX TO UNITS

TC-175

DESCRIPTION	Gp	Pg	Grid	DESCRIPTION	Gp	Pg	Grid
ACCELERATOR, Foot				COOLER, Oil			
Diesel	12	15	1 H21	Hydrostatic	6	4	1 B10
Gasoline	12	14	1 H20	2500 Series B	6	2	1 B8
ADAPTING, Internal Pump . .	10	24	1 F14	2510 and 2514 Series B . . .	6	3	1 B9
AIR CLEANER	12	2	1 H8	COOLING -Group 6-			1 B7
ALTERNATOR-GENERATOR . . .	8	3	1 D11	COVERS			
ALTERNATOR-GENERATOR				Clutch Housing	7	13	1 C5
AND CONNECTIONS				Rear Frame	7	17	1 C9
Diesel	8	2	1 D10	CYLINDER			
Gasoline	8	2	1 D10	Bucket			
ATTACHMENT -Group 1-			1 A13	Backhoe	10	45	1 G13
AXLE				Loader			
Adjustable Front	14	2	1 I16	2050 Series A	10	31	1 F21
Heavy Duty Front	14	4	1 I18	3050 Series A	10	32	1 F22
Rear	7	24	1 C16	Dipperstick	17	10	1 J16
Support	13	8	1 I8	Draft Control	10	17	1 F7
BATTERY				Lift			
Diesel	8	10	1 D18	Backhoe	10	45	1 G13
Gasoline	8	8	1 D16	Loader			
Heavy Duty	8	10	1 D18	2050 Series A	10	31	1 F21
BELTS, Seat	13	12	1 I12	3050 Series A	10	32	1 F22
BLOCK				Motor Servo	7	7	1 B21
Motor Cylinder	7	10	1 C2	Power Steering			
Pump Cylinder	7	10	1 C2	Industrial	10	4	1 E18
BOOM				Standard	10	4	1 E18
Backhoe	17	10	1 J16	Pump Servo	7	8	1 B22
Loader				Stabilizers	17	10	1 J16
2050 Series A	17	2	1 J8	DIFFERENTIAL	7	22	1 C14
3050 Series A	17	3	1 J9	DIPPERSTICK	17	10	1 J16
BRAKES -Group 4-			1 B1	DRAFT CONTROL	10	14	1 F4
BRAKES	4	2	1 B2	DRAWBAR, Swinging	9	4	1 E10
BUCKETS				DRIVE, Speedometer	7	12	1 C4
Backhoe	17	10	1 J16	DRIVE TRAIN -Group 7-			1 B15
Loader	17	4	1 J10	ELECTRICAL -Group 8-			1 D9
Manure	17	5	1 J11	EMBLEM, Slow Moving	2	3	1 A19
CARRIER, Rear Axle	7	24	1 C16	ETHER STARTING	12	3	1 H9
CLIPS	8	15	1 E1	EXHAUST SYSTEM			
CLUTCH	7	14	1 C6	Underslung	12	10	1 H16
CONSOLE, Backhoe	17	14	1 J20	Vertical			
CONTROLS				Diesel	12	8	1 H14
Backhoe	17	15	1 J21	Gasoline	12	9	1 H15
Choke	12	13	1 H19	FENDERS, Rear	13	5	1 I5
Clutch	7	28	1 C20	FILTER, Oil	10	11	1 F1
Engine	8	16	1 E2		10	41	1 G9
Forward and Reverse	7	32	1 C24	FLOOR PLATE	17	14	1 J20
Forward and Reverse				FORWARD AND REVERSE	7	20	1 C12
Lockout	7	32	1 D1	FRAME -Group 9-			1 E7
Fuel Shut-Off	12	13	1 H19	FRAME			
Governor				Bracket	17	8	1 J14
Diesel	12	11	1 H17	Main	17	9	1 J15
Gasoline	12	12	1 H18	Protective	13	9	1 I9
Hydrostatic Foot	7	35	1 D3	Rear	7	17	1 C9
Loader	10	42	1 G10				
Transmission	7	31	1 C23				

PRINTED IN UNITED STATES OF AMERICA

INDEX TO UNITS - Continued

TC-175

DESCRIPTION	Gp	Pg	Grid	DESCRIPTION	Gp	Pg	Grid
FRAME - Continued				MOTOR, Cranking			
Subframe				Diesel	8	7	1 D15
Backhoe	17	13	1 J19	Diesel Hydrostatic	8	5	1 D13
Loader	17	7	1 J13	Gasoline	8	4	1 D12
FROST BREAKER	17	12	1 J18	MOUNTED EQUIPMENT			
				-Group 17-			1 J7
GAUGE	11	2	1 H2	NUMERICAL INDEX			
GRILLE, Radiator	6	6	1 B12	PADS, Backhoe	17	9	1 J15
GRILLE, Heavy Duty	13	8	1 I8	PANEL, Instrument	11	2	1 H2
HITCH, Three-Point	9	2	1 E8	PARTS ACCESSORIES			
HOOD AND PANELS	13	2	1 I2	-Group 1-			1 A13
HORN	8	16	1 E2	PLATFORM, Mounting	13	5	1 I5
HOUSING, Clutch	7	13	1 C5	POWER			1 H7
HUB, Front Wheel				-Group 12-			
Heavy Duty	14	7	1 I21	POWER TAKE-OFF			
Standard	14	6	1 I20	Independent	7	25	1 C17
HYDRAULIC -Group 10-			1 E15	Lever	7	38	1 D6
HYDRAULIC POWER SUPPLY				Side Drive	7	27	1 C19
Backhoe	10	51	1 G19	PRODUCT GRAPHICS	2	2	1 A18
Loader				PUMPS, Hydraulic			
2050 Series A	10	37	1 G5	Cessna			
3050 Series A	10	39	1 G7	11.4 to 16.05 GPM	10	12	1 F2
Pressure Line	10	38	1 G6	13-1/2 GPM	10	40	1 G8
Standard	10	7	1 E21	Internal Adapting	10	26	1 F16
HYDRAULIC TUBING				Plessey	10	13	1 F3
Backhoe	10	48	1 G16	Thompson	10	41	1 G9
Backhoe Basic	10	50	1 G18	Transfer	10	28	1 F18
Loader				W/Forward and Reverse ..	10	27	1 F17
2050 Series A	10	29	1 F19	10	28	1 F18
3050 Series A	10	30	1 F20	PUMP, Hydrostatic Charge ..	7	11	1 C3
HYDROSTATIC				RADIATOR	6	5	1 B11
Drive Gear, PTO Shaft,				REFLECTOR	13	11	1 I11
Servo Cylinder and				ROLLOVER PROTECTIVE			
Connections	7	6	1 B20	STRUCTURE	13	11	1 I11
Drive Housing, Control				SEAT			
Cam, Multi-Valve and				Backhoe	17	18	1 K2
Connections	7	2	1 B16	Support	17	14	1 J20
Drive Shafts, Motor				Suspension	13	6	1 I6
Assemblies, Center				Upholstered	13	7	1 I7
Section and Connections ..	7	4	1 B18	SELF-LEVELING	10	43	1 G11
Plate, Drive	7	4	1 B18	SHIFT MECHANISM, Gear			
HYDROSTATIC INTEGRAL				Range Transmission	7	30	1 C22
STEERING	10	5	1 E19	Range Transmission			
INSTRUMENTS -Group 11-			1 H1	w/Forward and Reverse ..	7	33	1 D1
LEVERS, Power Take-Off ..	7	38	1 D6	Speed Transmission	7	29	1 C21
LIGHTING, Deluxe Fender ..	8	13	1 D21	STABILIZER	17	9	1 J15
LOCK				STEERING, Power	10	2	1 E16
Differential	7	23	1 C15	STEERING SUPPORT	13	4	1 I4
Park	4	4	1 B4	SUPERSTRUCTURE			
MANIFOLD, Check Valve ...	7	37	1 D5	-Group 13-			1 I1
MISCELLANEOUS				-Group 14-			1 I15
-Group 2-			1 A17	SWING	17	17	1 K1
				SWITCHES	8	16	1 E2

PRINTED IN UNITED STATES OF AMERICA

INDEX TO UNITS - Continued

DESCRIPTION	Gp	Pg	Grid	DESCRIPTION	Gp	Pg	Grid
TANK, Fuel							
Diesel	12	6	1 H12				
Gasoline	12	4	1 H10				
TINE COVER	17	6	1 J12				
TRANSMISSION							
Range	7	15	1 C7				
Speed	7	18	1 C10				
TRAY, Battery							
Diesel	8	17	1 E3				
Gasoline	8	17	1 E3				
VALVES							
Auxiliary	10	20	1 F10				
Backhoe	10	47	1 G15				
Center Section	7	9	1 C1				
Control	10	22	1 F12				
Decelerator	7	26	1 C18				
Draft Control	10	17	1 F7				
Flow Control	10	19	1 F9				
Flow Divider	10	26	1 F16				
Foot-N-Inch	7	26	1 C18				
Four Position	10	34	1 G2				
Loader	10	33	1 G1				
Multi	7	8	1 B22				
Multiple	10	9	1 E23				
Pilot Relief	10	10	1 E24				
Self-Leveling	10	44	1 G12				
Three Position	10	36	1 G4				
Unloading Control	10	19	1 F9				
VALVE BANKS							
Backhoe	10	47	1 G15				
Loader	10	33	1 G1				
WEIGHTS							
Front End	9	5	1 E11				
Rear Wheel	15	3	1 J3				
WHEELS							
Front	15	2	1 J2				
Rear	15	2	1 J2				
WHEELS AND TRACTION							
-Group 15-			1 G1				
WIRING, Electrical							
Basic Tractor							
Diesel	8	10	1 D18				
Gasoline	8	8	1 D16				
Deluxe Fender	8	13	1 D21				

MAJOR GROUP INDEX

The black tabs shown on the right-hand side of this page line up with the corresponding tabs in the catalog. Tabs are quickly located by bending the catalog.

PARTS ACCESSORIES AND ATTACHMENTS	1
MISCELLANEOUS	2
NOT USED	3
BRAKES	4
NOT USED	5
COOLING	6
DRIVE TRAIN	7
ELECTRICAL	8
FRAME	9
HYDRAULICS	10
INSTRUMENTS	11
POWER	12
SUPERSTRUCTURE	13
SUSPENSION	14
WHEELS AND TRACTION	15
NOT USED	16
MOUNTED EQUIPMENT	17
NUMERICAL INDEX	

INTRODUCTION

This catalog contains a list of service parts for the 2500 Series B Tractor, 2505 Series B Loader Tractor, 2510 Series B Loader Tractor and 2514 Series B Loader Backhoe Tractor less engine. These tractors are equipped with one of the following engines:

- C-200, 4-Cylinder, 3.812 x 4.390"
(Gasoline Fuel)
- D-239, 4-Cylinder, 3.875 x 5.060"
(Diesel Fuel)

Refer to Engine Catalog ENG-1 for service parts for C-200 Engine.

Refer to Engine Catalog ENG-4 for service parts for D-239 Engine.

The table below shows liquid capacities of various units of the tractor.

CAPACITIES
(U. S. Measure - Approximate)

UNIT	Gasoline Engine	Diesel Engine
Cooling System	12 qts.	14 qts.
Fuel Tank	10 gal.	19 gal.
Crankcase Pan (w/filter change)	7 qts.	10 qts.
Transmission and Differential Case (also includes Reservoir for Hydraulic System)		
Synchronesh Transmission	10 gal.	10 gal.
W/2510 Series B Loader or 2514 Series B Loader-Backhoe	14 gal.	14 gal.
Hydrostatic Transmission	18 gal.	18 gal.

The catalog is divided into major groups which, in turn, are subdivided into units. A complete Index to Units is provided on page III of the introduction. A listing of the major groups is shown on the flyleaf following the Index to Units. Tabs are provided on the right-hand side of the first page of each of the major groups and correspond to those on the flyleaf. A numerical index at the back of the catalog contains a listing of part numbers less standard hardware showing the group and page number where each part is listed and described.

Illustrations are provided to aid in locating and identifying parts. Reference numbers in the illustration tie-in each simple part, assembly or group of parts with a list of parts following each illustration. Parts are listed in reference number order as shown in the illustration, followed by the noun name of the part with the modifying descriptive information which serves to specifically identify the item. Parts not shown in the illustrations appear at the end of the unit list affected. Parts listed are for all applications unless otherwise indicated (by serial number or other means).

The quantity of each item is shown following the description of the item. Where no quantity is shown, this indicates that only "-1-" is required.

Individual parts of an assembly not available for service are shown with the symbol \$. In these cases, the complete assembly must be ordered for service.

INTRODUCTION - Continued

In some instances, the complete part number covering assemblies, attachments, parts accessories, packages, etc., appears at the beginning of the unit list, followed by the listing of the component parts.

Attaching parts - such as bolts, nuts, screws, rivets, etc., are indented immediately under parts which they attach. They must be ordered separately as they are not component parts of the pieces they attach.

WHEN ORDERING PARTS, ALWAYS USE INTERNATIONAL HARVESTER PART NUMBERS AND DESCRIPTIONS SHOWN IN THE PARTS LIST.

Pneumatic tires and tubes listed in this catalog are not supplied as service parts. These items must be procured locally.

DESIGNATION OF PARTS

The terms "Right" and "Left" and "Front" and "Rear" used in this catalog are determined by the driver's position on the tractor. The term "Front" refers to the fan or radiator end and the term "Rear" refers to the rear axle and differential or drawbar end of the tractor. The terms "Right" or "Left" are understood to mean from the rear position of the tractor and facing toward the fan or radiator end.

HOW TO USE THIS CATALOG

There are several ways to find any part quickly, using the Index to Units, major groups listing, and illustrations. The following instructions and examples are given as a guide:

- a. If only the description or name of the part is known -
 1. Turn to Index to Units on page III of the introduction and locate the group and page on which part appears.
 2. On finding the page, review illustration and parts list and locate part desired.
- b. If only the location or function of the part in the tractor is known -
 1. Follow steps outlined in a. above
- c. If the part number of the part is known -
 1. Refer to the proper part number in the numerical index at the back of the catalog
 2. Turn to the group and page shown opposite part number.

CATALOG DIVIDERS

This parts catalog is designed to accommodate sectional dividers covering the major groups contained in the publication. The dividers are available under form No. 1 084 648 R1 at \$ 1.00 per set and may be ordered through the District Office in the usual manner from International Harvester Press on order form GF-91.

INTRODUCTION - Continued

SUFFIX LETTER CODE

A Suffix Letter Code, as outlined below, is added to the Chassis or Power Train Serial Number as a means of identifying tractors with special features, thus facilitating servicing. This code applies primarily to special features that replace standard parts or units used internally, but also may be used to identify tractors equipped with one of two or more optional parts wherein identification of said optional parts is deemed necessary to proper servicing. Each suffix letter used is stamped in the blank space following the serial number located on the upper left hand side of the Clutch Housing Bell.

Attachments that do not affect replacement of standard parts or units have not been coded.


(Example: 100001 ARX represents a 5.2 MPH Transmission with 12/53 Bevel Gears).

<u>SUFFIX LETTER POWER TRAIN</u>	<u>SPECIAL FEATURES OR OPTIONAL PARTS</u>
A	SLOW SPEED GEAR BOX
B	FAST SPEED GEAR BOX
C	SLOW SPEED GEAR BOX W/SLOW FIRST
R	12/53 BEVEL GEAR SET
S	14/51 BEVEL GEAR SET
T	11/52 BEVEL GEAR SET
W	COMPRESSOR DRIVE SHAFTS
X	614 OR 642 RPM IPTO
Y	606 RPM IPTO
Z	623 RPM IPTO

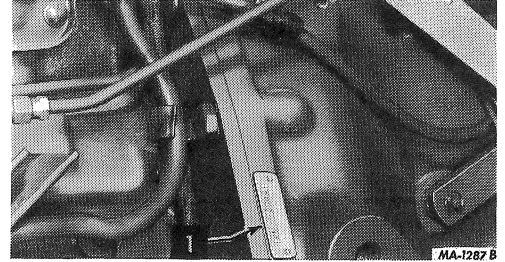
SERIAL NUMBERS AND LETTERS

Customers are urged to supply the tractor (or chassis), and engine serial numbers including model prefix when ordering parts.

The serial numbers used in this catalog are:




Tractor serial number




Skidded unit serial number

1 - Stamped on the name plate located on the left side of the clutch housing.

1 - Stamped on the name plate located on the left side of the clutch housing bell.



Diesel engine serial number
D-239 _____



Gasoline engine serial number
C-200 _____

1 - Stamped on the left side of the engine on a pad located to the left of oil filter base.

1 - Stamped on the right side of the engine pad behind the oil filler and level gauge.



International 2514 Series B Tractor
(Right Side View)



REF. NO.	PART NUMBER	DESCRIPTION
		<p>Parts accessories and attachments for this machine are listed throughout the catalog. Refer to the Index to Units, page III for locations.</p>



REF. NO.	PART NUMBER	DESCRIPTION	TC-175
----------	-------------	-------------	--------



REF. NO.	PART NUMBER	DESCRIPTION	TC-175
----------	-------------	-------------	--------

REF.
NO.

PART
NUMBER

DESCRIPTION

TC-175

FOR INDEX TO UNITS REFER TO
INTRODUCTION PAGE III

MISCELLANEOUS

2

MISCELLANEOUS

REF. NO.	PART NUMBER	DESCRIPTION	TC-175
PRODUCT GRAPHICS			
2	751 844 R1	PRODUCT GRAPHIC, IH EMBLEM	
2	751 846 R1	PRODUCT GRAPHIC, IH EMBLEM	
	272 488	SCREW, 10-24 X 5/8 SL-ZN HEX-HD -2-	
	120 217	WASHER, NO. 10 ZND REG LOCK -2-	
	385 128 R1	SCREW, 10-16 X 1/2 THD CUTTING -2-	
	446 152	WASHER, 13/64 X 15/32 X .036 ZND -2-	
	69 631 C1	\$ PRODUCT GRAPHIC, INTERNATIONAL LH	
	69 633 C1	\$ PRODUCT GRAPHIC, INTERNATIONAL RH	
	69 774 C1	PRODUCT GRAPHIC, MODEL DESIGNATION -2-	
	533 592 R1	\$ PRODUCT GRAPHIC, GOVERNOR	
	142 862	SCREW, NO. 4 X 1/4 RD-HD -2-	
	68 819 C1	\$ PRODUCT GRAPHIC, CAUTION INSTR.	
544	266 R91	PACKAGE, PRODUCT GRAPHIC	
		-CONSISTS OF	
	547 622 R1	\$ PRODUCT GRAPHIC, GREASE GUN	
	538 233 R1	\$ PRODUCT GRAPHIC, BACKHOE CONTROL	
	538 234 R1	\$ PRODUCT GRAPHIC, BACKHOE CONTROL	
	538 235 R1	\$ PRODUCT GRAPHIC, BACKHOE CONTROL	
	538 236 R1	\$ PRODUCT GRAPHIC, BACKHOE CONTROL	
	538 237 R1	\$ PRODUCT GRAPHIC, BACKHOE CONTROL	
	538 238 R1	\$ PRODUCT GRAPHIC, BACKHOE CONTROL	
	58 821 C1	\$ PRODUCT GRAPHIC, IMPORTANT	
	58 822 C1	\$ PRODUCT GRAPHIC, BACKHOE CONTROL	
2	754 371 R1	\$ PRODUCT GRAPHIC, IH OF CANADA, CANADIAN SHIPMENTS -2-	
2	753 190 R1	\$ PRODUCT GRAPHIC, MADE IN U.S.A. -2-	
547	494 R91	PRODUCT GRAPHIC, IH -2-	
		-CONSISTS OF	
	1 001 029 R3	\$ PRODUCT GRAPHIC, IH TRADEMARK -2-	
	2 750 502 R1	\$ PRODUCT GRAPHIC, IH TRADEMARK -2-	
	2 750 145 R1	\$ PRODUCT GRAPHIC, IH TRADEMARK -2-	
	61 135 C1	PRODUCT GRAPHIC, BUCKET LEVEL INDICATOR	
533	593 R1	PRODUCT GRAPHIC, FORWARD-REVERSE TRANSMISSION CONTROL	
537	667 R2	\$ PRODUCT GRAPHIC, TRANSMISSION CONTROL	
537	673 R1	\$ PRODUCT GRAPHIC, SPEED CHART	
547	496 R91	PRODUCT GRAPHIC, INT.	
	70 374 C1	PRODUCT GRAPHIC, LOADER INSTRUCTION	
2	753 924 R1	\$ PRODUCT GRAPHIC, NUMBER PLATE I.D.	

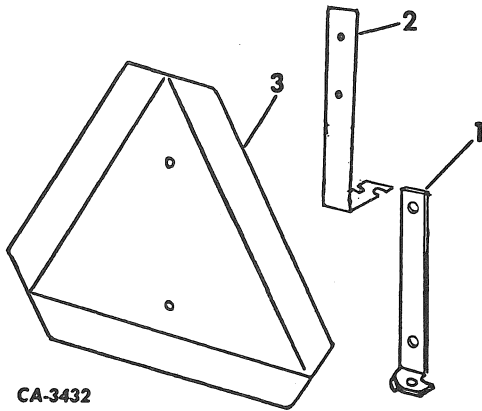
MISCELLANEOUS

REF. NO.	PART NUMBER	DESCRIPTION	TC-175
PACKAGE ASSORTED GASKETS			
530	352 R91	PACKAGE, HYDROSTATIC TRANSMISSION GASKET SERVICE	
		-CONSISTS OF	
	402 183 R1	GASKET, BOTTOM COVER	
	400 556 R2	GASKET, RELIEF VALVE ACCESS COVER	
	400 957 R1	GASKET, SERVO ACCESS COVER	
	401 019 R2	GASKET, TOP COVER	
	401 028 R1	GASKET, CHARGE PUMP MANIFOLD	
	401 033 R1	GASKET, SUCTION PIPE ELBOW	
	401 056 R1	GASKET, MULTIPLE VALVE BODY	
	405 193 R1	GASKET, ACCESS COVER	
	399 814 R2	GASKET, HOUSING TO REAR FRAME	
530	372 R91	PACKAGE, HYDROSTATIC TRANSMISSION O-RING SERVICE	
		-CONSISTS OF	
	21 480 R1	O-RING, 2 X 2-3/16 X 3/32	
		-FRONT PTO BEARING COVER-	
	295 204 R1	O-RING, 2-3/16 X 3 X 3/32 -2-	
		-MOTOR TRUNNION-	
	297 459 R1	O-RING, 7/8 OD TUBE	
		-REGULATOR VALVE ASSY-	
	343 943 R1	O-RING, 6-1/4 X 6-1/2 X 1/8	
		-TRANS CHARGE PUMP-	
	352 221 R1	O-RING, 9/16 X 3/4 X 3/32	
		-CAM ACTUATING SHAFT-	
	360 610 R1	O-RING, 1-5/8 X 1-7/8 X 1/8 -2-	
		-PUMP SUCTION PIPE-	
	368 269 R1	O-RING, 3/4 OD TUBE	
		-PRESSURE CHECK PLUG-	
	369 751 R1	O-RING, 1/4 OD TUBE -4-	
		-PRESSURE CHECK PLUG-	
		-PRESSURE TUBE ELBOW-	
		-PUMP SERVO ELBOW-	
	369 384 R1	O-RING, 5/16 OD TUBE -2-	
		-MOTOR SERVO TEE-	
		-VALVE SHUT-OFF BOLT-	
	369 908 R1	O-RING, 13/16 X 1 X 3/32	
		-PUMP SERVO TRUNNION-	
	372 821 R1	O-RING, 1-1/16 X 1-1/4 X 3/32	
		-MOTOR SERVO TRUNNION-	
	379 181 R1	O-RING, 5/8 X 3/4 X 1/16	
		-REG. VALVE ASSY-	
	384 377 R1	O-RING, 2-5/16 X 2-1/2 X 3/32 -2-	
		-PUMP TRUNNION-	
	384 937 R1	O-RING, 1/4 X 3/8 X 1/16 -3-	
		-PRESSURE CHECK BUSHING-	
		-SHUTTLE BLOCK CONNECTORS-	
	384 943 R1	O-RING, 3/4 X 7/8 X 1/16 -6-	
		-CHARGE PUMP SEAL-	
		-EXHAUST PIPE SEAL-	
		-CHARGE JUMPER TUBE-	
	388 591 R1	RING, VALVE HOUSING SEALING	
	401 017 R1	RING, BACKUP -2-	
539	535 R91	PACKAGE, BRAKE O-RING SERVICE	
		-CONSISTS OF	
	343 932 R1	O-RING, 10 X 10-1/4 X 1/8 -2-	
		-BRAKE PISTON-	
	21 472 R1	O-RING, 8-1/4 X 8-1/2 X 1/8 -2-	
		-DIFFERENTIAL AND CONNECTION OUTER RING-	
	389 506 R1	O-RING, 7-1/2 X 7-7/8 X 3/16 -2-	
		-DIFFERENTIAL AND CONNECTION FACE SEAL-	



REF. NO.	PART NUMBER	DESCRIPTION	TC-175
----------	-------------	-------------	--------

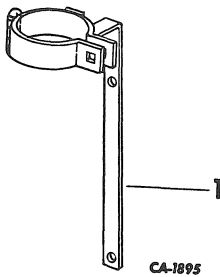
SLOW MOVING VEHICLE EMBLEM



CA-3432

- 1 66 595 C1 BRACKET, SMV EMBLEM
-FOR TRACTORS W/DRAFT CONTROL-
- 2 67 683 C1 BRACKET, EMBLEM MOUNTING
-FOR TRACTORS W/FLAT PLATE REAR
FRAME-
163 210 SCREW, 10-16 X 3/8 CR-REC-PAN-HD -2-
- 3 407 220 R1 PACKAGE, SLOW MOVING VEHICLE EMBLEM

SLOW MOVING VEHICLE BRACKET
-TRACTORS W/BACKHOE-



CA-1895

- 1 534 794 R1 BRACKET ASSY, REFLECTOR MTG
104 084 RIVET, 1/4 X 7/8 BUTTND HD
18 628 R1 BOLT, 1/4 X 1-1/4 ZND SQ-NK CRG
126 177 NUT, 1/4-20 WING



REF. NO.	PART NUMBER	DESCRIPTION	TC-175
----------	-------------	-------------	--------



MISCELLANEOUS

-4-

GROUP 02

REF. NO. PART NUMBER DESCRIPTION TC-175



MISCELLANEOUS

-4-

GROUP 02

REF. NO. PART NUMBER DESCRIPTION TC-175



REF. NO.	PART NUMBER	DESCRIPTION
		TC-175

REF. NO.	PART NUMBER	DESCRIPTION
		TC-175

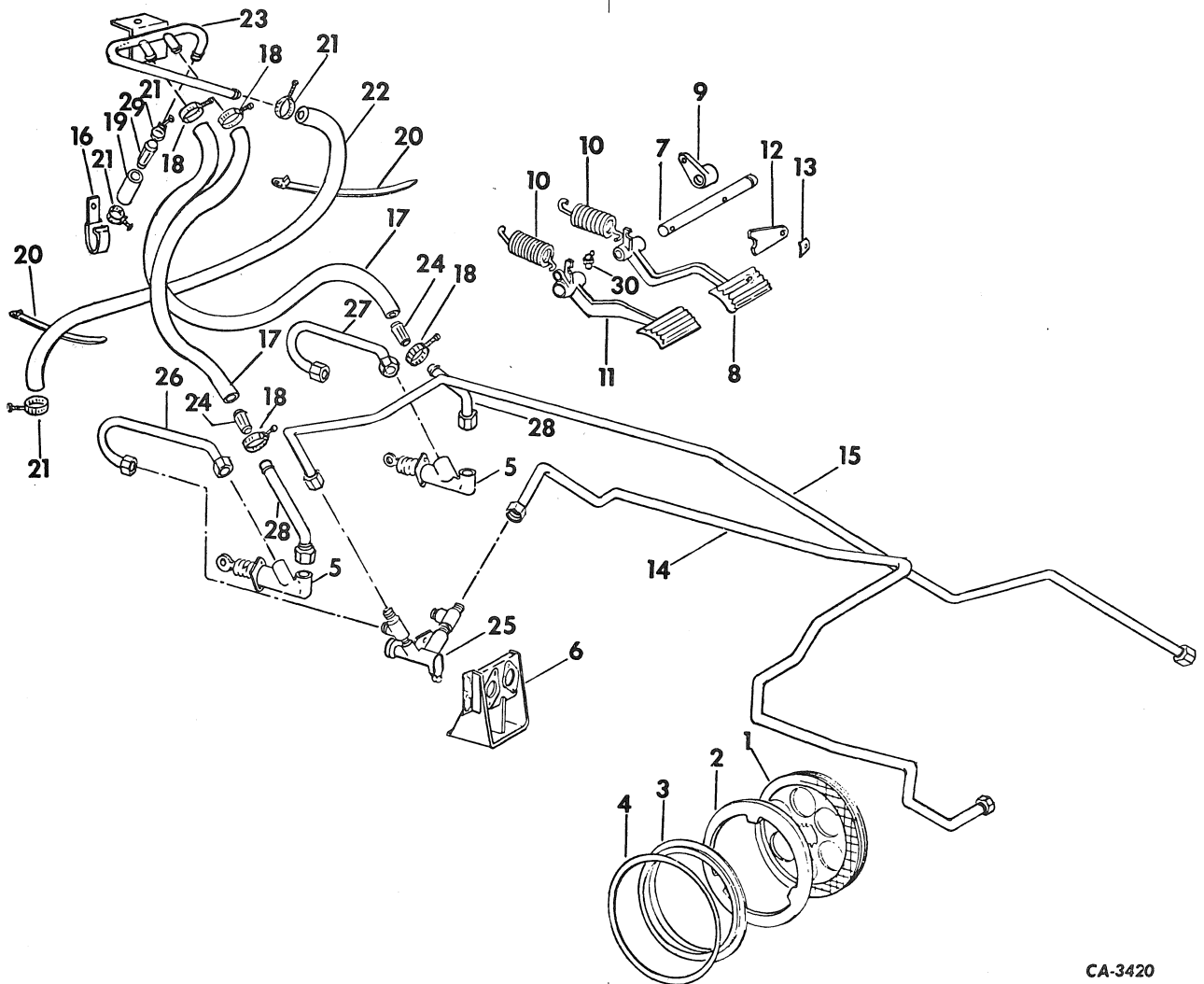
**FOR INDEX TO UNITS REFER TO
INTRODUCTION PAGE III**





REF. NO.	PART NUMBER	DESCRIPTION	TC-175
----------	-------------	-------------	--------

BRAKES



1	399 734 R1	DISC, BRAKE CENTER -2-
2	399 736 R1	RING, BRAKE -2-
3	399 737 R2	PISTON, BRAKE -2-
4	343 932 R1	O-RING, 10 X 10-1/4 X 1/8 -2- BRAKE PISTON
5	527 542 R91	CYLINDER ASSY, BRAKE MASTER -2-
6	529 582 R1	BRACKET ASSY, BRAKE CYL MOUNTING
	179 837	SCREW, 3/8-16 X 3/4 HEX-HD CAP -3-
	103 321	WASHER, 3/8 MED LOCK -3-
	181 338	SCREW, 5/16-24 X 7/8 HEX-HD CAP -4-
	103 025	NUT, 5/16-24 HEX. -4-
	103 320	WASHER, 5/16 MED LOCK -4-



REF. NO.	PART NUMBER	DESCRIPTION	TC-175
----------	-------------	-------------	--------

BRAKES -CONTINUED

6	527 545 R1	BRACKET ASSY, BRAKE CYL MTG -FOR TRACTORS W/HYDROSTATIC DRIVE-
	179 850	SCREW, 3/8-16 X 2-3/4 HEX-HD -2-
	103 321	WASHER, 3/8 MED LOCK -2-
7	399 740 R1	SHAFT, PEDAL SUPPORT
8	399 741 R2	PEDAL, RH BRAKE
	617 940 R1	PIN, 5/16 X 1-3/4 HV COILED SPRING
9	529 858 R1	ARM, RH BRAKE PEDAL
	617 939 R1	PIN, 5/16 X 1-1/2 HV COILED SPRING
10	539 556 R1	SPRING, BRAKE PEDAL RETURN -2-
	399 744 R1	BOLT, BRAKE PEDAL ADJUSTING -2-
	103 321	WASHER, 3/8 MED LOCK -2-
	103 026	NUT, 3/8-24 HEX. -2-

CA-3420



BRAKES

-3-

GROUP 04

REF. NO. PART NUMBER DESCRIPTION TC-175

BRAKES -CONTINUED

11	537 095 R11	PEDAL ASSY, LH BRAKE -CONSISTS OF REF NOS 12 AND 13-
12	43 751 DB 104 087	PLATE, BRAKE PEDAL LOCK RIVET, 1/4 X 1-1/4 SMALL B-HD SOLID
13	51 293 D	SPRING, BRAKE PEDAL LOCK TENSION
14	66 093 C1	TUBE ASSY, BRAKE LH
15	66 094 C1	TUBE ASSY, BRAKE RH
16	577 413 R1	CLIP, BRAKE RESERVOIR INLET HOSE
17	66 372 C1	HOSE, BRAKE RESERVOIR INLET -2-
18	534 421 R1	CLAMP, WORM DRIVE HOSE -4- -OPTIONAL W/279 025 R91-
18	279 025 R91	CLAMP, NO. 6 TYPE F HOSE -4- -OPTIONAL W/534 421 R1-
19	66 368 C1	HOSE, BRAKE RESERVOIR TUBE SUPPLY
20	289 862 C1	STRAP -2-
21	279 025 R91	CLAMP, NO. 6 TYPE F HOSE -4-
22	66 372 C1	HOSE, BRAKE RESERVOIR DUMP
22	539 461 R1	TUBE ASSY, BRAKE RESERVOIR DUMP -INDUSTRIAL MODEL TRACTORS W/HYDROSTRATIC DRIVE AND FOOT CONTROL-
23	66 369 C1 179 292	TUBE ASSY, BRAKE RESERVOIR SUPPLY SCREW, 8-32 X 3/8 C-Z HEX-HD TAP.
24	537 849 R2	ORIFICE AND SCREEN ASSY, BRAKE RESERVOIR -2-
25	530 374 R92	VALVE ASSY, BRAKE EQUALIZER
	103 319	WASHER, 1/4 MED LOCK -2-
	179 793	SCREW, 1/4-20 X 5/8 HEX-HD CAP -2-
26	530 851 R2	TUBE ASSY, EQUALIZER LH
27	530 852 R1	TUBE ASSY, EQUALIZER RH
28	66 367 C1	TUBE ASSY, BRAKE CYLINDER SUPPLY -2-
29	537 518 R1	ORIFICE AND SCREEN ASSY, BRAKE
30	273 360	FITTING, 1/4 65 DEG ANGLE DRIVE TYPE LUB
	539 535 R91	PACKAGE, BRAKE O-RING SERVICE -CONSISTS OF
	343 932 R1	O-RING, 10 X 10-1/4 X 1/8 -2- -BRAKE PISTON-
	21 472 R1	O-RING, 8-1/4 X 8-1/2 X 1/8 -2- -DIFFERENTIAL AND CONNECTION OUTER RING-
	389 506 R1	O-RING, 7-1/2 X 7-7/8 X 3/16 -2- -DIFFERENTIAL AND CONNECTION FACE SEAL-



BRAKES

-3-

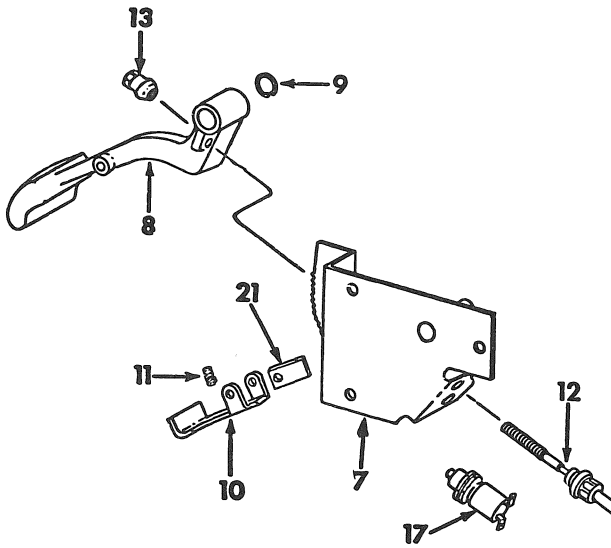
GROUP 04

REF. NO. PART NUMBER DESCRIPTION TC-175



REF. NO.	PART NUMBER	DESCRIPTION	TC-175
----------	-------------	-------------	--------

PARK LOCK

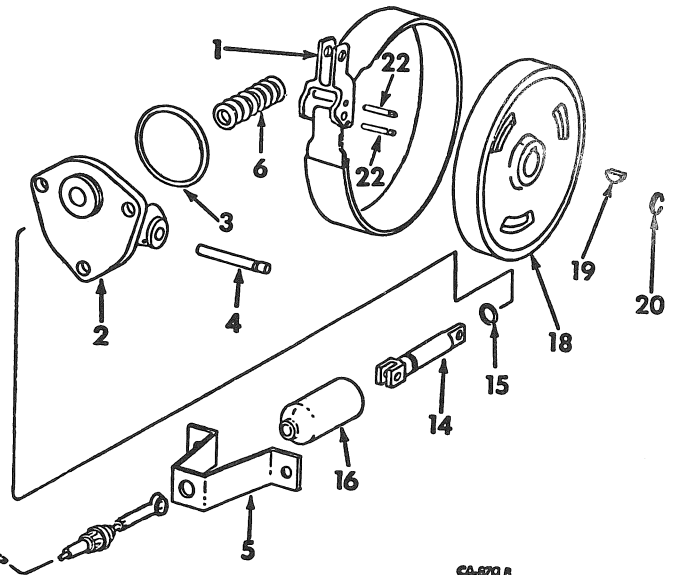


1	401 992 R3	BAND ASSY, BRAKE AND ACTUATING TOGGLE
	16 616 R1	ACTUATING TOGGLE
	103 373	PIN, 5/16 X 31/32 ROD END PIN, 3/32 X 3/4 COT.
2	401 997 R1	PIVOT, PARKING BRAKE
	179 840	SCREW, 3/8-16 X 1-1/8 HEX-HD CAP -3-
	103 321	WASHER, 3/8 MED LOCK
3	383 017 R1	O-RING, 2-9/16 X 2-3/4 X 3/32
		PARKING BRAKE PIVOT O-RING
4	401 998 R1	PIN, PARKING BRAKE PIVOT
	108 641	PIN, 1/8 X 1-3/8 COT.
5	401 999 R1	BRACKET, CABLE HSG ANCHOR LOWER
6	402 000 R1	SPRING, PARKING BRAKE RETURN
7	402 001 R2	BRACKET ASSY, PARKING BRAKE RATCHET
8	402 005 R3	LEVER, PARKING BRAKE HAND
	20 605 R1	FITTING, 1/4 45 DEG ANGLE DRIVE LUB
9	269 181 R1	RING, PARKING BRAKE HAND LEVER
		RETAINING
10	404 493 R2	HANDLE, PARKING BRAKE PAWL
	1 329	PIN, 1/4 X 1-3/4 STD-HD
	16 558 R1	WASHER, 17/64 X 5/8 X .036
	103 384	PIN, 1/8 X 3/4 COT.
11	402 731 R1	SPRING, PAWL HANDLE
12	402 012 R1	CABLE ASSY, PARKING BRAKE
13	402 013 R1	NUT, 5/16-24 ADJUSTABLE PIVOT
	114 493	NUT, 5/16-24 HEX. JAM
	148 150	SPRING, 3/8 RETAINER -2-
14	402 014 R1	PLUNGER, PARKING BRAKE PIVOT
	702 269 R1	PIN, 5/16 X 15/16 STD-HD
	103 340	WASHER, 11/32 X 11/16 X .051
	103 384	PIN, 1/8 X 3/4 COT.



REF. NO.	PART NUMBER	DESCRIPTION	TC-175
----------	-------------	-------------	--------

PARK LOCK -CONTINUED



CA-670 B

15	375 271 R1	O-RING, 7/16 X 9/16 X 1/16
		PIVOT PLUNGER O-RING
16	402 015 R1	BOOT, CABLE PROTECTION
17		SWITCH, PARK BRAKE WARNING LIGHT
		-REFER TO ENGINE CONTROLS AND
		SWITCHES LISTING, SECTION 8-
18	399 828 R1	DRUM, BRAKE
19	124 553	KEY, 1/4 X 1 WOODRUFF 5
20	327 058 R1	RING, RETAINING SNAP -2-
21	534 318 R2	BAR
22	535 544 R1	PIN, ANCHOR -2-

REF. NO.	PART NUMBER	DESCRIPTION
		TC-175

REF. NO.	PART NUMBER	DESCRIPTION
		TC-175

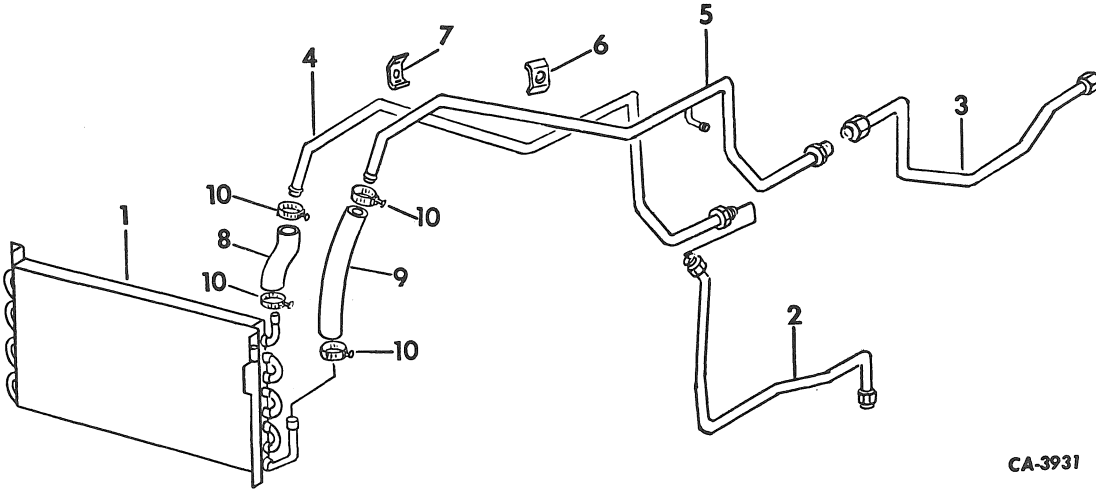
FOR INDEX TO UNITS REFER TO
INTRODUCTION PAGE III





REF. NO.	PART NUMBER	DESCRIPTION	TC-175
----------	-------------	-------------	--------

OIL COOLER
-FOR 2500 SERIES B AND 2505 SERIES B
TRACTORS-



1	539 560 R1	COOLER, OIL	
Q	663	PIN, 5/16 X 1-7/8 STD -2-	
	103 384	PIN, 1/8 X 3/4 COT. -2-	
2	66 095 C1	TUBE ASSY, OIL COOLER REAR	
3	67 265 C1	TUBE ASSY, OIL COOLER RETURN REAR	
3	66 096 C1	TUBE ASSY, OIL COOLER RETURN REAR -FOR DRAFT CONTROL COMPLETING ATT-	
4	66 098 C1	TUBE ASSY, OIL COOLER INLET	
5	66 100 C1	TUBE ASSY, OIL COOLER OUTLET	
6	529 644 R11	CLAMP ASSY, OIL COOLER TUBE	
	179 796	SCREW, 1/4-20 X 7/8 HEX-HD CAP	
	103 319	WASHER, 1/4 MED LOCK	
7	381 448 R1	CLAMP, OIL COOLER TUBE	
	179 801	SCREW, 1/4-20 X 1-1/2 HEX-HD CAP	
	103 319	WASHER, 1/4 MED LOCK	
8	388 606 R1	HOSE, OIL COOLER INLET	
		-OPTIONAL W/529 613 R1-	
8	529 613 R1	HOSE, OIL COOLER INLET	
		-OPTIONAL W/388 606 R1-	
9	388 601 R1	HOSE, OIL COOLER OUTLET	
10	279 025 R91	CLAMP, OIL COOLER HOSE -4-	

CA-3931



REF. NO.	PART NUMBER	DESCRIPTION	TC-175
----------	-------------	-------------	--------

OIL COOLER -CONTINUED
-FOR 2500 SERIES B AND 2505 SERIES B
TRACTORS-

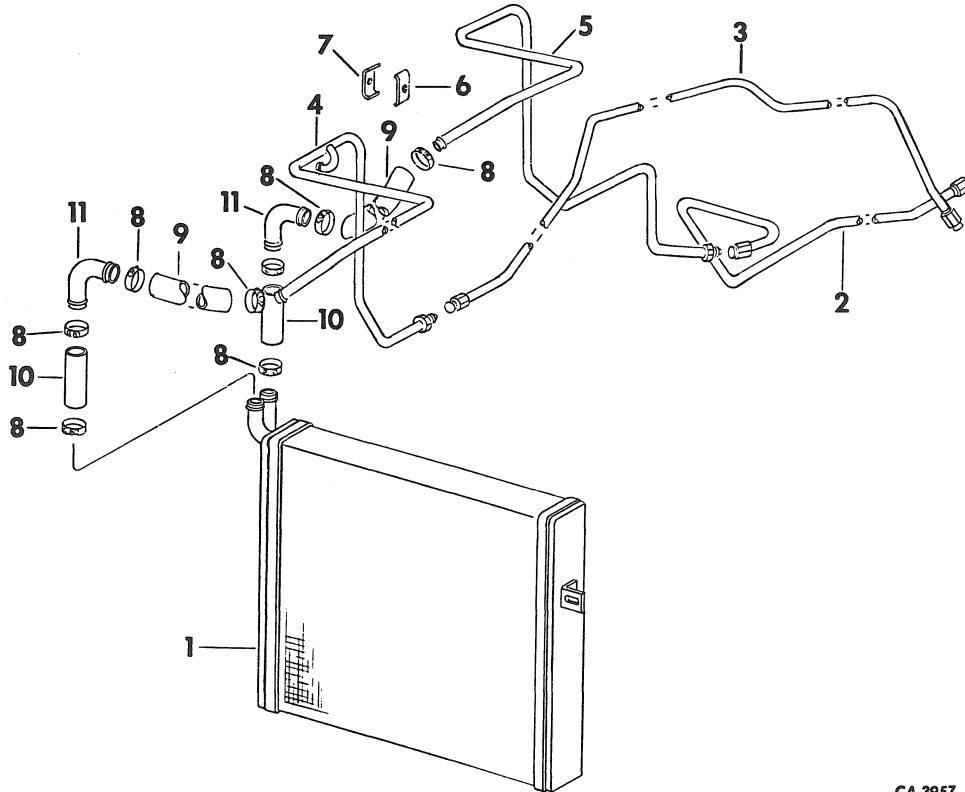


REF. NO.	PART NUMBER	DESCRIPTION	TC-175
----------	-------------	-------------	--------

OIL COOLER
-FOR 2510 SERIES B AND 2514 SERIES B
TRACTORS-

REF. NO.	PART NUMBER	DESCRIPTION	TC-175
----------	-------------	-------------	--------

OIL COOLER -CONTINUED
-FOR 2510 SERIES B AND 2514 SERIES B
TRACTORS-



CA-3957

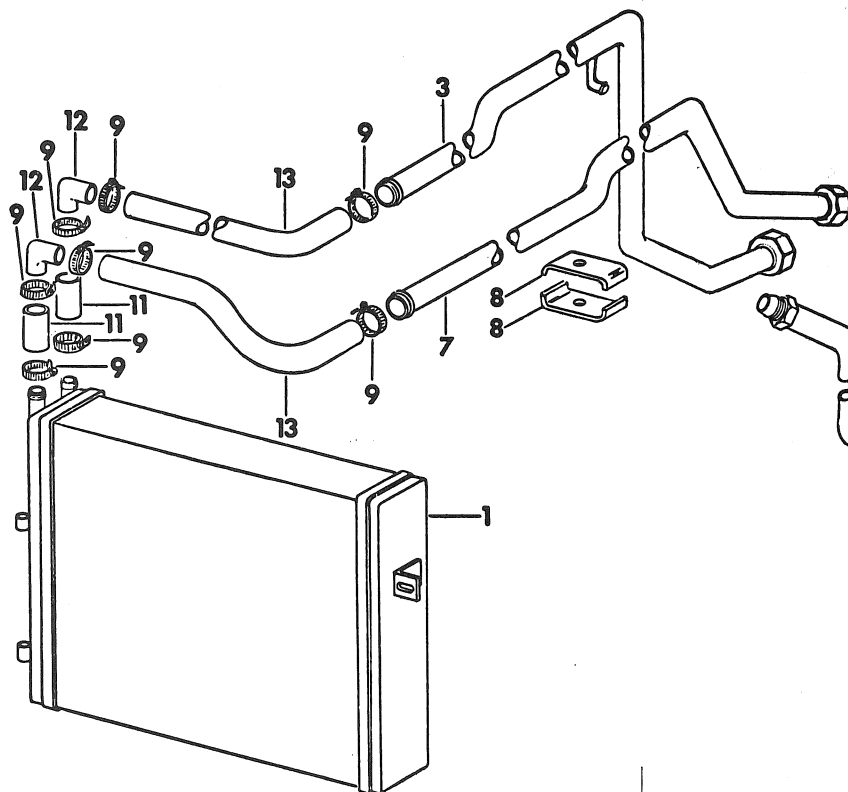
1	536 349 R1	COOLER, OIL
Q	103 384	PIN, 1/8 X 3/4 COT. -2-
	663	PIN, 5/16 X 1-7/8 STD -2-
2	66 095 C1	TUBE ASSY, OIL COOLER REAR
2	56 552 C1	TUBE, OIL COOLER INLET REAR -FOR TRACTORS W/OIL COOLER BY-PASS AND FORWARD AND REVERSE ATT.-
3	67 265 C1	TUBE ASSY, OIL COOLER RETURN REAR
3	66 096 C1	TUBE ASSY, OIL COOLER RETURN REAR -FOR DRAFT CONTROL COMPLETING ATT-
3	56 553 C1	TUBE, OIL COOLER RETURN REAR -FOR TRACTORS W/OIL COOLER BY-PASS AND FORWARD AND REVERSE ATT.-
4	66 098 C1	TUBE ASSY, OIL COOLER INLET
4	56 550 C1	TUBE, OIL COOLER INLET FRONT -FOR TRACTORS W/OIL COOLER BY-PASS AND FORWARD AND REVERSE ATT.-
5	66 100 C1	TUBE ASSY, OIL COOLER OUTLET
5	56 554 C1	TUBE, OIL COOLER RETURN FRONT -FOR TRACTORS W/OIL COOLER BY-PASS AND FORWARD AND REVERSE ATT.-
6	529 644 R11	CLAMP ASSY, OIL COOLER TUBE
	179 796	SCREW, 1/4-20 X 7/8 HEX-HD CAP
	103 319	WASHER, 1/4 MED LOCK
6	529 645 R11	CLAMP ASSY, OIL COOLER TUBE
	179 797	SCREW, 1/4-20 X 1 HEX-HD CAP -FOR TRACTORS W/OIL COOLER BY-PASS AND FORWARD AND REVERSE ATT.-

7	381 448 R1	CLAMP, OIL COOLER TUBE
	179 801	SCREW, 1/4-20 X 1-1/2 HEX-HD CAP
	103 319	WASHER, 1/4 MED LOCK
7	529 645 R1	CLAMP, OIL COOLER TUBE
	179 802	SCREW, 1/4-20 X 1-5/8 HEX-HD CAP -FOR TRACTORS W/OIL COOLER BY-PASS AND FORWARD AND REVERSE ATT.-
8	995 218 R1	CLAMP, OIL COOLER -8-
9	533 983 R2	HOSE, OIL COOLER -2-
10	65 795 C1	HOSE, OIL COOLER CONNECTION -2-
11	65 794 C1	TUBE CONNECTION -2-



REF. NO.	PART NUMBER	DESCRIPTION	TC-175
----------	-------------	-------------	--------

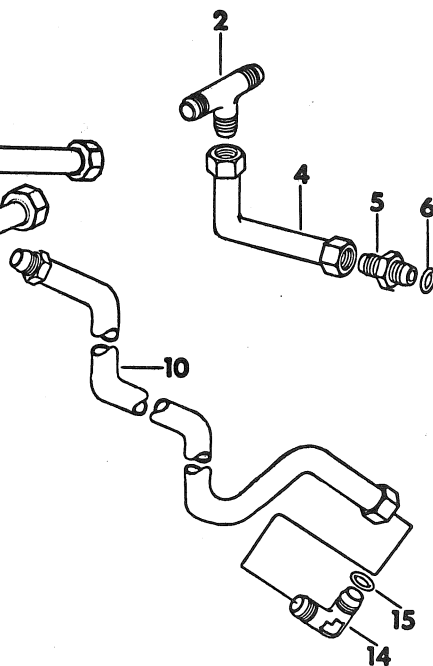
OIL COOLER
-HYDROSTATIC DRIVE TRACTORS-



1	536 349 R1	COOLER, OIL
Q	663	PIN, 5/16 X 1-7/8 STD-HD -2-
	103 384	PIN, 1/8 X 3/4 COT. -2-
2	9 403 139	TEE, 1/2-14 C-2 HYD 37 DEG FLARED
3	65 770 C1	TUBE ASSY, OIL COOLER INLET
4	65 768 C1	TUBE ASSY, OIL COOLER INLET -SHORT
5	9 410 204	UNION, 7/8-14 C-2 37 DEG HYD FLARED TUBE SHORT SWIVEL
6	364 885 R1	O-RING, 5/8 OD TUBE
7	56 554 C1	TUBE ASSY, OIL COOLER OUTLET FWD
8	529 645 R1	CLAMP, OIL COOLER TUBE -2-
	179 797	SCREW, 1/4-20 X 1 HEX-HD CAP
	109 084	NUT, 1/4-20 HEX.
	103 319	WASHER, 1/4 MED LOCK -2-
	179 802	SCREW, 1/4-20 X 1-5/8 HEX-HD CAP
9	995 218 R1	CLAMP, OIL COOLER -8-

REF. NO.	PART NUMBER	DESCRIPTION	TC-175
----------	-------------	-------------	--------

OIL COOLER -CONTINUED
-HYDROSTATIC DRIVE TRACTORS-



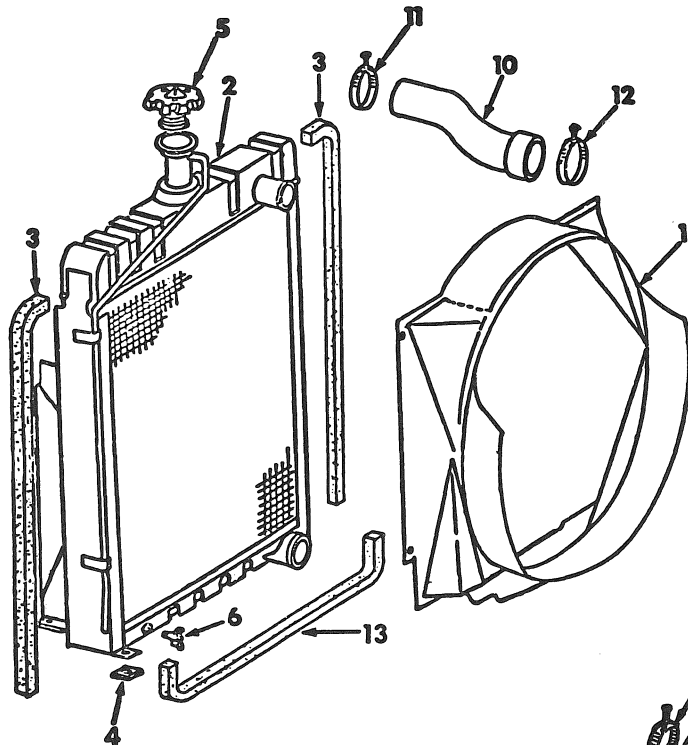
10	66 103 C1	TUBE ASSY, OIL COOLER OUTLET REAR
10	66 117 C1	TUBE ASSY, OIL COOLER RETURN REAR -TRACTORS W/FORWARD AND REVERSE ATTACHMENT-
11	65 795 C1	HOSE , OIL COOLER CONNECTION -2-
12	65 794 C1	TUBE, CONNECTION -2-
13	533 983 R1	HOSE, OIL COOLER -2-
14	9 410 978	ELBOW, 7/8-14 C-2 37 DEG HYD FLARED TUBE ADJ STR-THD 90 DEG.
15	364 885 R1	O-RING, 5/8 OD TUBE

CA-4023



REF. NO.	PART NUMBER	DESCRIPTION	TC-175
----------	-------------	-------------	--------

RADIATOR AND CONNECTIONS



1	402 200 R1	HOUSING, FAN	
	179 791	SCREW, 1/4-20 X 1/2 HEX-HD CAP -4-	
	103 339	WASHER, 9/32 X 5/8 X .051 -4-	
2	539 566 R2	RADIATOR ASSY	
		-GASOLINE ENGINE TRACTORS-	
2	539 567 R2	RADIATOR ASSY	
		-DIESEL ENGINE TRACTORS-	
2	539 565 R2	RADIATOR ASSY	
		-GASOLINE AND HYDROSTATIC DRIVE TRACTORS-	
2	539 561 R2	RADIATOR ASSY	
		-FOR DIESEL HYDROSTATIC DRIVE TRACTORS-	
	179 858	SCREW, 7/16-14 X 1 HEX-HD CAP -4-	
	103 322	WASHER, 7/16 MED LOCK -4-	
	142 745	NUT, 5/16-18 ZND WING	
	271 500	NUT, 7/16-14 HEX. -4-	
3	394 788 R1	GASKET, RADIATOR BAFFLE -2-	
4	47 240 D	PAD, RADIATOR -4-	
	23 042 R1	WASHER, 17/32 X 1 X 22 GA C-Z	
5	532 029 R1	CAP ASSY, RADIATOR	
6	539 787 R1	COCK, 1/4 DRAIN	

REF. NO.	PART NUMBER	DESCRIPTION	TC-175
----------	-------------	-------------	--------

RADIATOR AND CONNECTIONS -CONTINUED

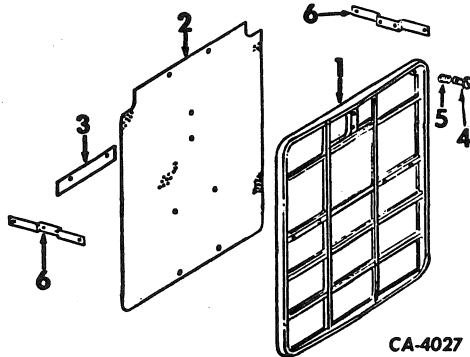
7	402 204 R1	HOSE, RADIATOR OUTLET	
		-GASOLINE ENGINE TRACTORS-	
7	402 205 R1	HOSE, RADIATOR OUTLET	
		-DIESEL ENGINE TRACTORS-	
8	995 221 R1	CLAMP, HOSE	
9	995 223 R1	CLAMP, HOSE	
		-DIESEL ENGINE TRACTORS-	
9	995 221 R1	CLAMP, HOSE	
		-GASOLINE ENGINE TRACTORS-	
10	402 206 R1	HOSE, RADIATOR INLET	
		-GASOLINE ENGINE TRACTORS-	
10	402 207 R1	HOSE, RADIATOR INLET	
		-DIESEL ENGINE TRACTORS-	
11	995 221 R1	CLAMP, HOSE	
12	995 223 R1	CLAMP, HOSE	
13	537 162 R1	GASKET, LOWER RADIATOR	

CA-4026



REF. NO.	PART NUMBER	DESCRIPTION	TC-175
----------	-------------	-------------	--------

RADIATOR GRILLE
-2500 SERIES B TRACTORS-



1	528 154 R1	GRILLE, RADIATOR	
	401 499 R1	SCREW, 10-24 X 1/2 HEX-WASHER-HD TAP	-6-
2	528 156 R2	SCREEN, GRILLE	
3	532 192 R1	BRACKET, GRILLE RETAINING	
	23 505 R1	WASHER, 9/32 X 5/8 X 16 GA C-Z -2-	
	26 052 R1	PIN, 3/16 X 1/2 C-Z HV COILED SPRING	
4	3 113 470 R1	LATCH ASSY, GRILLE -2-	
5	532 180 R1	SPRING, GRILLE LATCH -2-	
6	402 610 R1	SUPPORT, RADIATOR & GRILLE HOUSING -2-	
	179 789	SCREW, 1/4-20 X 3/8 HEX-HD CAP -4-	
	103 319	WASHER, 1/4 MED LOCK -4-	

REF. NO.	PART NUMBER	DESCRIPTION	TC-175
----------	-------------	-------------	--------



REF. NO.

PART NUMBER

DESCRIPTION

TC-175



REF. NO.

PART NUMBER

DESCRIPTION

TC-175

FOR INDEX TO UNITS REFER TO INTRODUCTION PAGE III



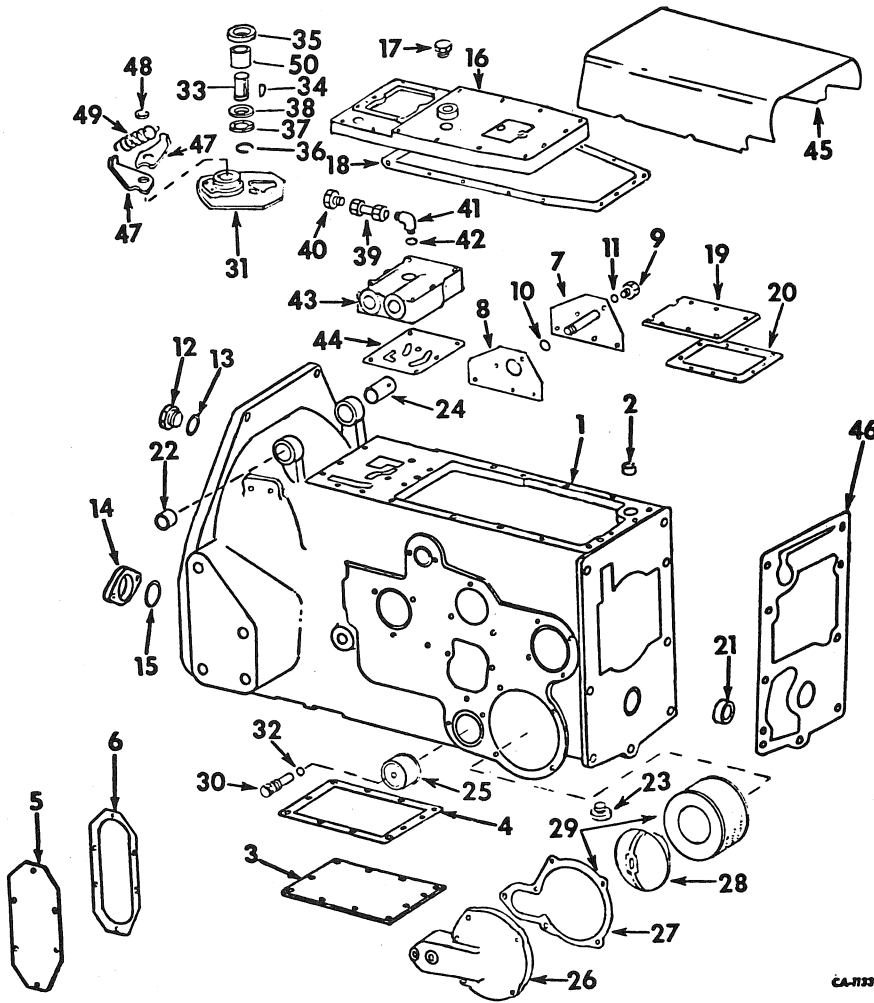


REF. NO.	PART NUMBER	DESCRIPTION	TC-175
----------	-------------	-------------	--------

HYDROSTATIC DRIVE HOUSING, CONTROL CAM, MULTI-VALVE AND CONNECTIONS

REF. NO.	PART NUMBER	DESCRIPTION	TC-175
----------	-------------	-------------	--------

HYDROSTATIC DRIVE HOUSING, CONTROL CAM, MULTI-VALVE AND CONNECTIONS -CONTINUED



CA-113 C

- 1 537 098 R93 HOUSING ASSY, HYDROSTATIC DRIVE
 -FOR SERVICE REPLACEMENT, ALSO
 FURNISH LH BRAKE PEDAL ASSY
 537 095 R11-
 -CONSISTS OF
- | | | |
|---|---------|-------------|
| 1 | BUSHING | 530 815 R1 |
| 1 | BUSHING | 537 099 R1 |
| 1 | SEAL | 252 050 C91 |
| 1 | PLUG | 112 428 |
| 1 | PIN | 19 962 R1 |
| 1 | PIN | 20 556 R1 |
| 2 | PIN | 19 904 R1- |
- 112 428 PLUG, NO. 0 CORK
 19 962 R1 PIN, 3/8 X 3/4 DOWEL
 20 556 R1 PIN, 1/2 X 3/4 DOWEL
 9 410 359 PLUG, 3/4-16 STR TH D-RING BOSS
 570 828 R1 O-RING, 1/2 OD TUBE
 19 904 R1 PIN, 1/2 X 1 DOWEL -2-
 3 113 103 R1 PLUG, 3/4-14 AUTO HEX-HD PIPE

- CONTINUED
- | | | |
|---------|----------------------------------|-----|
| 179 885 | SCREW, 1/2-13 X 1-1/2 HEX-HD CAP | -9- |
| | -TO REAR FRAME- | |
| 179 893 | SCREW, 1/2-13 X 3 HEX-HD CAP | -2- |
| 179 887 | SCREW, 1/2-13 X 1-3/4 HEX-HD CAP | -6- |
| | -DIESEL ENGINE TRACTORS- | |
| 179 888 | SCREW, 1/2-13 X 1-7/8 HEX-HD CAP | -2- |
| 102 637 | NUT, 1/2-13 HEX. | -2- |
| 179 883 | SCREW, 1/2-13 X 1-1/4 HEX-HD CAP | -6- |
| | -GASOLINE ENGINE TRACTORS- | |
| 179 894 | SCREW, 1/2-13 X 3-1/4 HEX-HD CAP | -2- |
| | -DIESEL ENGINE TRACTORS- | |
- 2 400 947 R1 PIPE, OVERFLOW
 3 402 182 R1 COVER, BOTTOM
 179 837 SCREW, 3/8-16 X 3/4 HEX-HD CAP -11-
 4 402 556 R2 GASKET, BOTTOM COVER



DRIVE TRAIN

-3-

GROUP 07

REF. NO.	PART NUMBER	DESCRIPTION	TC-175
		HYDROSTATIC DRIVE HOUSING, CONTROL CAM, -CONTINUED MULTI-VALVE AND CONNECTIONS	
5	400 950 R1	COVER, RELIEF VALVE ACCESS - -FOR INDUSTRIAL MODEL TRACTORS-	
5	405 079 R1	COVER ASSY, RELIEF VALVE ACCESS -FOR INDUSTRIAL MODEL TRACTORS-	
	179 815	SCREW, 5/16-18 X 11/16 HEX-HD CAP -12-	
	382 331 R1	WASHER, SEALING -2-	
6	400 951 R1	GASKET, RELIEF VALVE ACCESS COVER -2-	
7	405 195 R1	COVER ASSY, PRESSURE CHECK	
	179 815	SCREW, 5/16-18 X 11/16 HEX-HD CAP -4-	
	382 331 R1	WASHER, SEALING -2-	
8	405 193 R1	GASKET, ACCESS COVER	
9	405 192 R1	PLUG, PRESSURE CHECK	
10	384 937 R1	O-RING, 1/4 X 3/8 X 1/16 PRESSURE CHECK BUSHING	
11	369 751 R1	O-RING, 1/4 OD TUBE PRESSURE CHECK PLUG	
12	9 410 361	PLUG, 1-1/16-12 C-Z STR THD-O-RING BOSS	
13	368 269 R1	O-RING, 3/4 OD TUBE	
14	400 954 R1	COVER, FRONT IPTO BRG	
	179 840	SCREW, 3/8-16 X 1-1/8 HEX-HD CAP -2-	
	103 321	WASHER, 3/8 MED LOCK -2-	
15	21 480 R1	O-RING, 2 X 2-3/16 X 3/32 FRONT IPTO BRG COVER	
16	66 545 C91	COVER ASSY, CAM MOUNTING	
	19 892 R1	PIN, 3/8 X 1-1/2 DOWEL	
	172 531	PLUG, EXPANSION	
17	9 409 947	PLUG, 3/4 SQ-SOC-HD PIPE	
18	401 019 R2	GASKET, TOP COVER	
	179 845	SCREW, 3/8-16 X 1-3/4 HEX-HD CAP -10-	
19	400 956 R1	COVER, SERVO ACCESS	
20	400 957 R1	GASKET, SERVO ACCESS COVER	
	179 843	SCREW, 3/8-16 X 1-1/2 HEX-HD CAP -4-	
	179 837	SCREW, 3/8-16 X 3/4 HEX-HD CAP -2-	
	179 839	SCREW, 3/8-16 X 1 HEX-HD CAP -2-	
21	252 050 C91	SEAL, IPTO SHAFT LIP	
22	539 245 R1	BUSHING	
23	3 113 103 R1	PLUG, 3/4-14 AUTO HEX-HD PIPE	
24	537 099 R1	BUSHING -OPTIONAL W/539 834 R1-	
24	539 834 R1	BUSHING -OPTIONAL W/537 099 R1-	
25	401 072 R1	VALVE ASSY, FILTER SHUT-OFF	
26	401 069 R1	COVER, FILTER	
27	401 070 R1	GASKET, FILTER COVER	
	179 843	SCREW, 3/8-16 X 1-1/2 HEX-HD CAP -3-	
	179 847	SCREW, 3/8-16 X 2 HEX-HD CAP -3-	
28	386 121 R92	VALVE, FILTER BY-PASS	



DRIVE TRAIN

-3-

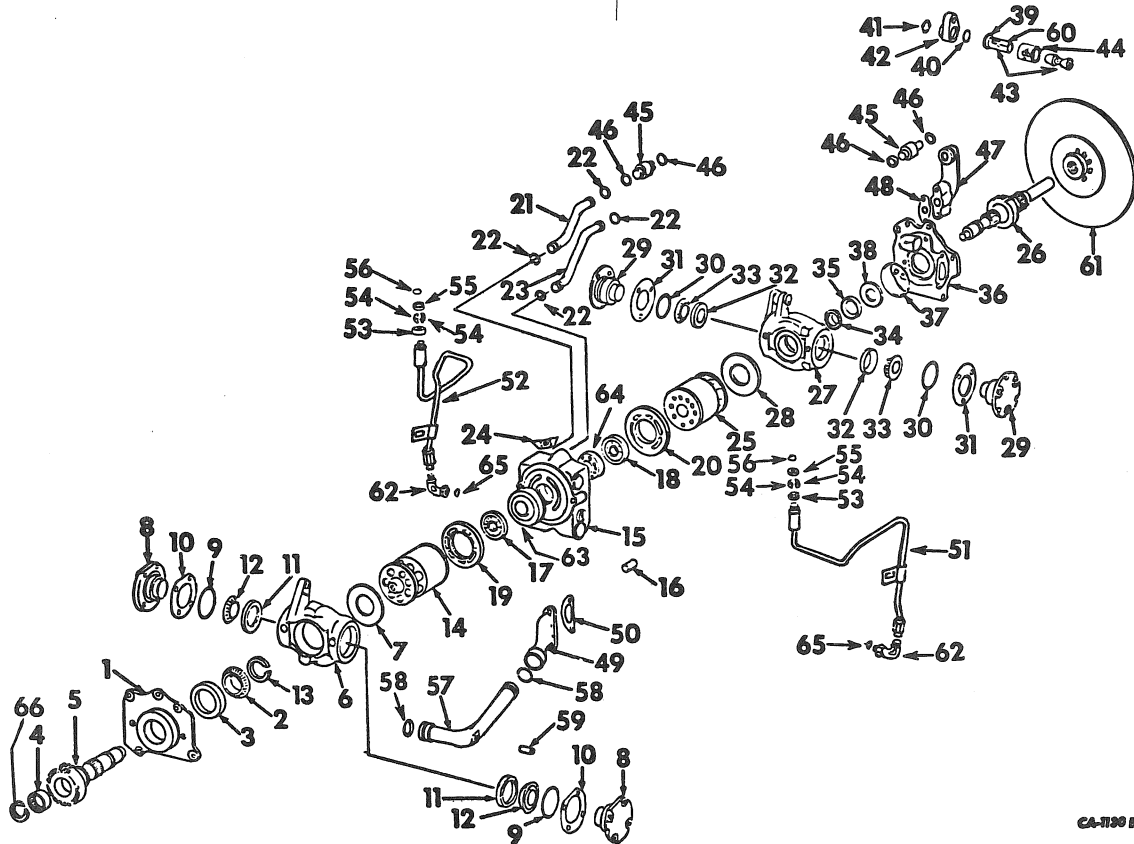
GROUP 07

REF. NO.	PART NUMBER	DESCRIPTION	TC-175
		HYDROSTATIC DRIVE HOUSING, CONTROL CAM, -CONTINUED MULTI-VALVE AND CONNECTIONS	
29	65 126 C92	PACKAGE, FILTER ELEMENT SERVICE -CONSISTS OF	
	\$2 ELEMENT	401073 R2	
	1 GASKET	401 070 R1-	
	1 O-RING	355 966 R1	
	1 GASKET	405 462 R1	
	1 O-RING	375 271 R1-	
30	401 071 R1	BOLT, VALVE SHUT-OFF	
31	402 179 R41	CAM ASSY, CONTROL -INCLUDES REF NOS 47 THRU 49-	
	133 765	SCREW, 1/4-20 X 7/16 SLOT-F-HD MACH -3-	
32	369 384 R1	O-RING, 5/16 OD TUBE -VALVE SHUT-OFF BOLT-	
33	65 458 C2	SHAFT, CAM ACTUATING	
34	106 751	KEY, 3/16 X 3/4 WOODRUFF 9	
35	65 457 C1	OIL SEAL, CAM MTG COVER	
36	373 692 R1	RING, CAM RETAINING	
37	324 105 R91	BEARING, NEEDLE THRUST	
38	396 795 R1	RACE, NEEDLE BRG THRUST -2- -OPTIONAL W/530 047 R1-	
38	530 047 R1	RACE, NEEDLE BRG THRUST -2- -OPTIONAL W/396 795 R1-	
39	533 561 R1	TUBE ASSY, PRESSURE CHECK	
40	9 403 330	PLUG, 7/16-20 37 DEG HYD FLARED	
41	9 410 974	ELBOW, 7/16-20 37 DEG HYD FLARED	
42	369 751 R1	O-RING, 1/4 OD TUBE	
43		BODY ASSY, MULTI-VALVE -FOR COMPONENTS, SEE LIST OF PARTS UNDER DETAILS OF MULTI-VALVE-	
	179 848	SCREW, 3/8-16 X 2-1/4 HEX-HD CAP -5-	
44	401 056 R1	GASKET, MULTIPLE VALVE BODY	
45	66 290 C1	COVER, HOUSING	
	445 957	SCREW, 1/4-20 X 3/8 C-Z SET PAN-HD MACH -4-	
46	399 814 R3	GASKET, HOUSING TO REAR FRAME	
47	402 180 R1	PLATE, CAM CENTERING -2- -INDUSTRIAL MODEL TRACTORS-	
48	567 879 R1	RING, RETAINING -INDUSTRIAL MODEL TRACTORS-	
49	402 181 R1	SPRING, CENTERING HV -INDUSTRIAL MODEL TRACTORS-	
50	65 534 C91	BEARING ASSY, NEEDLE -OPTIONAL W/67 123 C91-	
50	67 123 C91	BEARING ASSY, NEEDLE -OPTIONAL W/65 534 C91-	



REF. NO.	PART NUMBER	DESCRIPTION	TC-175
----------	-------------	-------------	--------

HYDROSTATIC DRIVE SHAFTS, MOTOR ASSYS,
CENTER SECTION AND RELATED PARTS



1	400 958 R1 179 839	HOUSING, REAR BRG SCREW, 3/8-16 X 1 HEX-HD CAP -5-
2	400 960 R91	BEARING ASSY, OUTPUT SHAFT REAR CONE
3	PO 14 039	BEARING, OUTPUT SHAFT CUP
4	613 639 C91	BEARING, OUTPUT SHAFT NEEDLE
5	65 259 C1	SHAFT, OUTPUT
6	400 963 R1	HOUSING, MOTOR SWASH PLATE
7	400 965 R3	PLATE, THRUST
8	400 966 R1 297 330 R1	TRUNNION, MOTOR -2- SCREW, HEX-HD W/NYLON INSERT -8-
9	295 204 R1	O-RING, 2-13/16 X 3 X 3/32 -2-



REF. NO.	PART NUMBER	DESCRIPTION	TC-175
----------	-------------	-------------	--------

HYDROSTATIC DRIVE SHAFTS, MOTOR ASSYS, -CONTINUED
CENTER SECTION AND RELATED PARTS

10	400 967 R91	PACKAGE, MOTOR TRUNNION SHIM SERVICE -CONSISTS OF
	\$5 SHIM .005	400 968 R1
	\$5 SHIM .007	400 969 R1
	\$1 SHIM .020	400 970 R1-
11	62 923 R91	BEARING ASSY, MOTOR TRUNNION CONE -2-
12	130 503 H	BEARING, MOTOR TRUNNION CUP -2-
13	400 971 R1	RING, BEARING RETAINING .136
13	400 972 R1	RING, BEARING RETAINING .141
13	400 973 R1	RING, BEARING RETAINING .146
13	400 974 R1	RING, BEARING RETAINING .151
13	400 975 R1	RING, BEARING RETAINING .156
13	400 976 R1	RING, BEARING RETAINING .163
13	400 977 R1	RING, BEARING RETAINING .166
13	400 978 R1	RING, BEARING RETAINING .171
13	400 979 R1	RING, BEARING RETAINING .176
13	400 980 R1	RING, BEARING RETAINING .181
13	400 981 R1	RING, BEARING RETAINING .186
14		KIT, MOTOR CYLINDER BLOCK -FOR COMPONENTS, SEE LIST OF PARTS UNDER DETAILS OF MOTOR CYLINDER BLOCK-

CA-1130 B

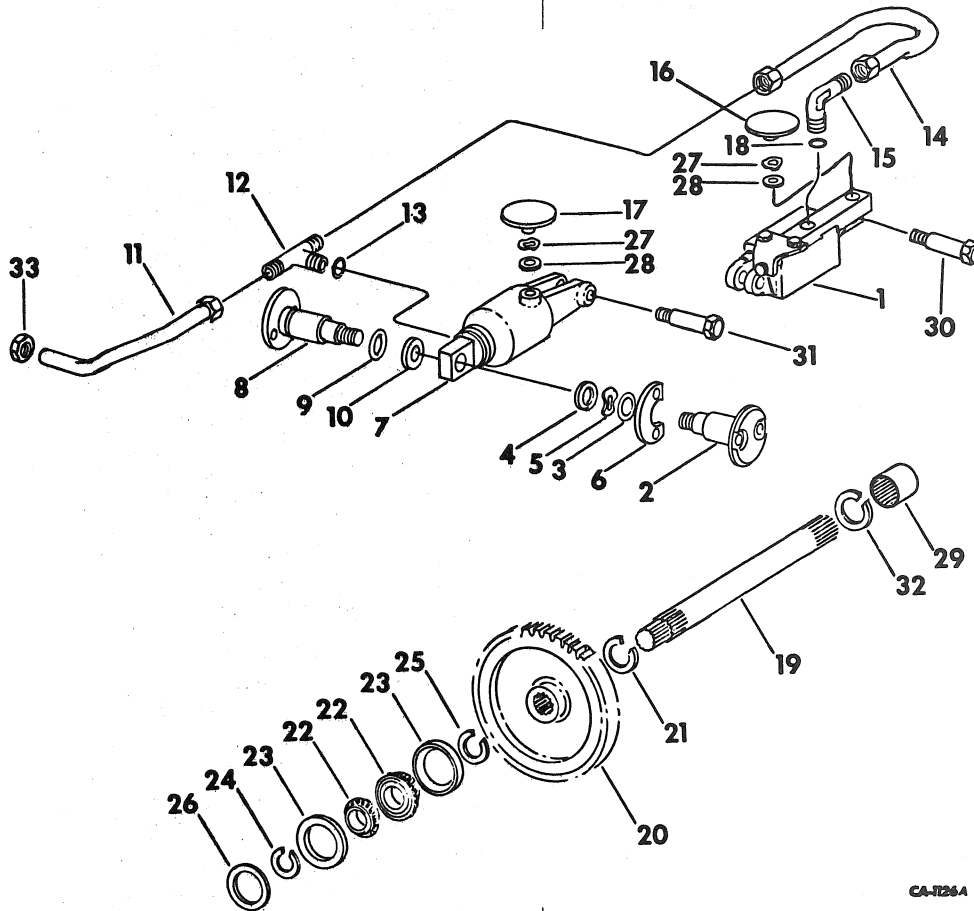
DRIVE TRAIN		-5-	GROUP 07
REF. NO.	PART NUMBER	DESCRIPTION	TC-175
HYDROSTATIC DRIVE SHAFTS, MOTOR ASSYS, -CONTINUED CENTER SECTION AND RELATED PARTS			
15		BODY ASSY, CENTER SECTION -FOR COMPONENTS, SEE LIST OF PARTS UNDER DETAILS OF CENTER SECTION BODY-	
16	394 825 R1	PIN, CENTER SECTION DOWEL -2-	
17	400 983 R91	BEARING ASSY, OUTPUT SHAFT FRONT CONE	
18	400 990 R91	BEARING ASSY, INPUT SHAFT REAR CONE	
19	530 773 R1	PLATE, MOTOR VALVE	
20	530 766 R1	PLATE, PUMP VALVE RH	
21	400 994 R1	TUBE ASSY, CENTER SECTION CHARGE	
22	384 943 R1	O-RING, 3/4 X 7/8 X 1/16 -4-	
23	400 998 R1	TUBE ASSY, CENTER SECTION EXHAUST	
24	401 000 R1 179 814 103 320	STRIP, CENTER SECTION PIPE RETAINER SCREW, 5/16-18 X 5/8 HEX-HD CAP WASHER, 5/16 MED LOCK	
25		KIT, PUMP CYLINDER BLOCK -FOR COMPONENTS, SEE LIST OF PARTS UNDER DETAILS OF PUMP CYLINDER BLOCK-	
26	401 009 R1	SHAFT, INPUT	
27	401 011 R1	HOUSING, PUMP SWASH PLATE	
28	596 335 R3	PLATE, THRUST	
29	401 012 R1 179 837	TRUNNION, PUMP -2- SCREW, 3/8-16 X 3/4 HEX-HD CAP -6-	
30	384 377 R1	O-RING, 2-5/16 X 2-1/2 X 3/32 -2-	
31	401 018 R91	PACKAGE, PUMP TRUNNION SHIM SERVICE -CONSISTS OF \$5 SHIM .005 401 013 R1 \$5 SHIM .007 401 014 R1 \$1 SHIM .020 401 015 R1-	
32	50 212 VA	BEARING ASSY, PUMP TRUNNION CONE -2-	
33	527 486 R1	BEARING, PUMP TRUNNION CUP -2-	
34	459 454 R91	BEARING ASSY, INPUT SHAFT FRONT CONE	
35	567 849 R1	BEARING, INPUT SHAFT FRONT CUP	
36	401 020 R91	PUMP, TRANSMISSION CHARGE -OPTIONAL W/66 454 C91-	
36	66 454 C91	PUMP, TRANSMISSION -OPTIONAL W/401 020 R91- -FOR COMPONENTS, SEE LIST OF PARTS UNDER DETAILS OF TRANSMISSION CHARGE PUMP- 297 330 R1 SCREW, 3/8-16 X 1 HEX-HD NYLOK -5-	
37	343 943 R1	O-RING, 6-1/4 X 6-1/2 X 1/8	
38	401 021 R91	PACKAGE, INPUT SHAFT FRONT BEARING SHIM -CONSISTS OF \$5 SHIM .005 401 022 R1 \$5 SHIM .007 401 023 R1 \$1 SHIM .020 401 024 R1-	
39	297 459 R1	O-RING, 7/8 OD TUBE	
40	379 181 R1	O-RING, 5/8 X 3/4 X 1/16	
41	388 591 R1	RING, VALVE HOUSING SEALING	
42	405 194 R1 9 410 356	HOUSING, SERVO REGULATOR VALVE PLUG, 7/16-20 C-Z STR-THD O-RING BOSS	
	369 751 R1	O-RING, 1/4 OD TUBE	

DRIVE TRAIN		-5-	GROUP 07
REF. NO.	PART NUMBER	DESCRIPTION	TC-175
HYDROSTATIC DRIVE SHAFTS, MOTOR ASSYS, -CONTINUED CENTER SECTION AND RELATED PARTS			
43	529 486 R91	VALVE ASSY, PRESSURE REGULATOR -CONSIST OF REF NO. 60-	
44	396 100 R1	SCREEN, REGULATOR VALVE STRAINER	
45	401 026 R1	TUBE, CHARGE JUMPER	
46	384 943 R1	O-RING, 3/4 X 7/8 X 1/16 -2- CHARGE JUMPER TUBE	
47	401 027 R1	MANIFOLD, CHARGE PUMP	
48	401 028 R1 186 284 565 832 R1 179 851	GASKET, CHARGE PUMP MANIFOLD SCREW, 3/8-16 X 3-3/4 HEX-HD CAP -2- WASHER, 13/32 X 5/8 X .049 COPPER -4- SCREW, 3/8-16 X 3 HEX-HD CAP -2-	
49	401 032 R1	ELBOW, SUCTION PIPE	
50	401 033 R1	GASKET, SUCTION PIPE ELBOW	
51	401 005 R1 179 814 103 340	TUBE ASSY, RESERVE PRESSURE SCREW, 5/16-18 X 5/8 HEX-HD CAP WASHER, 11/32 X 11/16 X .065 FLAT	
52	401 001 R1 179 814 103 340	TUBE ASSY, FORWARD PRESSURE SCREW, 5/16-18 X 5/8 HEX-HD CAP WASHER, 11/32 X 11/16 X .065 FLAT	
53	402 864 R1	RETAINER, TUBE LOCK -2-	
54	402 865 R1	LOCK, TUBE -2-	
55	401 017 R1	RING, BACK-UP -2-	
56	384 937 R1	O-RING, 1/4 X 3/8 X 1/16 -2-	
57	401 074 R1 277 677 R1 103 341	TUBE ASSY, SUCTION SCREW W/NYLON PELLET INSERT, 3/8-16 X 1-5/8 HEX-HD CAP WASHER, 13/32 X 13/16 X .051	
58	360 610 R1	O-RING, 1-5/8 X 1-7/8 X 1/8 -2-	
59	401 077 R1	BUSHING, SUCTION PIPE SUPPORT	
60	529 487 R1	STRAINER, REGULATOR VALVE	
61	404 078 R91 324 711 R1 103 320	PLATE ASSY, DRIVE SCREW, W/NYLON PELLET INSERT, 7/16-18 X 3/4 HEX-HD CAP -6- WASHER, 5/16 MED LOCK -6-	
62	9 410 974	ELBOW, 7/16-20 37 DEG HYD FLARED -2-	
63	530 741 R1	BEARING, OUTPUT SHAFT FRONT CUP	
64	537 188 R1	BEARING, INPUT SHAFT REAR CUP	
65	369 751 R1	O-RING, 1/4 OD TUBE -2-	
66	66 014 C1	RING, BRG RETAINER	



REF. NO.	PART NUMBER	DESCRIPTION	TC-175
----------	-------------	-------------	--------

HYDROSTATIC DRIVE GEAR, PTO SHAFT AND SERVO CYLINDER



1		CYLINDER ASSY, PUMP SERVO -FOR COMPONENTS, SEE LIST OF PARTS UNDER DETAILS OF PUMP SERVO CYLINDER-
2	401 035 R1 179 837	TRUNNION, PUMP SERVO SCREW, 3/8-16 X 3/4 HEX-HD CAP -2-
3	369 908 R1	O-RING, 13/16 X 1 X 3/32
4	401 041 R1 103 028	WASHER, PUMP SERVO TRUNNION NUT, 1/2-20 HEX.
5	401 040 R1	WASHER, SPRING
6	401 036 R91	PACKAGE, PUMP SERVO TRUNNION SHIM -CONSISTS OF \$3 SHIM .005 401 037 R1 \$3 SHIM .007 401 038 R1 \$1 SHIM .020 401 039 R1-
7		CYLINDER ASSY, MOTOR SERVO -FOR COMPONENTS, SEE LIST OF PARTS UNDER DETAILS OF MOTOR SERVO CYLINDER-
8	401 043 R1	TRUNNION, MOTOR SERVO



REF. NO.	PART NUMBER	DESCRIPTION	TC-175
----------	-------------	-------------	--------

HYDROSTATIC DRIVE GEAR, PTO SHAFT AND -CONTINUED
SERVO CYLINDER

9	372 821 R1 179 837	O-RING, 1-1/16 X 1-1/4 X 3/32 SCREW, 3/8-16 X 3/4 HEX-HD CAP -2-
10	401 044 R1 103 030	WASHER, MOTOR SERVO TRUNNION NUT, 5/8-18 HEX.
11	401 045 R11	TUBE ASSY, MOTOR SERVO SUPPLY
12	401 046 R1	TEE, ADJ FLEX 5/16 TUBE MOTOR SERVO
13	369 384 R1	O-RING, 5/16 OD TUBE MOTOR SERVO TEE
14	401 047 R11	TUBE ASSY, PUMP SERVO
15	401 048 R1	ELBOW, ADJ FLEX 5/16 TUBE PUMP SERVO
16		NOT USED IN THIS APPLICATION
17	530 027 R92	ORIFICE, MOTOR CYLINDER CONTROL W/RING -INCLUDES REF NOS 27 AND 28- -2 USED INDUSTRIAL MODEL TRACTORS-

CA-126A



REF. NO.	PART NUMBER	DESCRIPTION	TC-175
HYDROSTATIC DRIVE GEAR, PTO SHAFT AND SERVO CYLINDER -CONTINUED			
18	369 751 R1	O-RING, 1/4 OD TUBE PUMP SERVO	
19	536 749 R1	SHAFT, IPTO FRONT DRIVEN	
20	404 223 R1	GEAR - 48 T	
21	399 837 R1	RING, GEAR RETAINING	
22	463 911 R91	BEARING ASSY, CONE -2-	
23	572 564 R1	BEARING, CUP -2-	
24	631 530 R1	RING, BRG RETAINING - SHAFT	
25	463 910 R1	RING, BRG RETAINING - HOUSING	
26	401 060 R1	SPACER, BEARING .146	
26	401 061 R1	SPACER, BEARING .151	
26	401 062 R1	SPACER, BEARING .156	
26	401 063 R1	SPACER, BEARING .161	
26	401 064 R1	SPACER, BEARING .166	
26	401 065 R1	SPACER, BEARING .171	
26	401 066 R1	SPACER, BEARING .176	
26	401 067 R1	SPACER, BEARING .181	
26	401 068 R1	SPACER, BEARING .186	
27	403 989 R1	WASHER, SPRING -2-	
28	396 109 R1	RING -2-	
29	533 325 R91	BUSHING, IPTO FRT DRIVEN SHAFT NEEDLE -OPTIONAL W/538 467 R91-	
29	538 467 R91	BUSHING -OPTIONAL W/533 325 R91-	
30	396 119 R1	BOLT, HEX-HD SHOULDER	
31	396 119 R1	BOLT, HEX-HD SHOULDER	
32	533 266 R1	RING, IPTO FRONT DRIVEN SHAFT	
33	29 899 D	NUT, 1/2-20 HI-DUTY FITTING	



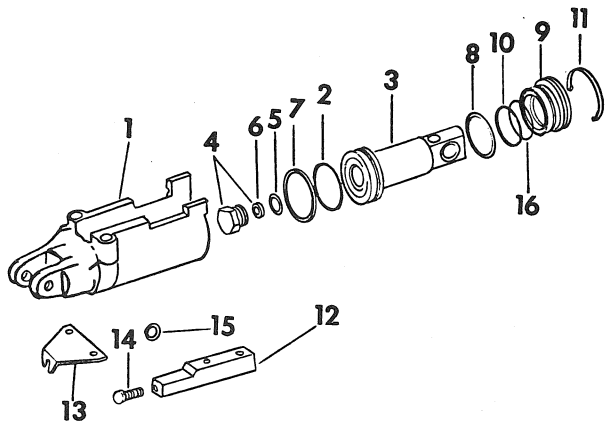
REF. NO.	PART NUMBER	DESCRIPTION	TC-175
MOTOR SERVO CYLINDER			
CYLINDER ASSY, MOTOR SERVO			
1	401 089 R1	BODY, CYLINDER	
2	396 106 R1	WIRE, RETAINING	
3	401 090 R1	PISTON	
4	531 285 R91	PLUG ASSY, FIXED ORIFICE	
5	364 885 R1	O-RING, 5/8 OD TUBE -FIXED ORIFICE-	
6	529 376 R1	STRAINER	
7	396 103 R1	RING, PISTON SEALING	
8	382 781 R1	O-RING, 1-3/4 X 1-15/16 X 3/32 -2- -PISTON SEALING-	
9	401 091 R1	GUIDE, PISTON	
10	384 498 R1	O-RING, 1-15/16 X 2-1/8 X 3/32 -PISTON GUIDE-	
11	401 092 R1	RING, GUIDE SEALING INNER	
	401 093 R91	PACKAGE, MOTOR SERVO CYLINDER O-RING AND SEAL SERVICE -CONSISTS OF	
	\$1	RING	396 103 R1
	\$2	O-RING	382 781 R1
	\$1	O-RING	364 885 R1
	\$1	RING	401 092 R1
	\$2	SLEEVE	134 630 H1
	\$1	O-RING	384 498 R1
	\$1	O-RING	364 884 R1
	\$1	RING	396 109 R1-

CA-1128A



REF. NO.	PART NUMBER	DESCRIPTION	TC-175
----------	-------------	-------------	--------

PUMP SERVO CYLINDER



CA-724A

CYLINDER ASSY, PUMP SERVO

1	401 079 R1	BODY
2	379 141 R1	O-RING, 1-3/8 X 1-9/16 X 3/32
3	401 080 R1	PISTON
4	401 082 R11	PLUG ASSY, FIXED ORIFICE
4	535 851 R11	PLUG ASSY, FIXED ORIFICE -INDUSTRIAL MODEL TRACTORS-
5	570 828 R1	O-RING, 1/2 OD TUBE
6	529 960 R1	STRAINER
7	405 311 R1	RING, PISTON SEALING
8	328 138 R1	O-RING, 1-5/8 X 1-13/16 X 3/32
9	401 084 R1	GUIDE
10	405 310 R1	RING, GUIDE SEALING INNER
11	388 968 R1	WIRE, RETAINING
12	401 086 R12	BLOCK ASSY, VARIABLE ORIFICE ADJ -INDUSTRIAL MODEL TRACTORS-
	69 786 C1	PIN, 5/16 X 7/8 DOWEL
13	401 087 R1	BRACKET, ADJ BLOCK
	179 815	SCREW, 5/16 X 11/16 HEX-HD CAP -2-
14	396 108 R2	BOLT, ADJ BLOCK
15	392 385 R1	O-RING, 5/8 X 3/4 X 1/16
16	347 070 R1	O-RING, 1-15/16 X 1-7/16 X 1/16

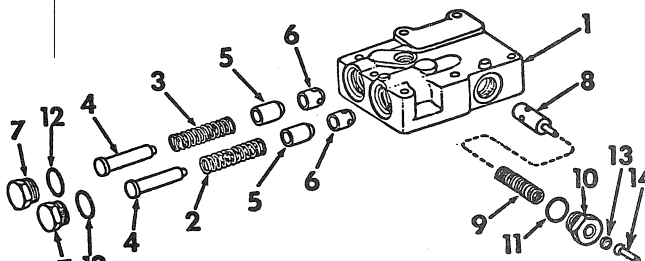


REF. NO.	PART NUMBER	DESCRIPTION	TC-175
----------	-------------	-------------	--------

PUMP SERVO CYLINDER -CONTINUED

401 088 R91	PACKAGE, PUMP SERVO CYLINDER O-RING AND SEAL SERVICE
	-CONSISTS OF
\$1	O-RING 379 141 R1
\$1	RING 405 311 R1
\$1	O-RING 570 828 R1
\$1	RING 405 310 R1
\$1	O-RING 328 138 R1
\$1	O-RING 392 385 R1
\$1	RING 396 109 R1
\$1	O-RING 369 751 R1
\$1	SLEEVE 134 630 H1
\$1	O-RING 347 070 R1-

MULTI-VALVE



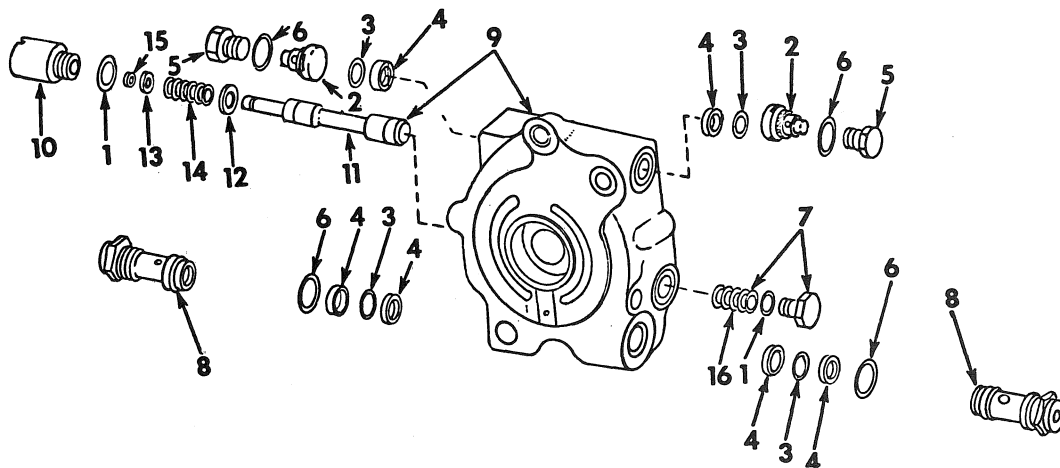
CA-2311

1	401 094 R2	BODY
2	396 128 R1	SPRING, POPPET VALVE HV
3	396 129 R1	SPRING, POPPET VALVE LT
4	396 130 R2	PIN, POPPET VALVE PISTON -2-
5	396 131 R2	VALVE, POPPET -2-
6	396 132 R1	BUSHING, POPPET VALVE -2-
7	396 133 R1	PLUG, VALVE RETAINING -2-
8	529 318 R1	VALVE, COOLER BY-PASS
9	529 319 R1	SPRING, COOLER BY-PASS
10	535 151 R1	PLUG, COOLER BY-PASS VALVE
11	368 269 R1	O-RING, 3/4 OD TUBE COOLER BY-PASS VALVE PLUG
12	297 459 R1	O-RING, 7/8 OD TUBE -2- VALVE RETAINING PLUG
13	535 152 R91	SEAL, DIL
14	535 153 R1	PIN, PRESSURE CHECK



REF. NO.	PART NUMBER	DESCRIPTION	TC-175
----------	-------------	-------------	--------

CENTER SECTION VALVE



VALVE ASSY, CENTER SECTION

1	364 885 R1	O-RING, 5/8 OD TUBE -2-
2	528 778 R1	VALVE ASSY, CHECK -2- -OPTIONAL W/528 345 R1-
2	528 345 R1	VALVE ASSY, CHECK -2- -OPTIONAL W/528 778 R1-
3	20 947 R1	O-RING, 3/16 X 1 X 3/32 -4-
4	393 887 R1	RING, BACK-UP -6-
5	400 988 R1	PLUG, 1-3/16 - 12 STR THD-O-RING BOSS -2-
6	297 459 R1	O-RING, 7/8 OD TUBE -4-
7	533 356 R11	PLUG ASSY, SHUTTLE VALVE SPRING
8	531 770 R1	VALVE ASSY, RELIEF -2-
9	400 987 R92	BODY ASSY, CENTER SECTION
	400 986 R1	SCREW, 1/2-13 X 1-5/8 HEX-HD CAP -2-
10	396 067 R1	PLUG, SHUTTLE VALVE SPRING RETAINER
11	406 379 R1	VALVE, CENTER SECTION SHUTTLE -CODE A-
11	406 380 R1	VALVE, CENTER SECTION SHUTTLE -CODE B-
11	406 381 R1	VALVE, CENTER SECTION SHUTTLE -CODE C-
11	406 382 R1	VALVE, CENTER SECTION SHUTTLE -CODE D-
11	406 383 R1	VALVE, CENTER SECTION SHUTTLE -CODE E-
11	406 384 R1	VALVE, CENTER SECTION SHUTTLE -CODE F-
12	396 063 R2	WASHER, SHUTTLE VALVE INNER
13	396 064 R2	WASHER, SHUTTLE VALVE OUTER
14	531 079 R1	SPRING, SHUTTLE VALVE CENTERING
15	396 066 R1	RING, SHUTTLE VALVE SNAP



REF. NO.	PART NUMBER	DESCRIPTION	TC-175
----------	-------------	-------------	--------

CENTER SECTION VALVE -CONTINUED

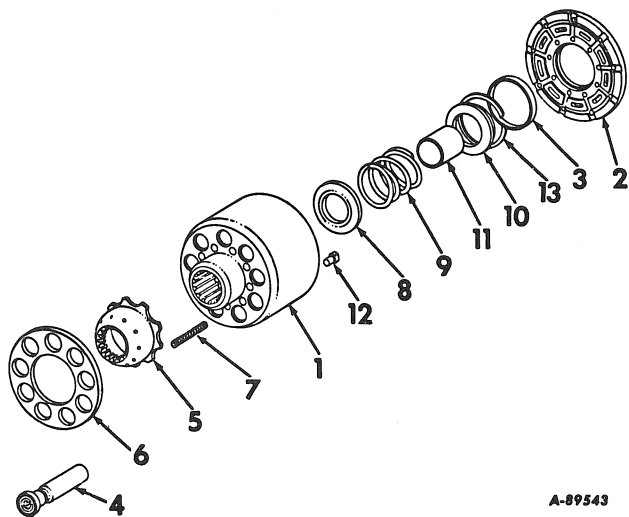
16	533 357 R1	SPRING, SHUTTLE VALVE CENTERING
	393 885 R91	PACKAGE, RELIEF VALVE SEAL -CONSISTS OF REF NOS 3, 4 AND 6-

CA-7154A



REF. NO.	PART NUMBER	DESCRIPTION	TC-175
----------	-------------	-------------	--------

MOTOR CYLINDER BLOCK



A-89543

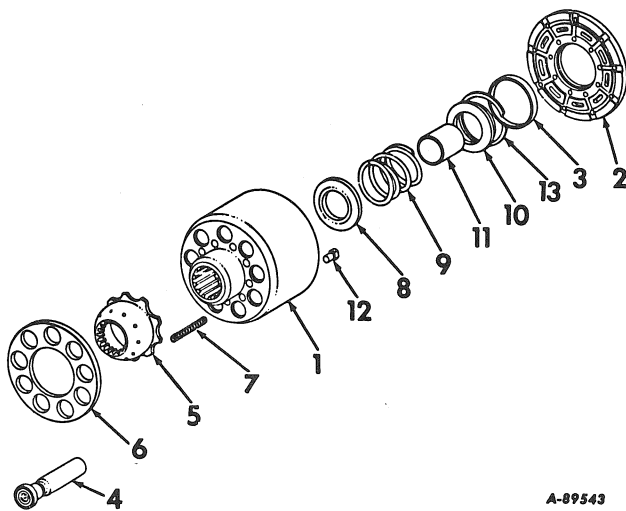
KIT, MOTOR CYLINDER BLOCK

1	67 821 C1	BLOCK ASSY, CYLINDER
2	405 141 R1	PLATE, BEARING
3	405 140 R1	PILOT, BEARING PLATE
4	538 703 R1	PISTON ASSY -9-
5	405 132 R1	GUIDE, SLIPPER RETAINER
6	405 133 R1	RETAINER, SLIPPER
7	67 822 C1	SPRING, RETAINER -6-
8	405 136 R1	SEAT, SPRING
9	532 303 R2	SPRING, CYLINDER BLOCK
10	405 139 R1	RETAINER, SPRING
11	405 137 R1	GUIDE, SPRING
12	527 636 R1	PIN, PISTON CYLINDER
13	558 383 R1	RING, INTERNAL RETAINING SPIROLOX



REF. NO.	PART NUMBER	DESCRIPTION	TC-175
----------	-------------	-------------	--------

PUMP CYLINDER BLOCK



A-89543

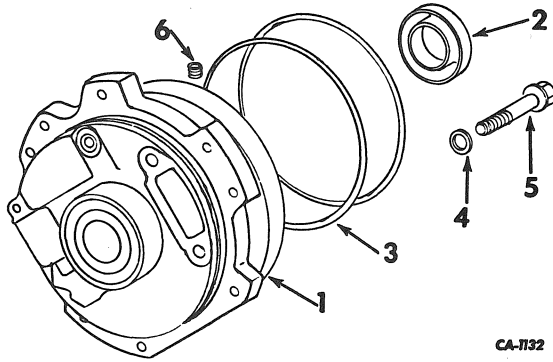
KIT, PUMP CYLINDER BLOCK

1	394 156 R91	BLOCK ASSY, CYLINDER
2	404 201 R1	PLATE, BEARING
3	394 162 R1	PILOT, BEARING PLATE
4	539 256 R1	PISTON ASSY -9-
5	394 154 R1	GUIDE, SLIPPER RETAINER
6	394 155 R1	RETAINER, SLIPPER
7	394 157 R1	SPRING, RETAINER -9-
8	394 158 R1	SEAT, SPRING
9	532 302 R2	SPRING, CYLINDER BLOCK
10	394 161 R1	RETAINER, SPRING
11	394 159 R1	GUIDE, SPRING
12	394 164 R1	PIN, PISTON CYLINDER
13	21 015 R1	RING, INTERNAL RETAINING SPIROLOX



REF. NO.	PART NUMBER	DESCRIPTION	TC-175
----------	-------------	-------------	--------

HYDROSTATIC CHARGE PUMP



- | | | |
|---|-------------|---|
| 1 | 401 020 R91 | PUMP ASSY, CHARGE |
| 1 | 66 454 C91 | PUMP ASSY, HYD DRIVE
-CONSISTS OF REF NOS 2 THRU 6 AND
SLIPPER PIN KIT- |
| 2 | 405 743 R91 | SEAL, OIL |
| 3 | 405 172 R1 | RING, RECTANGULAR SEAL -2- |
| 4 | 397 439 R1 | WASHER -2- |
| 5 | 397 440 R1 | SCREW, HEX-WASHER-HD -2- |
| 6 | 397 433 R1 | SPRING, SLIPPER -8- |
| | 537 786 R1 | KIT, SLIPPER PIN
-CONSISTS OF 8 STD-PINS- |

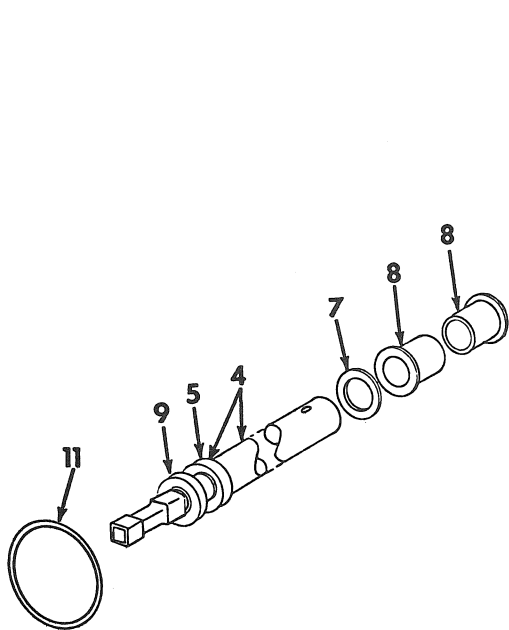


REF. NO.	PART NUMBER	DESCRIPTION	TC-175
----------	-------------	-------------	--------



REF. NO.	PART NUMBER	DESCRIPTION	TC-175
----------	-------------	-------------	--------

SPEEDOMETER DRIVE
-HYDROSTATIC DRIVE TRACTORS-

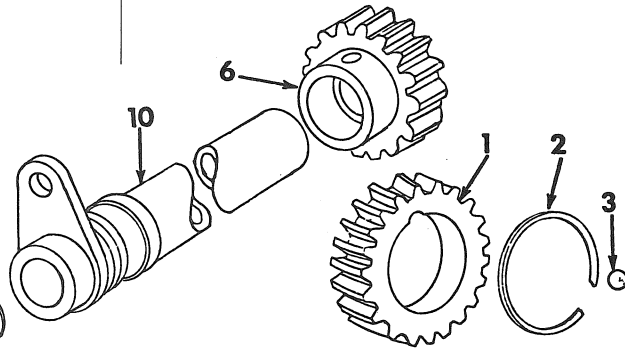


1	529 777 R1	GEAR, SPEEDOMETER DRIVE -16T-
2	381 486 R1	RING, DRIVE GEAR RETAINER SNAP
3	16 008 R1	BALL, 1/4 CR-STL
4	529 757 R11	SHAFT ASSY, SPEEDOMETER DRIVE
5	529 758 R1	COLLAR, SPEEDOMETER DRIVE SHAFT
6	529 778 R1 20 948 R1	GEAR, SPEEDOMETER DRIVEN -20T- PIN, 1/8 X 5/8 HV COILED SPRING
7	529 760 R1	WASHER, DRIVE SHAFT THRUST -2-
8	529 761 R1	BEARING, DRIVE SHAFT -2-
9	529 762 R91	SEAL, DRIVE SHAFT OIL
10	529 763 R1 179 837	HOUSING, SPEEDOMETER SCREW, 3/8-16 X 3/4 HEX-HD CAP
11	370 943 R1	O-RING, 1-1/8 X 1-1/4 X 1/16



REF. NO.	PART NUMBER	DESCRIPTION	TC-175
----------	-------------	-------------	--------

SPEEDOMETER DRIVE -CONTINUED
-HYDROSTATIC DRIVE TRACTORS-

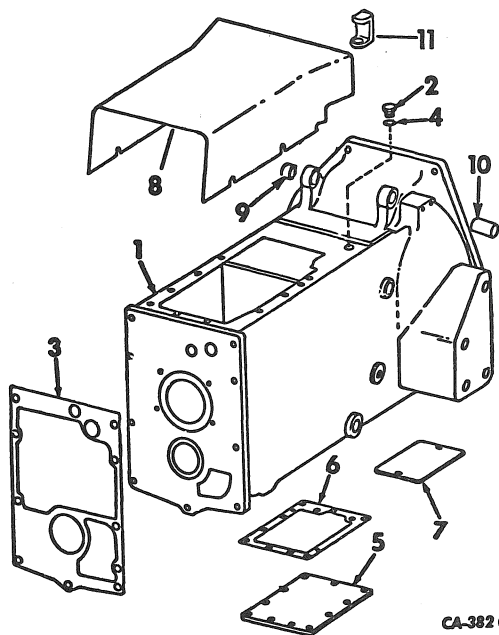


CA-1145A



REF. NO.	PART NUMBER	DESCRIPTION	TC-175
----------	-------------	-------------	--------

CLUTCH HOUSING AND CONNECTIONS



1	537 097 R94	HOUSING ASSY, CLUTCH -CONSISTS OF	
	1	BUSHING	539 245 R1
	\$1	HOUSING	399 847 R4
	1	PLUG	3 113 103 R1
	\$1	PIN	19 962 R1
	\$1	PIN	20 556 R1
	\$2	PIN	19 904 R1
	1	PLUG	327 411 R1
	1	BUSHING	537 099 R1-
340	340 R1	SCREW, 1/2-13 X 1-1/2 HEX-HD CAP -9-	
		-TO REAR FRAME-	
179	897	SCREW, 1/2-13 X 4 HEX-HD -2-	
		-GASOLINE ENGINE TRACTORS-	
179	896	SCREW, 1/2-13 X 3-3/4 HEX-HD CAP -6-	
179	895	SCREW, 1/2-13 X 3-1/2 HEX-HD -2-	
		-DIESEL ENGINE TRACTORS-	
186	295	SCREW, 1/2-13 X 5-1/2 HEX-HD -2-	
103	323	WASHER, 1/2 REG LOCK -2-	
102	637	NUT, 1/2-13 HEX. -2-	
179	887	SCREW, 1/2-13 X 1-3/4 HEX-HD CAP -6-	
		-DIESEL ENGINE TRACTORS-	
327	411 R1	PLUG, 5/8 CUP	
102	637	NUT, 1/2-13 HEX. -2-	
		-GASOLINE ENGINE TRACTORS-	
179	894	SCREW, 1/2-13 X 3-1/4 HEX-HD CAP -2-	
179	883	SCREW, 1/2-13 X 1-1/4 HEX-HD CAP -6-	
		-GASOLINE ENGINE TRACTORS-	
3	113 103 R1	PLUG, 3/4-14 AUTOMOTIVE HEX-HD PIPE	
2	9 410 359	PLUG, 3/4-16 STR THD O-RING BOSS	
3	399 814 R3	GASKET, HOUSING TO REAR FRAME	
4	570 828 R1	O-RING, 1/2 OD TUBE	
5	402 182 R1	COVER, CLUTCH HOUSING BOTTOM REAR	
	179 837	SCREW, 3/8-16 X 3/4 HEX-HD CAP -11-	
6	402 556 R2	GASKET, CLUTCH HOUSING BOTTOM REAR COVER	



REF. NO.	PART NUMBER	DESCRIPTION	TC-175
----------	-------------	-------------	--------

CLUTCH HOUSING AND CONNECTIONS -CONTINUED

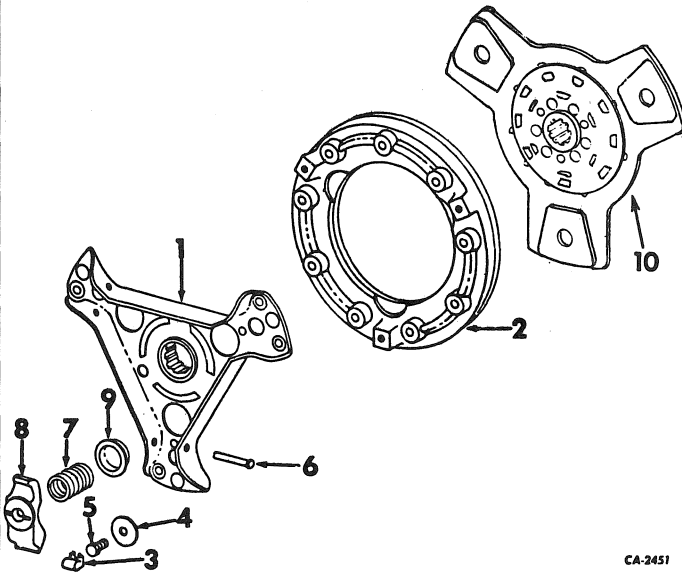
7	399 817 R1 179 835	COVER, CLUTCH COMPARTMENT SCREW, 3/8-16 X 5/8 HEX-HD CAP -2-	
8	66 290 C1 445 957	COVER, CLUTCH HOUSING SCREW, 1/4-20 X 3/8 C-Z SLT-PAN-HD MACH -4-	
9	539 245 R1	BUSHING, CLUTCH AND BRAKE SHAFT	
10	537 099 R1	BUSHING, LH BRAKE PEDAL PIVOT	
10	539 834 R1	BUSHING, LH BRAKE PEDAL PIVOT	
11	70 439 C1	BAR, CLUTCH COVER SUPPORT	



REF. NO.	PART NUMBER	DESCRIPTION	TC-175
----------	-------------	-------------	--------

REF. NO.	PART NUMBER	DESCRIPTION	TC-175
----------	-------------	-------------	--------

CLUTCH



70 716 C1 COVER ASSY, CLUTCH PRESSURE PLATE
- REPLACED 68 211 C91 -

179 817 -CONSISTS OF REF NOS 1 THRU 9-
103 320 SCREW, 5/16-18 X 3/4 HEX-HD CAP -6-
WASHER, 5/16 MED LOCK -6-

- | | | |
|----|-------------|--|
| 1 | | BRACKET, PRESSURE PLATE
-NOTE- |
| 2 | | PLATE, PRESSURE
-NOTE- |
| 3 | | CLIP, RETURN -3-
-NOTE- |
| 4 | | WASHER -3-
-NOTE- |
| 5 | | SCREW, ADJUSTING -3-
-NOTE- |
| 6 | | PIN, PIVOT -3-
-NOTE- |
| 7 | | SPRING, PRESSURE -3-
-NOTE- |
| 8 | | LEVER -3-
-NOTE- |
| 9 | | CUP, SPRING -3-
-NOTE- |
| 10 | 401 479 R93 | PLATE ASSY, CLUTCH DRIVEN DISC
-FOR SYNCHROMESH TRANSMISSION
TRACTORS- |
| 10 | 70 093 C91 | PLATE ASSY, CLUTCH DRIVEN
-FOR TRACTORS W/FORWARD AND
REVERSE ATT.- |

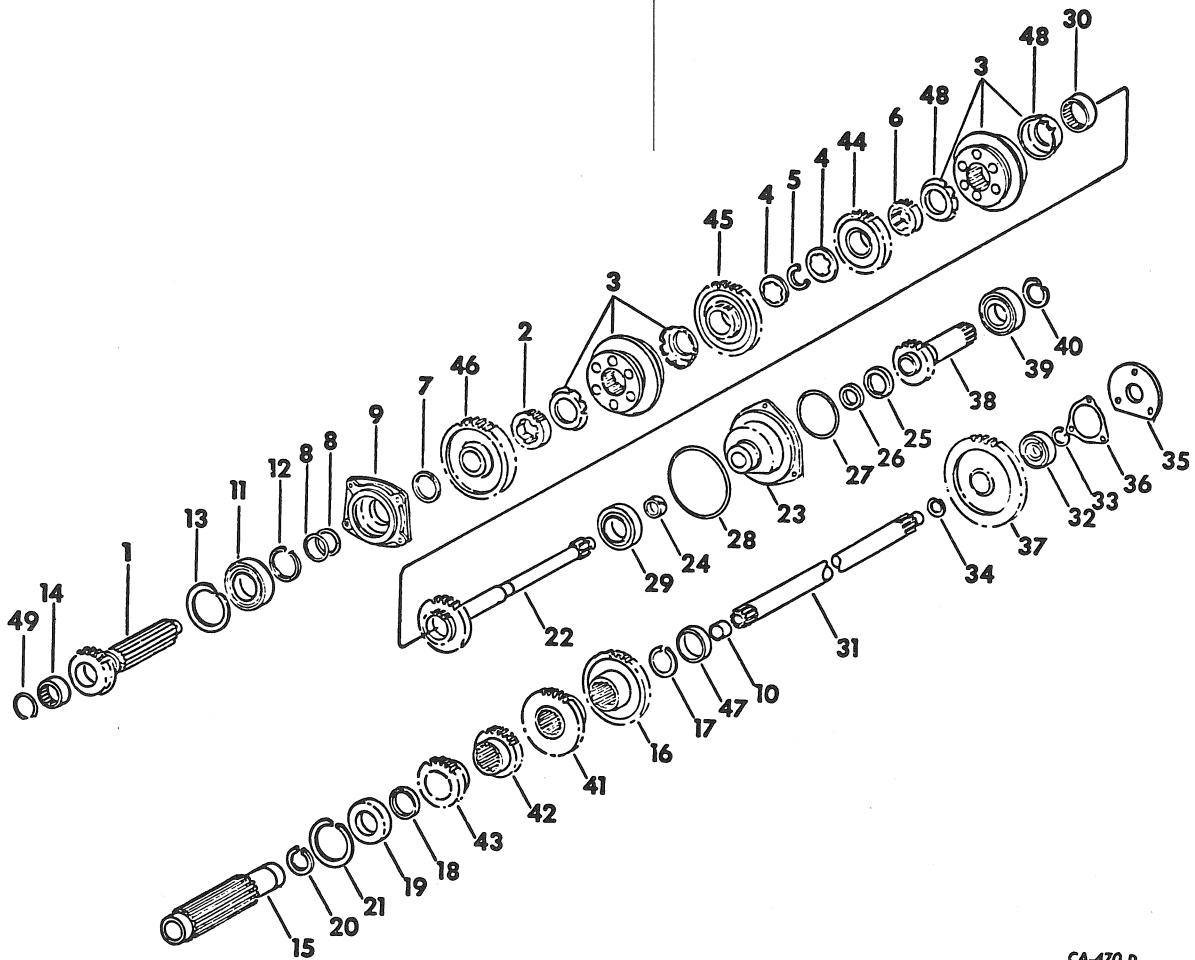
-NOTE, NOT SERVICED SEPARATELY,
FURNISH CLUTCH PRESSURE PLATE
COVER ASSY 70 716 C1-



REF. NO.	PART NUMBER	DESCRIPTION	TC-175
----------	-------------	-------------	--------

SPEED TRANSMISSION
-IN CLUTCH HOUSING-

REF. NO.	PART NUMBER	DESCRIPTION	TC-175
----------	-------------	-------------	--------

SPEED TRANSMISSION -CONTINUED
-IN CLUTCH HOUSING-

CA-470 D

1	65 258 C1	SHAFT, MAIN
2	398 325 R1	HUB, 1ST AND 2ND SPEED SHIFT
3	65 793 C1	SYNCHRONIZER ASSY -2-
4	398 328 R1	WASHER, MAIN SHAFT THRUST -2-
5	398 329 R1	RING, SYNCHRONIZER LOCATING SNAP
6	398 325 R1	HUB, 3RD AND 4TH SPEED SHIFT
7	398 332 R1	WASHER, RING
8	404 281 R1	RING, MAINSHAFT LUB LINE SEAL -2-
9	534 411 R1 179 839	CAGE, MAIN SHAFT BEARING SCREW, 3/8-16 X 1 HEX-HD CAP -4-
10	533 325 R91	BEARING, IPTO DRIVEN SHAFT NEEDLE

11	ST 264	BEARING, MAIN SHAFT BALL
12	327 068 R1	RING, MAIN SHAFT BRG RETAINER OUTER SNAP
13	398 334 R1	RING, MAIN SHAFT BRG RETAINER INNER SNAP
14	613 639 C91	BEARING, MAIN SHAFT NEEDLE
15	404 089 R1	COUNTERSHAFT, SPEED TRANSMISSION
16	404 090 R1	GEAR, CONSTANT MESH DRIVEN 39T
17	398 264 R1	RING, CONSTANT MESH DRIVEN GEAR RETAINING SNAP
18	398 268 R1	BUSHING, RING SPACER
19	ST 201	BEARING, COUNTERSHAFT BALL



DRIVE TRAIN

-16-

GROUP 07

REF. NO.	PART NUMBER	DESCRIPTION	TC-175
		SPEED TRANSMISSION -CONTINUED -IN CLUTCH HOUSING-	
20	379 511 R1	RING, COUNTERSHAFT BRG OUTER SNAP	
21	574 964 R1	RING, COUNTERSHAFT BRG INNER SNAP	
22	398 320 R1	SHAFT, CLUTCH	
23	398 318 R11	CAGE ASSY, IPTO & CLUTCH SHAFT BRG -INCLUDES REF NO. 24-	
24	398 319 R1	BUSHING, CLUTCH SHAFT	
25	376 930 R91	SEAL, IPTO DRIVE SHAFT OIL	
26	65 418 C1	SEAL, CLUTCH SHAFT OIL	
27	355 740 R1	O-RING, 3-3/4 X 4 X 1/8	
28	343 942 R1	O-RING, 5-3/8 X 5-5/8 X 1/8 BRG CAGE	
29	ST 243	BEARING, CLUTCH SHAFT BALL	
30	531 168 R91	BEARING, CLUTCH SHAFT NEEDLE	
31	536 748 R1	SHAFT ASSY, IPTO DRIVEN	
32	ST 367	BEARING, IPTO DRIVEN SHAFT FRONT BALL	
33	555 601 R1	RING, IPTO DRIVEN SHAFT FRONT BRG RETAINER SNAP	
34	399 837 R1	RING, IPTO DRIVEN GEAR RETAINER SNAP	
35	398 259 R1 179 838	CAP, IPTO DRIVEN SHAFT FRONT BRG SCREW, 3/8-16 X 7/8 HEX-HD CAP -3-	
36	398 260 R2	GASKET, IPTO DRIVEN SHAFT FRONT BRG RETAINER	
37	404 214 R1	GEAR, IPTO DRIVEN - 46 T	
38	66 347 C3	SHAFT, IPTO DRIVE	
39	ST 342	BEARING, IPTO DRIVE SHAFT BALL	
40	379 511 R1	RING, IPTO DRIVE SHAFT BRG RETAINER SNAP	
41	404 091 R1	GEAR, 4TH SPEED DRIVE -43T-	
42	404 092 R1	GEAR, 2ND SPEED DRIVE -34T-	
43	404 093 R1	GEAR, 1ST SPEED DRIVE -26T-	
44	398 327 R2	GEAR, 4TH SPEED DRIVEN -24T-	
45	398 330 R2	GEAR, 2ND SPEED DRIVEN -33T-	
46	398 331 R1	GEAR, 1ST SPEED DRIVEN -41T-	
47	399 820 R91	BEARING, COUNTERSHAFT FRONT NEEDLE	
48		CUP, SYNCHRONIZER -4- -NOT SERVICED SEPARATELY, ORDER REF NO. 3-	
49	66 014 C1	RING, MAINSHAFT BEARING INTERVAL SNAP	



DRIVE TRAIN

-16-

GROUP 07

REF. NO.	PART NUMBER	DESCRIPTION	TC-175



REF. NO.	PART NUMBER	DESCRIPTION	TC-175
REAR FRAME, COVER AND CONNECTIONS			
1	399 849 R93	FRAME ASSY, REAR -CONSISTS OF	
	\$1	FRAME	399 848 R3
	2	PIN	19 904 R1
	4	PIN	19 875 R1
	2	PLUG	3 113 103 R1
	1	PIN	19 846 R1
	1	PLUG	512 870 R1
	1	PLUG	349 373 R1
	1	PLUG	327 413 R1
	1	PLUG	327 412 R1-
	-FOR HYDROSTATIC DRIVE TRACTORS-		
	\$1	FRAME	399 848 R3
	2	PIN	19 904 R1
	4	PIN	19 875 R1
	3	PLUG	386 194 R1
	1	PLUG	512 870 R1
	2	PLUG	3 113 103 R1
	1	PIN	19 846 R1
	1	PLUG	327 413 R1-
1	399 848 R21	FRAME ASSY, REAR -FOR DRAFT CONTROL COMPLETING ATT- -CONSISTS OF	
	\$1	FRAME	399 848 R3
	1	PLUG	327 412 R1
	1	PIN	19 904 R1
	4	PIN	19 875 R1
	2	PLUG	386 194 R1
	1	PLUG	512 870 R1
	2	PLUG	3 113 103 R1

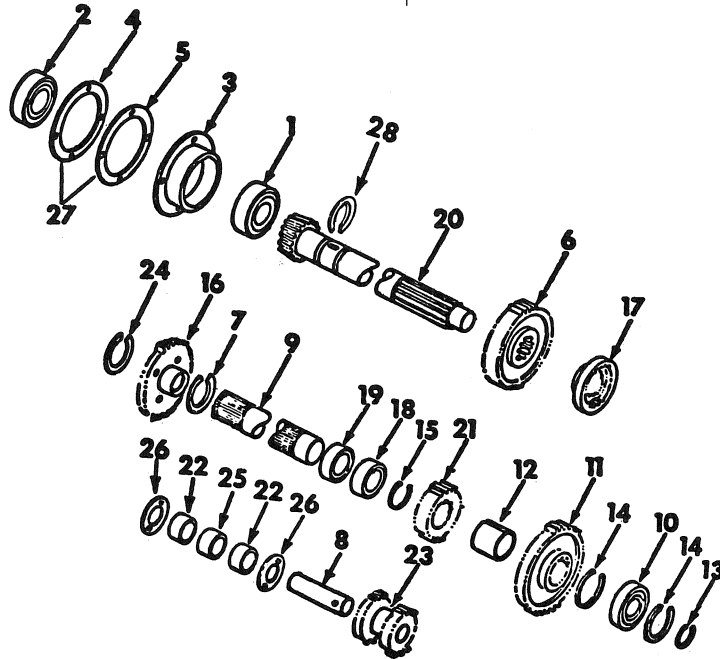


REF. NO.	PART NUMBER	DESCRIPTION	TC-175
REAR FRAME, COVER AND CONNECTIONS -CONTINUED			
-CONTINUED			
	1	PLUG	349 373 R1
	1	PIN	19 846 R1
	1	PLUG	70 129 R1
	1	PLUG	23 828 R1
	1	PLUG	330 222 R1
	1	PLUG	151 162 R1
	1	PLUG	327 413 R1-
2	570 828 R1	O-RING, 1/2 OD TUBE	
3	538 057 R1	PLUG, OIL RESERVIOR -FOR HYDROSTATIC DRIVE TRACTORS-	
4	68 393 C1	TUBE ASSY, OIL RETURN -FOR DRAFT CONTROL COMPLETING ATT.	
5	9 411 128	TEE, 7/16-20 C-Z 37 DEG HYD FLARED TUBE	
	9 403 369	ADJ STR-THD 90 DEG CAP, 7/16-20 C-Z 37 DEG HYD FLARED TUBE	
6	9 410 976	ELBOW, 9/16-18 37 DEG HYD FLARED TUBE ADJ STR THD 90 DEG OIL LEVEL GAGE	
7	528 059 R1	TUBE, REAR FRAME OIL LEVEL GAGE	
8	405 738 R1	COVER, SIDE PTO	
	179 837	SCREW, 3/8-16 X 3/4 HEX-HD CAP -7-	
9	405 739 R2	GASKET, SIDE IPTO COVER	
10	399 842 R1	COVER, REAR FRAME IPTO -2-	
11	399 843 R3	GASKET, IPTO COVER -2-	
	179 837	SCREW, 3/8-16 X 3/4 HEX-HD CAP -6-	
12	66 730 C1	GAGE ASSY, REAR FRAME OIL LEVEL	
13	537 628 R2	COVER ASSY, REAR FRAME	
	103 321	WASHER, 3/8 MED LOCK -14-	
	179 842	SCREW, 3/8-16 X 1-3/8 HEX-HD CAP -8-	
	179 843	SCREW, 3/8-16 X 1-1/2 HEX-HD CAP -6-	
	179 885	SCREW, 1/2-13 X 1-1/2 HEX-HD CAP -6-	
14	538 649 R91	PACKAGE, REAR FRAME COVER GASKET -CONSISTS OF	
	\$1	GASKET	399 994 R2
	3	SEAL	406 734 R1-
15	406 734 R1	SEAL, TEFLON -3-	
16	444 658	PLUG, 3/8-18 AUTOM SQ-HD PIPE	
17	444 676	PLUG, 1 X 11 X 1/2 AUTOMOTIVE SQ-SOC-HD	
18	142 269	ADAPTER, 1/2-14 THD - 3/8-18 THD REDUCING PIPE	
19	65 970 C1	BREATHER ASSY, HYD UNIT HOUSING	
20	9 411 131	TEE, 3/4-16 C-Z 37 DEG HYD FLARED TUBE ADJ STR THD 90 DEG TRANSFER -FOR DRAFT CONTROL COMPLETING ATT.	
21	9 410 200	UNION, 7/16-20 C-Z 37 DEG HYD FLARED TUBE SHORT SWIVEL -BRAKE LH TUBE-	
22	369 751 R1	O-RING, 1/4 OD TUBE -3-	
23	9 410 363	PLUG, 1-5/16-12 STR THD-O-RING BOSS	
24	296 247 R1	O-RING, 1 OD TUBE	
25	364 839 R1	O-RING, 3/8 OD TUBE	
26	352 219 R1	O-RING, 1/4 X 3/8 X 1/16	
27	82 301 R1	SCREW, BRAKE BLEED -2- -OPTIONAL W/3 068 777 R1-	
27	3 068 777 R1	SCREW, BRAKE BLEED -2- -OPTIONAL W/82 301 R1-	
28	9 410 356	PLUG, 7/16-20 STR THD O-RING BOSS	
29	9 410 977	ELBOW, 3/4-16 C-Z 37 DEG HYD FLARED -SYNCHORMESH TRANSMISSION TRACTORS-	
30	534 773 R2	ELBOW -FOR HYDROSTATIC DRIVE TRACTORS-	



REF. NO.	PART NUMBER	DESCRIPTION	TC-175
----------	-------------	-------------	--------

RANGE TRANSMISSION
-IN REAR FRAME-



1	399 821 R91	BEARING ASSY, MAIN SHAFT FRONT
2	399 823 R91	BEARING ASSY, MAIN SHAFT REAR
3	399 825 R1 179 841	CAGE, MAIN SHAFT BRG SCREW, 3/8-16 X 1-1/4 HEX-HD CAP -4-
4		SHIM, MAIN SHAFT BRG CAGE -.004 -NOT SERVICED SEPARATELY, ORDER REF NO. 27-
5		SHIM, MAIN SHAFT BRG CAGE -.007 -NOT SERVICED SEPARATELY, ORDER REF NO. 27-
6	399 462 R1	GEAR, HI-LO SLIDING -42T- -TRACTORS NOT EQUIPPED W/FORWARD AND REVERSE DRIVE-
6	536 911 R5	GEAR, HI-LO SLIDING - 42T -INDUSTRIAL MODEL TRACTORS W/HYDROSTATIC DRIVE AND FOOT CONTROLS-
6	527 773 R1	GEAR, HI-LO SLIDING - 40T -TRACTORS EQUIPPED W/FORWARD AND REVERSE DRIVE-
7	399 837 R1	RING, PUMP DRIVE GEAR RETAINER SNAP
8	399 838 R2 366 281 R1	SHAFT, REVERSE IDLER -SYNCHORMESH TRANSMISSION TRACTORS- PIN, 3/8 X 2 MED COILED SPRING
9	404 096 R1	COUNTERSHAFT, RANGE TRANSMISSION



REF. NO.	PART NUMBER	DESCRIPTION	TC-175
----------	-------------	-------------	--------

RANGE TRANSMISSION -CONTINUED
-IN REAR FRAME-

10	ST 572	BEARING, COUNTERSHAFT FRONT BALL
10	69 843 C91	BEARING
11	404 097 R1	GEAR, CONSTANT MESH - 46 T
11	404 098 R1	GEAR, CONSTANT MESH -40T -FOR HYDROSTATIC DRIVE TRACTORS-
12	399 835 R1	BUSHING, COUNTERSHAFT GEARS
13	327 068 R1	RING, COUNTERSHAFT BRG EXT SNAP
14	399 832 R1	RING, COUNTERSHAFT BRG INT SNAP -2-
15	398 264 R1	RING, LO RANGE DRIVING GEAR RET SNAP
16	404 218 R1	GEAR, PUMP DRIVE - 55 T
17	399 830 R2	COLLAR, HI-SPEED SHIFT
18	399 820 R91	BEARING, COUNTERSHAFT NEEDLE
19	362 251 R91	BEARING, PUMP DRIVE GEAR
20	65 255 C1	SET, BEVEL GEARS MATCHED -CONSISTS OF 1 \$SHAFT 65 256 C1 1 \$GEAR 399 453 R1-
21	404 099 R1	GEAR, LO RANGE DRIVING -25T-
21	536 910 R1	GEAR, LO-RANGE DRIVE - 24 T -INDUSTRIAL MODEL TRACTORS W/HYDROSTATIC DRIVE AND FOOT CONTROLS-



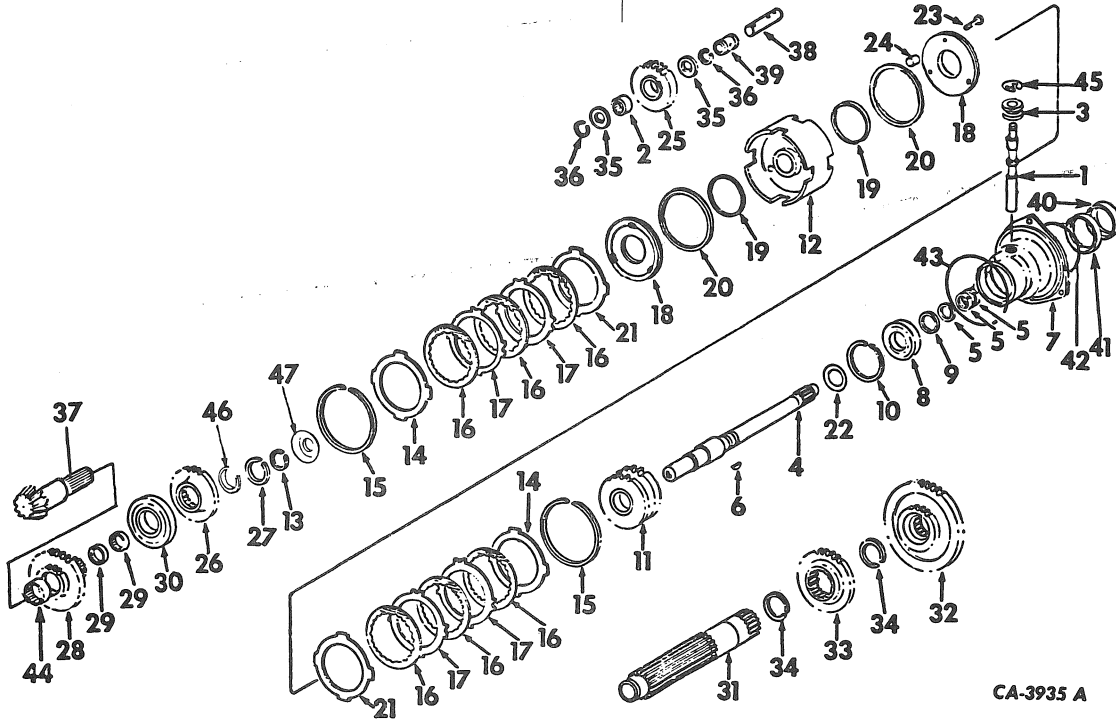
REF. NO.	PART NUMBER	DESCRIPTION	TC-175
----------	-------------	-------------	--------

FORWARD AND REVERSE
-INDUSTRIAL MODEL, SYNCHROMESH
TRANSMISSION TRACTORS-



REF. NO.	PART NUMBER	DESCRIPTION	TC-175
----------	-------------	-------------	--------

FORWARD AND REVERSE -CONTINUED
-INDUSTRIAL MODEL, SYNCHROMESH
TRANSMISSION TRACTORS-



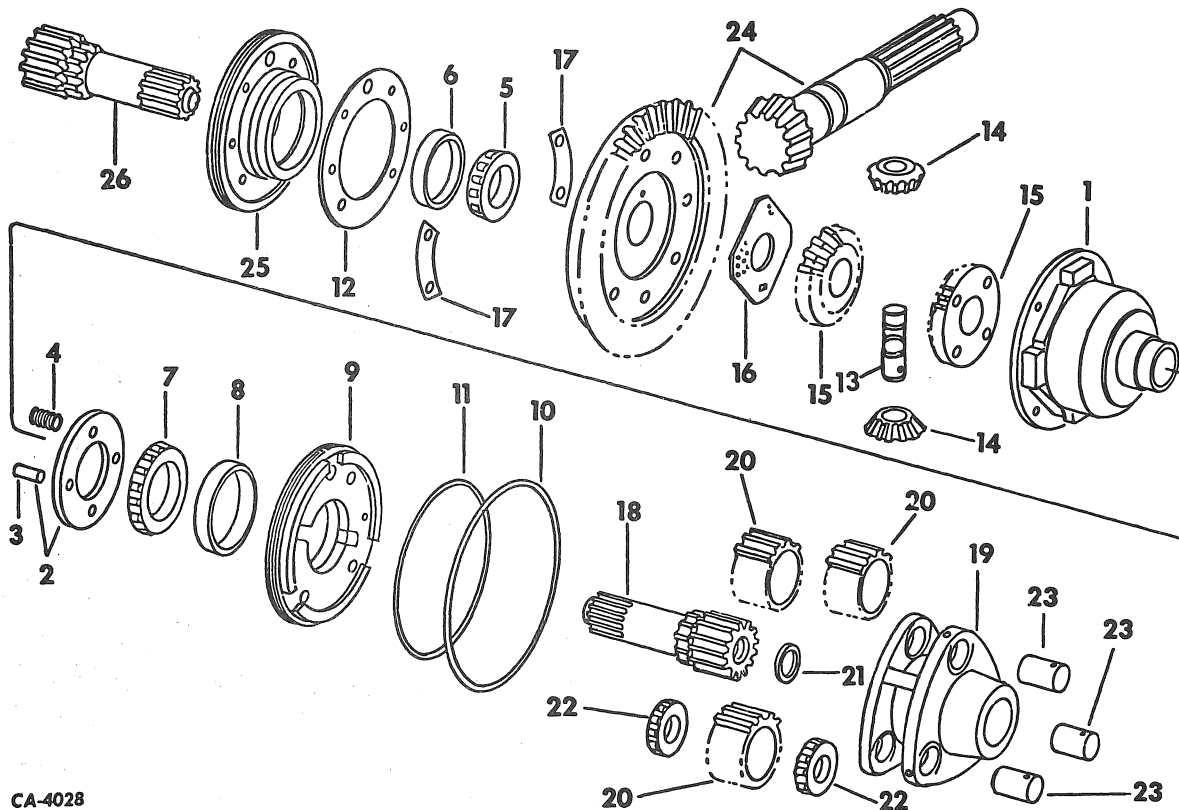
1	527 759 R1 145 028	STEM, CONTROL VALVE NUT, 3/8-24 HEX. LOCK -FURNISH STEM 536 974 R1 AND RING 896 045 R1-
2	551 139 R91	BEARING, IDLER SHAFT NEEDLE
3	531 539 R1	COLLAR, CONTROL STEM
4		SHAFT ASSY, CLUTCH -NOT SERVICED SEPERATELY, ORDER 70 014 C1-
	222 386	SCREW, 1/4-20 X 1/4 HEX. SOC-HD-F PT -OPTIONAL W/102 569-
	102 569	SCREW, 1/4-20 X 1/4 HEX. -2- -OPTIONAL W/222 386- SET -2-
5	406 275 R1	RING, CLUTCH SHAFT PISTON -3-
6	124 554	KEY, 5/16 X 1 WOODRUFF B
7	527 761 R1	CAGE ASSY, IPTO & CLUTCH CUP RETAINER
8	ST 213	BEARING, CLUTCH SHAFT BALL
9	3 112 664 R1	RING, CLUTCH SHAFT BRG OUTER RETAINING
10	139 743 R1	RING, CLUTCH SHAFT BRG INNER RETAINING

11	527 763 R3	GEAR ASSY, DRIVE
12		CUP, DIRECT DRIVE CLUTCH -NOT SERVICED SEPERATELY, ORDER 70 014 C1-
13	583 976 R1	RING, CLUTCH CUP RETAINER SNAP
14	70 016 C1	PLATE, CLUTCH BACKING -2-
15	401 720 R1	RING, BACKING PLATE RETAINER SNAP -2-
16		PLATE ASSY, CLUTCH DRIVEN -6- -NOT SERVICED SEPERATELY, FURNISH CLUTCH PLATE SERVICE PACKAGE 534 937 R91-
17		PLATE, CLUTCH SEPARATOR -4- -NOT SERVICED SEPERATELY, FURNISH CLUTCH PLATE SERVICE PACKAGE 534 937 R91-
18	70 017 C1	PISTON, DIRECT DRIVE CLUTCH -2-
19	401 723 R1	O-RING, CLUTCH PISTON INNER -2-
20	401 724 R1	O-RING, CLUTCH PISTON OUTER -2-
21	402 572 R1	PLATE, PISTON BACKING -2-
22	527 767 R1	WASHER, CLUTCH SHAFT THRUST
23	527 768 R1	BOLT, FWD-REV PISTON RETURN -3-



REF. NO.	PART NUMBER	DESCRIPTION	TC-175
----------	-------------	-------------	--------

DIFFERENTIAL AND CONNECTIONS



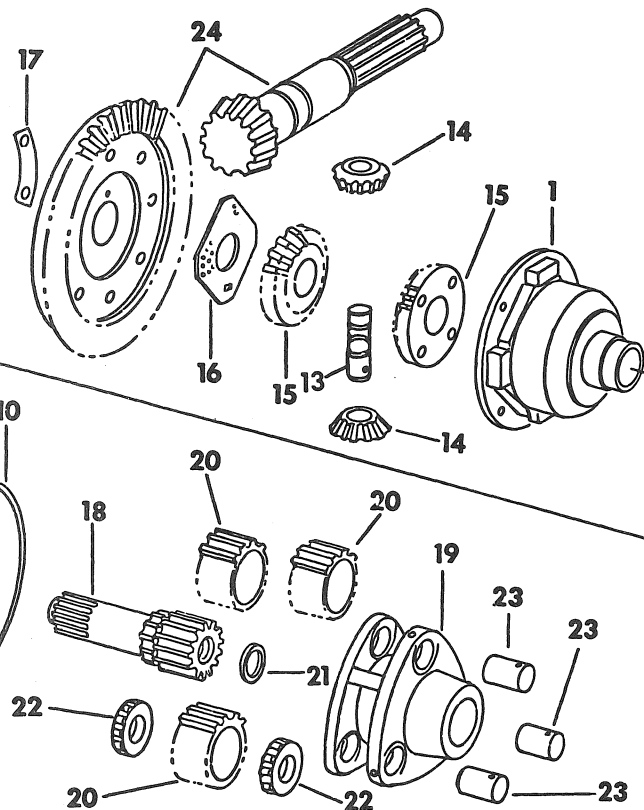
CA-4028

1	399 763 R1	CARRIER, DIFFERENTIAL
2	399 764 R11	RING ASSY, DIFFERENTIAL LOCK
3	399 765 R1	PIN, COUPLING -4-
4	400 867 R1	SPRING, DIFFERENTIAL LOCK -2-
5	105 503 H	BEARING ASSY, DIFFERENTIAL LH CONE
6	105 496 H	BEARING, DIFFERENTIAL LH CUP
7	52 843 V	BEARING ASSY, DIFFERENTIAL CONE RH
8	105 497 H	BEARING, DIFFERENTIAL CUP RH
9	399 770 R1 179 883	CARRIER, DIFFERENTIAL BRG RH SCREW, 1/2-13 X 1-1/4 HEX-HD CAP -8-
10	21 472 R1	O-RING, 8-1/4 X 8-1/2 X 1/8 -2- DIFFERENTIAL BRG CARRIER
11	289 506 R1	O-RING, 7-1/2 X 7-7/8 X 3/16 -2- DIFFERENTIAL BRG CARRIER SEAL
12	65 419 C1	PACKAGE, DIFFERENTIAL BRG CARRIER SHIM -CONSISTS OF \$3 SHIM 399 771 R1 \$3 SHIM 399 772 R1 \$3 SHIM 399 773 R1 \$2 SHIM 399 774 R1-
13	399 804 R1	SHAFT, DIFFERENTIAL PINION -4-
14	399 776 R1	GEAR, DIFFERENTIAL PINION 10 T -2-
15	404 336 R1	GEAR, DIFFERENTIAL BEVEL 20 T -2-



REF. NO.	PART NUMBER	DESCRIPTION	TC-175
----------	-------------	-------------	--------

DIFFERENTIAL AND CONNECTIONS -CONTINUED



16	399 778 R1 340 340 R1 399 779 R2	WASHER, DIFFERENTIAL BEVEL GEAR THRUST SCREW, 1/2-13 X 1-1/2 HEX-HD CAP -7- BOLT, 1/2-13 X 2-1/8 DOWEL
17		NOT USED IN THIS APPLICATION
18	404 343 R1	SHAFT, PLANETARY DRIVE RH
19	404 344 R2	CARRIER, PLANET GEAR -2-
20	66 128 C1	GEAR, PLANET 25T -6-
21	65 421 C2	PACKAGE, PLANET GEAR SHIM -CONSISTS OF \$3 SHIM 406 819 R1 \$3 SHIM 406 820 R1 \$3 SHIM 67 877 C1-
22	50 212 VA	BEARING ASSY, PLANET GEAR CONE -12-
23	399 812 R1 19 723 R1	PIN, PLANET SHAFT -6- PIN, 5/16 X 1-1/8 HV COILED SPRING -6-
24	65 255 C1	SET, BEVEL GEARS MATCHED -CONSISTS OF \$1 GEAR 399 453 R1 \$1 SHAFT 65 256 C1-
25	399 769 R1	CARRIER, DIFFERENTIAL BRG LH
26	404 342 R1	SHAFT, PLANETARY DRIVE LH

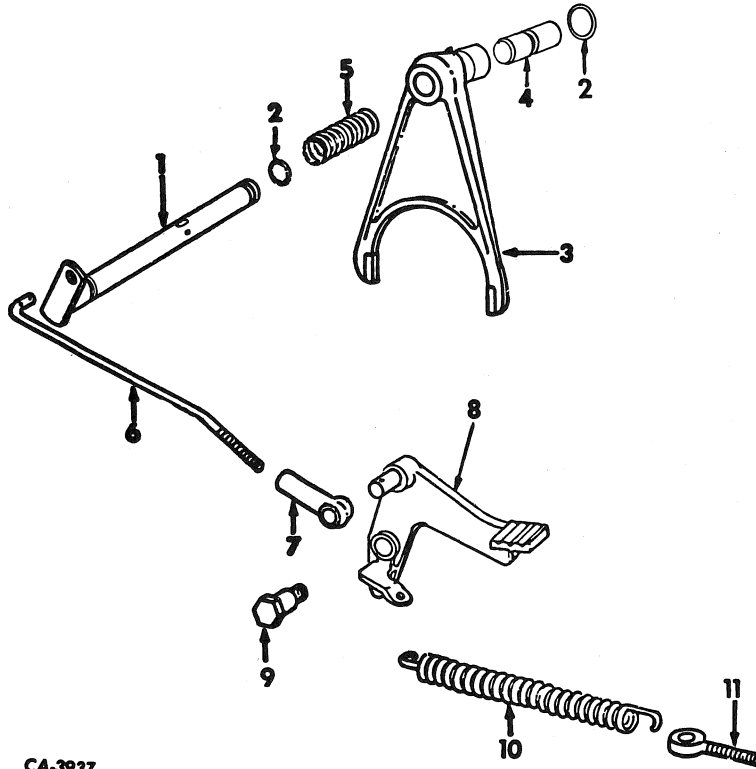


REF. NO.	PART NUMBER	DESCRIPTION	TC-175
----------	-------------	-------------	--------

DIFFERENTIAL LOCK

REF. NO.	PART NUMBER	DESCRIPTION	TC-175
----------	-------------	-------------	--------

DIFFERENTIAL LOCK -CONTINUED



CA-3937

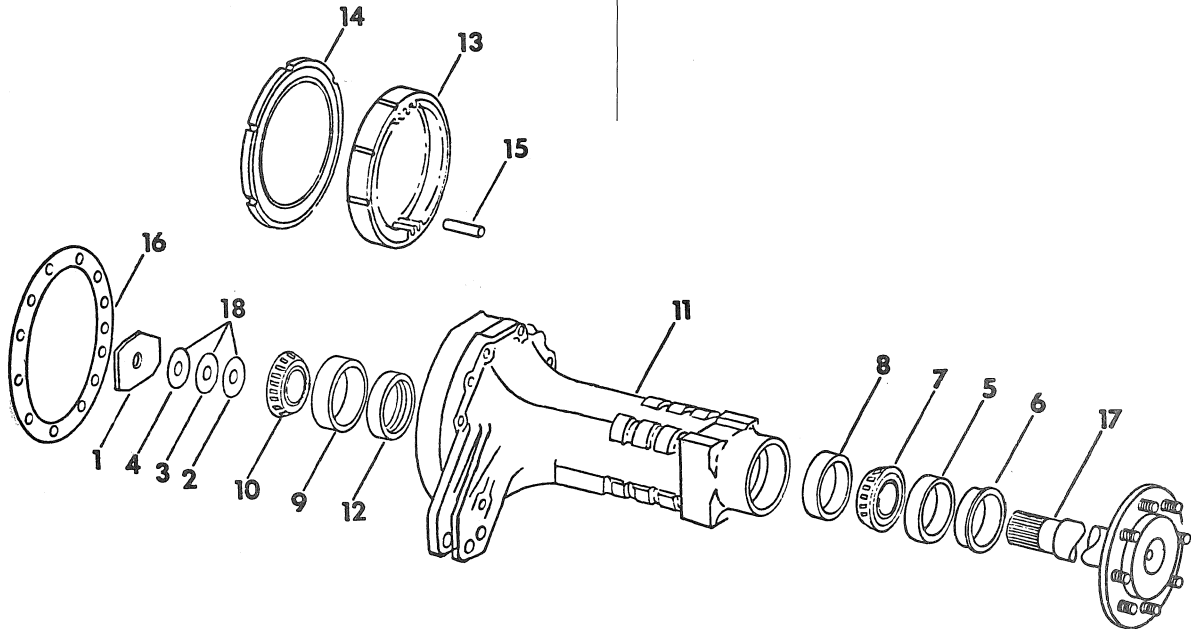
1	65 346 C1	SHAFT ASSY, DIFF LOCK
2	352 221 R1	O-RING, 9/16 X 3/4 X 3/32 -2-
3	65 348 C1	FORK ASSY, DIFF LOCK SHAFT
4	65 350 C1 365 704 R1	PIN, DIFF LOCK SHAFT ACTUATING PIN, 1/4 X 1-3/8 MED COILED SPRING
5	527 878 R1	SPRING, DIFF LOCK FORK ACTUATING
6	527 879 R1 114 503 Q 1 597 103 384	ROD, DIFF LOCK PEDAL NUT, 3/8-16 HEX. JAM WASHER, 13/32 X 3/4 X 1/16 -2- PIN, 1/8 X 3/4 COT. -2-
7	527 880 R1	END, DIFF LOCK PEDAL CONNECTING ROD
8	66 441 C1 11 002 VA 103 384 179 797 109 084	PEDAL, DIFF LOCK WASHER, 17/32 X 7/8 X 1/16 PIN, 1/8 X 3/4 COT. SCREW, 1/4-20 X 1 HEX-HD CAP NUT, 1/4-20 HEX.
9	527 885 R1	BOLT, DIFF LOCK PEDAL PIVOT

10	527 886 R1	SPRING, DIFF LOCK PEDAL RETURN
11	530 046 R1	BOLT, PEDAL RETURN SPRING EYE -GASOLINE ENGINE TRACTORS-
11	67 732 C1	BOLT, PEDAL RETURN SPRING EYE -FOR DIESEL ENGINE TRACTORS-
	551 658 R1	WASHER, 25/32 X 1-1/4 X 22 GA
Q	3 501	WASHER, 25/32 X 1-1/4 X 16 GA -2-
	102 635	NUT, 3/8-16 HEX. -2-



REF. NO.	PART NUMBER	DESCRIPTION	TC-175
----------	-------------	-------------	--------

REAR AXLE, CARRIER AND CONNECTIONS



CA-456 B

REF. NO.	PART NUMBER	DESCRIPTION	TC-175
----------	-------------	-------------	--------

REAR AXLE, CARRIER AND CONNECTIONS -CONTINUED

1	399 748 R1 20 668 R1	SPACER, PLANET CARRIER RET -2- SCREW, 5/8-18 X 1-1/2 HEX-HD CAP -2-
2		SHIM, REAR AXLE RETAINER -NOT SERVICED SEPERATELY, ORDER PACKAGE 65 422 C1-
3		SHIM, REAR AXLE RETAINER -NOT SERVICED SEPERATELY, ORDER PACKAGE 65 422 C1-
4		SHIM, REAR AXLE RETAINER -NOT SERVICED SEPERATELY, ORDER PACKAGE 65 422 C1-
5	399 794 R91	SEAL, REAR AXLE OUTER OIL -2-
6	399 796 R1	SLEEVE, WEAR -2-
7	ST 2 129	BEARING ASSY, REAR AXLE OUTER CONE -2-
8	ST 998	BEARING, REAR AXLE OUTER CUP -2-
9	399 798 R91	SEAL, REAR AXLE INNER OIL -2-
10	972 465 R91	BEARING ASSY, REAR AXLE INNER CONE -2-
11	399 801 R1 399 803 R1 271 571	CARRIER, REAR AXLE LH CARRIER, REAR AXLE RH SCREW, 5/8-11 X 4-1/4 HEX-HD -22-
12	ST 981	BEARING, REAR AXLE INNER CUP -2-
13	535 317 R1	GEAR, RING -66T- -2-
14	399 760 R1	RING, BRAKE OUTER DISC -2-
15	529 686 R1	PIN, 3/8 X 2-1/4 DOWEL -6-
16	399 762 R1	GASKET, REAR AXLE CARRIER -2-

17	404 345 R13 404 341 R3 3 047 575 R2	AXLE ASSY, REAR -2- BOLT, REAR WHEEL -16- NUT, REAR WHEEL -16-
18	65 422 C1	PACKAGE, REAR AXLE RETAINER SHIM -CONSISTS OF \$3 SHIM 399 749 R1 \$3 SHIM 399 750 R1 \$2 SHIM 399 751 R1-



REF. NO.	PART NUMBER	DESCRIPTION	TC-175
INDEPENDENT POWER TAKE-OFF -CONTINUED			
28	401 727 R1	GEAR, IDLER - 24 T	
29	570 450 R91	BEARING, IDLER SHAFT NEEDLE	
30	404 237 R1	GEAR, 555 RPM DRIVEN - 36 T	
31	3 113 017 R1	SHAFT, UPPER OUTPUT	
32	336 000 R1	RING, DRIVEN GEAR RETAINER -2-	
33	401 734 R1	SHIELD ASSY, IPTO SAFETY	
	179 837	SCREW, 3/8-16 X 3/4 HEX-HD CAP -4-	
34	66 191 C1	FLANGE, IPTO SHAFT BRG	
	179 838	SCREW, 3/8-16 X 7/8 HEX-HD CAP -3-	
	66 193 C91	PACKAGE, CLUTCH PLATE SERVICE	
		-CONSISTS OF	
	\$ 5	DISC	401 716 R2
	\$ 8	PLATE	66 188 C1
	1	O-RING	401 723 R1
	1	O-RING	401 724 R1
	6	SPRING	66 182 C1-



REF. NO.	PART NUMBER	DESCRIPTION	TC-175
FOOT-N-INCH AND DECELERATOR VALVE			
		CA-1159 A	

398 705 R91 VALVE ASSY, FOOT-N-INCH

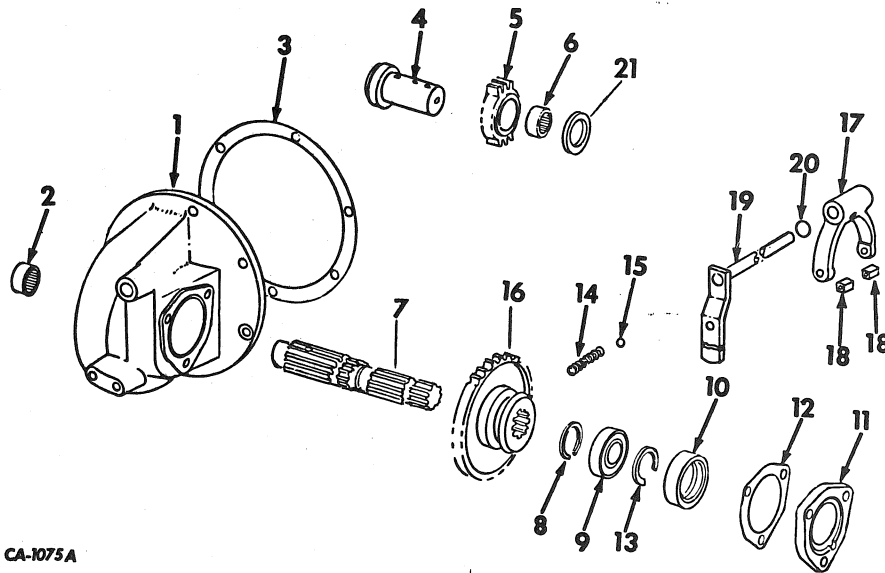
404 211 R91 VALVE ASSY, DECELERATOR

1		BODY, VALVE -NOT SERVICED SEPARATELY, FURNISH VALVE ASSY 398 705 R91-
2	398 709 R1	SEAT, POPPET VALVE
3	369 751 R1	O-RING, 1/4 OD TUBE
4	398 710 R1	VALVE, POPPET
5	398 731 R1	SPRING, VALVE
6	398 708 R1	STOP, VALVE
7	530 575 R91	PACKAGE, RELIEF VALVE SHIM SERVICE -CONSISTS OF
	\$1	SHIM .005 530 571 R1
	\$1	SHIM .007 530 572 R1
	\$1	SHIM .020 530 573 R1
	\$1	SHIM .042 530 574 R1-
8	398 707 R1	GUIDE, VALVE SPRING STOP
9	398 701 R91	SEAL, DIL
10	364 885 R1	O-RING, 5/8 OD TUBE
11	404 212 R1	SLEEVE, VALVE STOP -USED W/DECELERATOR VALVE ONLY-



REF. NO.	PART NUMBER	DESCRIPTION	TC-175
SIDE DRIVE POWER TAKE-OFF -FOR 2500 SERIES B AND 2505 SERIES B TRACTORS-			
1	529 322 R21 179 839 9 409 947	HOUSING W/BEARING, SIDE DRIVE PTO SCREW, 3/8-16 X 1 HEX-HD CAP -7- PLUG, 3/4-14 AUTOM SQ-SOC-HD PIPE	
2	529 323 R91	BEARING, OUTPUT SHAFT NEEDLE	
3	528 650 R1	GASKET, SIDE DRIVE PTO HOUSING	
4	529 324 R1	SHAFT, SIDE DRIVE PTO IDLER GEAR -FOR TRACTORS W/SERIAL NO. 100000 AND BELOW-	
4	67 129 C1 618 573 R1	SHAFT, SIDE DRIVE PTO IDLER GEAR PIN, 1/4 X 2-1/4 HV COILED SPRING	
5	529 325 R1	GEAR, SIDE DRIVE PTO IDLER - 21 T	
6	287 057 R91	BEARING, IDLER GEAR NEEDLE	
7	529 326 R2	SHAFT, 1000 RPM OUTPUT -FOR TRACTORS W/SERIAL NO. 100000 AND BELOW-	
7	67 131 C1	SHAFT, OUTPUT	
8	573 984 R1	RING, SLIDING GEAR RETAINER SNAP	
9	ST 247	BEARING, OUTPUT SHAFT BALL	
10	381 480 R91	SEAL, OUTPUT SHAFT OIL	

CA-1075A



REF. NO.	PART NUMBER	DESCRIPTION	TC-175
SIDE DRIVE POWER TAKE-OFF -CONTINUED -FOR 2500 SERIES B AND 2505 SERIES B TRACTORS-			
11	529 327 R1 321 316 R1	RETAINER, OUTPUT SHAFT BRG SCREW, 1/2-13 X 1-1/4 HEX-HD CAP -3-	
12	529 328 R1	GASKET, OUTPUT SHAFT BRG RETAINER	
13	359 141 R1	RING, OUTPUT SHAFT BRG RETAINER SNAP	
14	529 329 R1	SPRING, DRIVEN GEAR POPPET	
15	17 009 R1	BALL, 9/32 CR-STL -2- -OPTIONAL W/16 009 R1-	
15	16 009 R1	BALL, 9/32 CR-STL -2- -OPTIONAL W/17 009 R1-	
16	529 330 R1	GEAR, SIDE DRIVE PTO DRIVEN - 44 T -FOR TRACTORS W/SERIAL NO. 100000 AND BELOW-	
16	67 132 C1	GEAR, SIDE DRIVE PTO DRIVEN - 44 T	
17	529 331 R1	FORK ASSY, DRIVEN GEAR SELECTOR	
18	318 721 R1	BLOCK, SELECTOR FORK -2- -FOR TRACTORS W/SERIAL NO. 100000 AND BELOW-	
18	67 133 C1	BLOCK, SELECTOR FORK -2-	
19	65 772 C1	SHAFT ASSY W/PRODUCT GRAPHIC, SELECTOR FORK	
	19 791 R1	PIN, 1/4 X 1-1/8 HV COILED SPRING	
	164 603 C1	SCREW, SELECTOR FORK SHAFT ARM ADJ	
20	355 966 R1	O-RING, 7/16 X 5/8 X 3/32 SELECTOR FORK SHAFT	
21	67 130 C1	SPACER, IDLER GEAR	

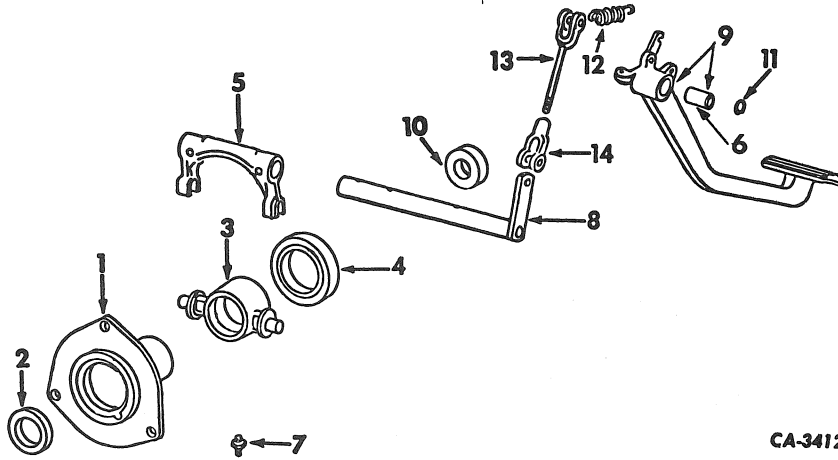


REF. NO.	PART NUMBER	DESCRIPTION	TC-175
----------	-------------	-------------	--------

CLUTCH CONTROLS

REF. NO.	PART NUMBER	DESCRIPTION	TC-175
----------	-------------	-------------	--------

CLUTCH CONTROLS -CONTINUED



CA-3412

1	398 236 R1 179 842 103 341	CARRIER, CLUTCH RELEASE SLEEVE SCREW, 3/8-16 X 1-3/8 HEX-HD CAP -3- WASHER, 13/32 X 13/16 X .065 -3-
2	376 930 R91	SEAL, RELEASE SLEEVE, CARRIER OIL
3	360 501 R2	SLEEVE, CLUTCH RELEASE
4	59 879 D 365 865 R91	BEARING, CLUTCH RELEASE BALL BEARING, CLUTCH RELEASE BALL
5	398 342 R1 617 938 R1	FORK, CLUTCH RELEASE PIN, 5/16 X 1-3/8 HV COILED SPRING -2-
6	539 246 R1	BUSHING, CLUTCH PEDAL
7	109 461	FITTING, 1/8-27 PFT STR LUB
8	398 237 R1 273 355	SHAFT ASSY, CLUTCH RELEASE FITTING, 1/4 DRIVE TYPE STR LUB -2-
9	530 805 R1 23 183 R1	PEDAL ASSY, CLUTCH WASHER, 29/32 X 1-3/8 X .054 ZND
10	537 290 R91	BEARING, CLUTCH PILOT BALL
11	454 331 R1	RING, CLUTCH PEDAL SNAP
12	399 743 R1 138 675 114 502	SPRING, CLUTCH PEDAL RETURN SCREW, 5/16-18 X 1-1/4 HEX-HD OV-PT SET NUT, 5/16-18 HEX. JAM
13	401 475 R2	ROD ASSY, CLUTCH OPERATING
14	104 038 114 494 103 496 107 762	CLEVIS, 3/8-24 X 2-1/2 LIGHT ADJ ROD END -GASOLINE ENGINE TRACTORS- NUT, 3/8-24 HEX. JAM PIN, 3/8 X 1-3/32 ROD END -2- PIN, 3/32 X 5/8 COT. -2-

-A
ITS

5/11

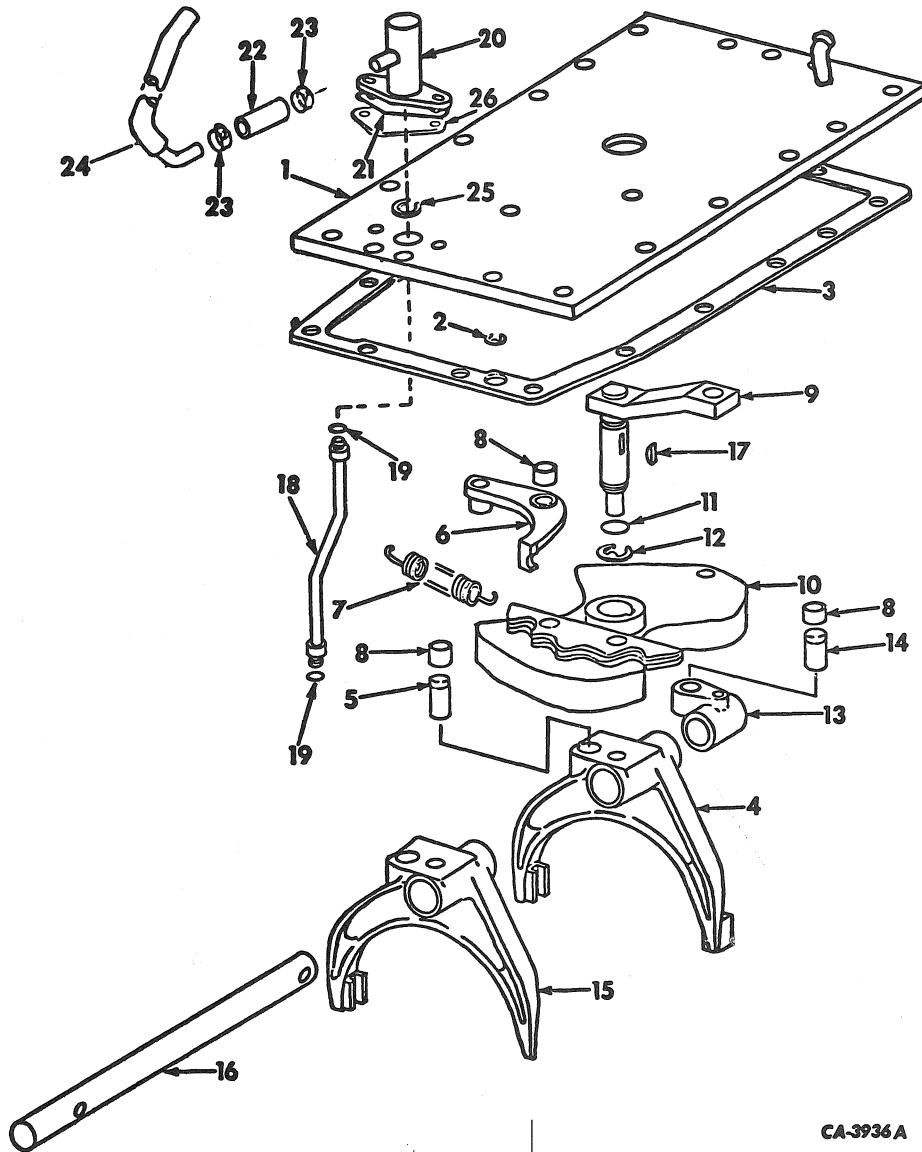


REF. NO.	PART NUMBER	DESCRIPTION	TC-175
----------	-------------	-------------	--------

REF. NO.	PART NUMBER	DESCRIPTION	TC-175
----------	-------------	-------------	--------

GEAR SHIFT MECHANISM
-SPEED TRANSMISSION-

GEAR SHIFT MECHANISM -CONTINUED
-SPEED TRANSMISSION-



CA-3936A

1	402 597 R2	COVER ASSY, CLUTCH HOUSING TOP
	179 839	SCREW, 3/8-16 -16-
	11 002 VA	WASHER, 17/32 X 7/8 X .065
9	410 359	PLUG, 3/4-16 STD-THD O-RING BOSS
	570 828 R1	O-RING, 1/2 OD TUBE
1	401 618 R12	COVER ASSY, CLUTCH HOUSING TOP -TRACTORS W/FORWARD AND REVERSE ATTACHMENT-
	179 837	SCREW, 3/8-16 X 3/4 HEX-HD CAP -2-
	179 838	SCREW, 3/8-16 X 7/8 HEX-HD CAP -14-

1	66 197 C2	COVER ASSY, CLUTCH HOUSING TOP -FOR TRACTORS NOT EQUIPPED W/FORWARD AND REVERSE ATT.- -FOR INDUSTRIAL MODEL TRACTORS- -FOR DRAFT CONTROL COMPLETING ATT-
2	370 290 R1	RING, SHIFTER CONTROL ARM PIVOT PIN RETAINING
3	401 019 R2	GASKET, CLUTCH HOUSING TOP COVER



REF. NO.	PART NUMBER	DESCRIPTION	TC-175
GEAR SHIFT MECHANISM -CONTINUED -SPEED TRANSMISSION-			
3	401 621 R2	GASKET, CLUTCH HOUSING TOP COVER -TRACTORS W/FORWARD AND REVERSE ATTACHMENT-	
4	401 697 R91	FORK ASSY, 3RD & 4TH SPEED SHIFT -INCLUDES REF NO. 5-	
5	383 438 R1	PIN, 1/2 X 1 DOWEL	
6	382 565 R21	ARM ASSY, SHIFTER CONTROL	
7	383 997 R1	SPRING, SHIFTER CONTROL ARM	
8	380 115 R2	ROLLER, CAM -3-	
9	404 734 R1	ARM ASSY, CAM ACTUATING	
10	67 135 C1 104 186	CAM, CLUTCH HOUSING SHIFT RIVET, 5/16 X 1-3/8 CSK-HD SOLID -2-	
11	352 221 R1	O-RING, 9/16 X 3/4 X 3/32 CAM PIVOT SHAFT O-RING	
12	603 570 R1	RING, CAM PIVOT SHAFT RETAINING	
13	401 694 R11	HUB ASSY, 1ST & 2ND SPEED SHIFT -INCLUDES REF NO. 14-	
14	383 438 R1 25 155 R1	PIN, 1/2 X 1 DOWEL PIN, 1/4 X 1-1/4 MED COILED SPRING -2-	
15	401 695 R2	FORK, 1ST AND 2ND SPEED SHIFT	
16	401 696 R1	ROD, 1ST & 2ND SPEED SHIFT	
17	106 751	KEY, 3/16 X 3/4 WOODRUFF CAM PIVOT SHAFT KEY	
18	65 736 C1	TUBE ASSY, TRANSMISSION LUB -FOR TRACTORS W/FORWARD AND REVERSE ATT.-	
18	66 199 C1	TUBE ASSY, TRANSMISSION LUB -FOR DRAFT CONTROL COMPLETING ATT-	
19	352 219 R1	O-RING, 1/4 X 3/8 X 1/16 -2- -1 FOR TRACTOR NOT EQUIPPED WITH FORWARD AND REVERSE ATTACHMENT-	
19	379 181 R1	O-RING, 5/8 X 3/4 X 1/16 -FOR TRACTORS W/FORWARD AND REVERSE ATT.-	
20	56 548 C1	BODY ASSY, PRESSURE LUB -GASOLINE ENGINE TRACTORS- -TRACTORS W/FORWARD AND REVERSE ATTACHMENT-	
	181 311 103 319	SCREW, 1/4-28 X 5/8 HEX-HD CAP -2- WASHER, 1/4 MED LOCK -2-	
21	534 420 R1	GASKET, PRESSURE LUB BODY COVER	
22	530 127 R1	HOSE, TO LUB REGULATOR VALVE -GASOLINE ENGINE TRACTORS-	
22	66 201 C1	HOSE, LUB TUBE -FOR TRACTORS W/FORWARD AND REVERSE ATT.-	
23	279 025 R91	CLAMP, WORM DRIVE HOSE -2-	
24	56 549 C1	TUBE, PRESSURE LUB -FOR TRACTORS W/FORWARD AND REVERSE ATT.-	
25	269 181 R1	RING, EXTERNAL RETAINING -FOR TRACTORS W/FORWARD AND REVERSE ATT.-	
26	539 536 R1	COVER, LUB PRESSURE -SYNCHROMESH TRANSMISSION TRACTORS	

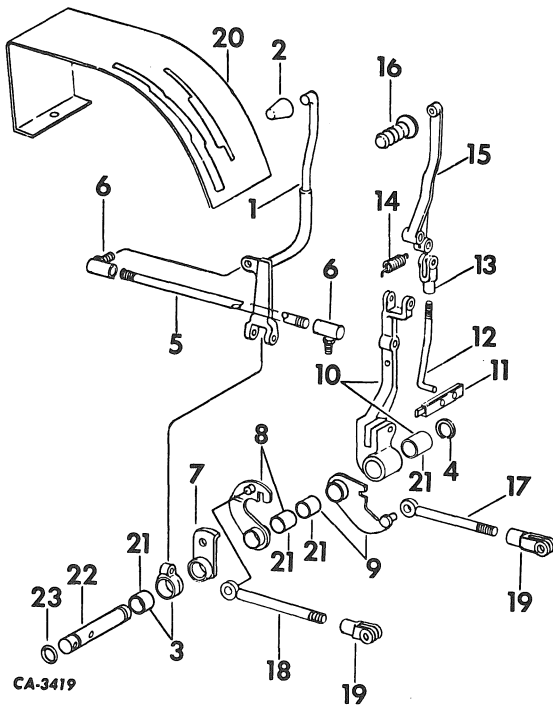


REF. NO.	PART NUMBER	DESCRIPTION	TC-175
GEAR SHIFT MECHANISM -RANGE TRANSMISSION-			
1	405 164 R3	ARM ASSY, RANGE SHIFT OUTER FRONT -SYNCHROMESH TRANSMISSION TRACTORS-	
2	405 167 R2	ARM ASSY, RANGE SHIFT OUTER REAR	
3	377 952 R1	O-RING, 9/16 X 3/4 X 3/32 -2- SHIFT ARM SHAFT -1 USED FOR HYDROSTATIC DRIVE TRACTORS-	
4	405 169 R2	ARM, RANGE SHIFT INNER -2- -1 USED FOR HYDROSTATIC DRIVE TRACTORS-	
	19 605 R1	NUT, 1/2-13 NYLON INSERT -2-	
5	538 911 R3	FORK, FRONT -SYNCHROMESH TRANSMISSION TRACTORS-	
6	538 912 R3	FORK, REAR -SYNCHROMESH TRANSMISSION TRACTORS-	
7	534 053 R1 17 013 R1 16 013 R1	SPRING, POPPET BALL -2- BALL, 13/32 CR-STL -2- BALL, 13/32 CR-STL -2-	
8	537 473 R1	RAIL, RANGE SHIFT FORK -SYNCHROMESH TRANSMISSION TRACTORS-	
9	661 652 R1 19 885 R1	RING, SHIFT FORK RAIL SNAP -2- PIN, 1/4 X 1-3/8 MED COILED SPRING	
10	20 122 R1	PIN, 1/4 X 1-1/2 MED COILED SPRING	
11 Q	3 501	WASHER, 25/32 X 1-1/4 X .060	



REF. NO.	PART NUMBER	DESCRIPTION	TC-175
----------	-------------	-------------	--------

TRANSMISSION CONTROLS
-SYNCHROMESH TRANSMISSION TRACTORS-



1	528 120 R1	LEVER, SPEED SHIFT
2	379 022 R2	KNOB, SPEED SHIFT LEVER
3	530 932 R1	HUB ASSY, TRANSMISSION SHIFT HAND LEVER
	615 192 R1	WASHER, 29/32 X 1-1/4 X .0299
	366 281 R1	PIN, 3/8 X 2 MED COILED SPRING
4	454 331 R1	RING, SHIFT LEVER RETAINING
5	528 122 R1	ROD, SPEED SHIFT LEVER
6	392 594 R1	JOINT, 3/8-24 X 1-11/32 BALL -2-
	114 494	NUT, 3/8-24 HEX. JAM -3-
7	528 123 R1	GATE ASSY, RANGE SHIFT
	617 940 R1	PIN, 5/16 X 1-3/4 HV COILED SPRING
8	528 126 R2	LEVER ASSY, IDLER SHAFT INNER
Q	3 641	WASHER, 13/32 X 3/4 X .020
	107 761	PIN, 1/16 X 5/8 COT.
9	528 129 R1	LEVER ASSY, IDLER SHAFT OUTER
Q	3 641	WASHER, 13/32 X 3/4 X .020
	107 761	PIN, 1/16 X 5/8 COT.
10	530 933 R1	LEVER ASSY, RANGE SHIFT
	22 963 R1	PIN, 5/16 X 2-1/4 STD-HD -2-
	103 340	WASHER, 11/32 X 11/16 X .051 -2-
	103 384	PIN, 1/8 X 3/4 COT. -2-
11	528 134 R1	LATCH, RANGE SHIFT LEVER
12	528 135 R1	ROD, RANGE SHIFT LEVER
	103 340	WASHER, 11/32 X 11/16 X .051 -2-
	107 762	PIN, 3/32 X 5/8 COT. -2-



REF. NO.	PART NUMBER	DESCRIPTION	TC-175
----------	-------------	-------------	--------

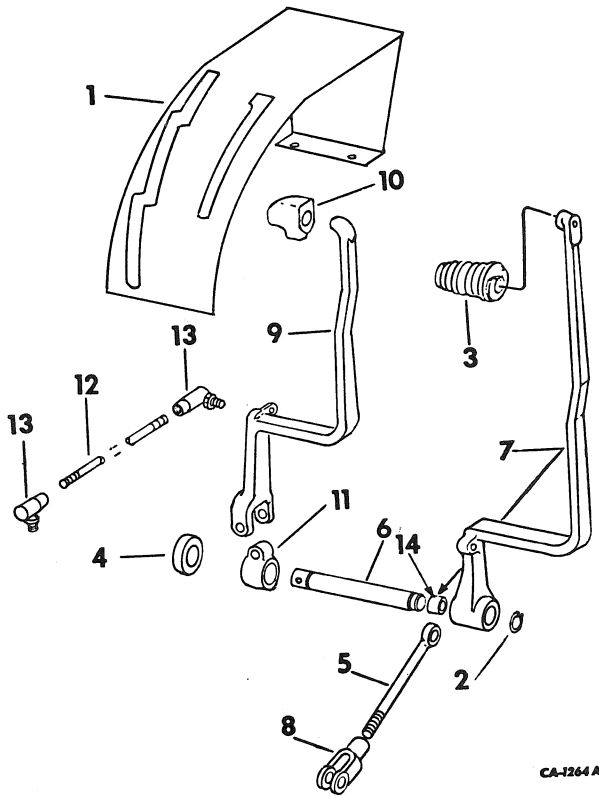
TRANSMISSION CONTROLS -CONTINUED
-SYNCHROMESH TRANSMISSION TRACTORS-

13	104 037	CLEVIS, 5/16-24 X 2-1/4 ROD END -OPTIONAL W/161 002 C1-
13	161 002 C1	CLEVIS, 5/16-24 X 2-1/4 ROD END -OPTIONAL W/104 037-
	39 374 D	PIN, 5/16 X 1-1/16 ROD END
14	528 136 R1	SPRING, SHIFT LEVER RETURN
15	528 137 R1	LEVER, RANGE SHIFT UPPER
16	528 138 R1	HANDLE, RANGE SHIFT UPPER LEVER
	426 372	SCREW, 3/8-16 X 2-3/4 ZN SOC-HD CAP
17	528 139 R1	ROD ASSY, RANGE SHIFT FRONT
	124 925	NUT, 3/8-24 ZND HEX. JAM
18	528 141 R1	ROD ASSY, RANGE SHIFT REAR
	124 925	NUT, 3/8-24 ZND HEX. JAM
18	528 789 R1	ROD ASSY, RANGE SHIFT REAR -FOR HYDROSTATIC DRIVE TRACTORS-
	20 614 R1	PIN, 3/8 X 1-1/32 X ROD END
	103 341	WASHER, 13/32 X 13/16 X .051
19	116 536	CLEVIS, 3/8-24 X 2-3/16 SHORT ADJ ROD END -2-
		-OPTIONAL W/161 003 C1-
19	161 003 C1	CLEVIS, 3/8-24 X 2-1/4 ROD END -2-
		-OPTIONAL W/116 536-
	865 197 R1	PIN, 3/8 X 1-7/32 ROD END
	3 641	WASHER, 13/32 X 3/4 X .024 -2-
	103 373	PIN, 3/32 X 3/4 COT. -2-
20	528 784 R92	HOUSING ASSY, TRANSMISSION SHIFT PATTERN
20	528 801 R92	HOUSING ASSY, TRANSMISSION PATTERN -FOR HYDROSTATIC DRIVE TRACTORS-
21	539 245 R1	BUSHING, SHIFT LEVER AND HUB -4-
22	402 152 R1	SHAFT, RANGE SHIFT LEVER
	617 940 R1	PIN, 5/16 X 1-3/4 HV COILED SPRING
23	350 667 R1	O-RING, 11/16 X 7/8 X 3/32



REF. NO.	PART NUMBER	DESCRIPTION	TC-175
----------	-------------	-------------	--------

FORWARD AND REVERSE CONTROLS



CA-1264A

1	534 257 R2	HOUSING ASSY, TRANSMISSION SHIFT PATTERN
2	454 331 R1	RING, SHIFT LEVER RETAINING
3	528 138 R1 426 372	HANDLE, RANGE SHIFT UPPER LEVER SCREW, 3/8-16 X 2-3/4 ZN SOC-HD CAP
4	534 260 R1	SPACER, RANGE SHIFT LEVER
5	528 139 R1 124 925 20 614 R1 103 341 103 373	ROD ASSY, RANGE SHIFT NUT, 3/8-24 ZND HEX. JAM PIN, 3/8 X 1-11/32 ROD END WASHER, 13/32 X 13/16 X .051 PIN, 3/32 X 3/4 COT.
6	527 853 R1	SHAFT, SHIFT LEVER PIVOT
7	530 935 R1	LEVER ASSY, RANGE SHIFT
8	104 038 74 158 H 103 341 103 373	CLEVIS, 3/8-24 X 2-1/2 ROD END PIN, 3/8 X 1-11/32 ROD END WASHER, 13/32 X 13/16 X .051 PIN, 3/32 X 3/4 COT.
9	528 120 R1	LEVER, SPEED SHIFT
10	379 022 R2	KNOB, SPEED SHIFT LEVER
11	530 932 R1 615 192 R1 366 281 R1	HUB ASSY, TRANSMISSION SHIFT HAND LEVER WASHER, 29/32 X 1-1/4 X .0299 PIN, 3/8 X 2 MED COILED SPRING



REF. NO.	PART NUMBER	DESCRIPTION	TC-175
----------	-------------	-------------	--------

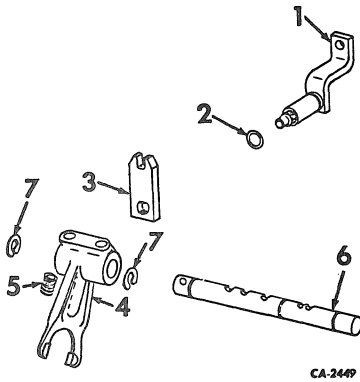
FORWARD AND REVERSE CONTROLS -CONTINUED

12	528 122 R1	ROD, SPEED SHIFT LEVER
13	392 594 R1 114 494	JOINT, 3/8-24 X 1-11/32 BALL -2- NUT, 3/8-24 HEX. JAM -2-
14	539 245 R1	BUSHING, RANGE SHIFT LEVER -2-



REF. NO.	PART NUMBER	DESCRIPTION	TC-175
----------	-------------	-------------	--------

GEAR SHIFT MECHANISM
-RANGE TRANSMISSION W/FORWARD REVERSE-



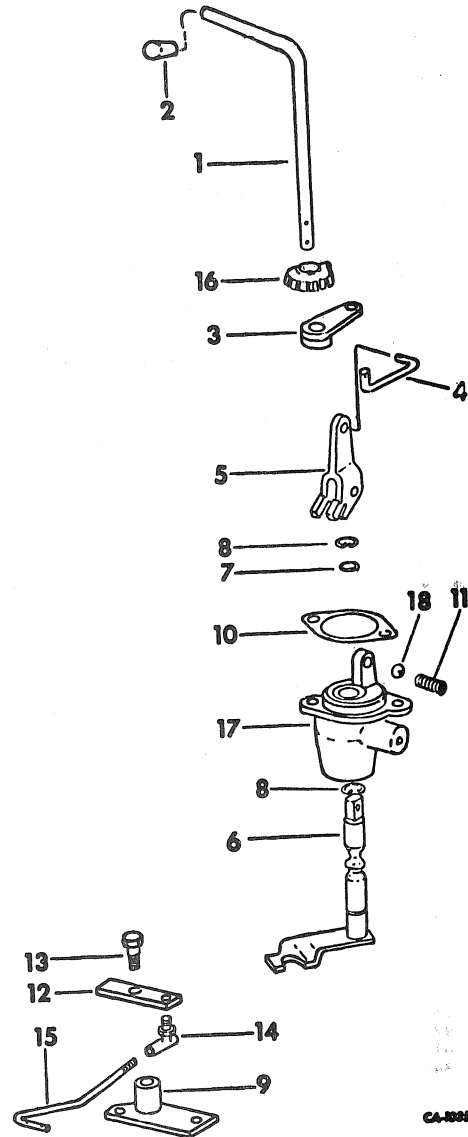
CA-2449

- | | | |
|---|------------|------------------------------------|
| 1 | 405 167 R2 | ARM ASSY, RANGE SHIFT OUTER REAR |
| 2 | 377 952 R1 | O-RING, 9/16 X 3/4 X 3/32 |
| 3 | 405 169 R2 | ARM, RANGE SHIFT INNER |
| | 19 605 R1 | NUT, 1/2-13 NYLON INSERT -2- |
| 4 | 538 913 R3 | FORK, REAR |
| Q | 3 501 | WASHER, 25/32 X 1-1/4 X .060 -2- |
| 5 | 534 053 R1 | SPRING, POPPET BALL |
| | 17 013 R1 | BALL, 13/32 CR-STL -2- |
| | | -OPTIONAL W/16 013 R1- |
| | 16 013 R1 | BALL, 13/32 CR-STL -2- |
| | | -OPTIONAL W/17 013 R1- |
| 6 | 402 150 R1 | RAIL, RANGE SHIFT FORK |
| | 20 122 R1 | PIN, 1/4 X 1-1/2 MED COILED SPRING |
| 7 | 661 652 R1 | RING, SHIFT FORK RAIL SNAP -2- |
| | 19 885 R1 | PIN, 1/4 X 1-3/8 MED COILED SPRING |



REF. NO.	PART NUMBER	DESCRIPTION	TC-175
----------	-------------	-------------	--------

FORWARD AND REVERSE LOCKOUT CONTROLS



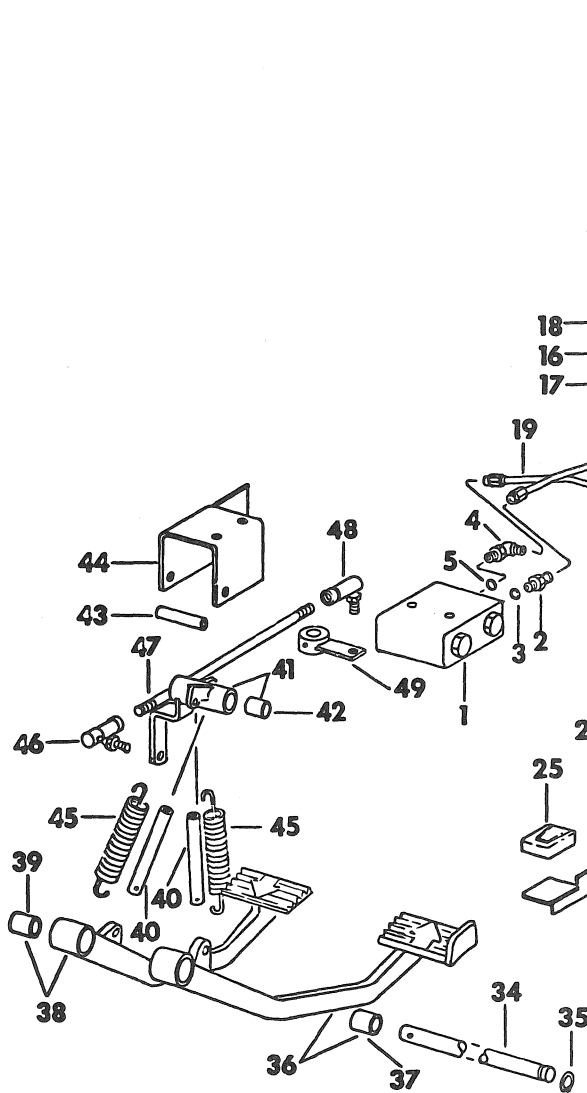
CA-1881 C

- | | | |
|---|------------|----------------------------------|
| 1 | 69 746 C1 | ROD, CONTROL HANDLE |
| 2 | 397 931 R2 | KNOB, CONTROL HANDLE ROD |
| Q | 5 035 | WASHER, 1/2 X 1 X 1/16 |
| | 103 384 | PIN, 1/8 X 1 COT. |
| 3 | 402 585 R1 | ARM ASSY, CONTROL |
| | 364 577 R1 | PIN, 5/32 X 3/4 HV COILED SPRING |
| 4 | 402 588 R1 | ROD, CONTROL |
| | 103 339 | WASHER, 9/32 X 5/8 X .051 -2- |
| | 103 384 | PIN, 1/8 X 3/4 COT. -2- |



REF. NO.	PART NUMBER	DESCRIPTION	TC-175
----------	-------------	-------------	--------

HYDROSTATIC FOOT CONTROLS
-INDUSTRIAL MODEL TRACTORS-

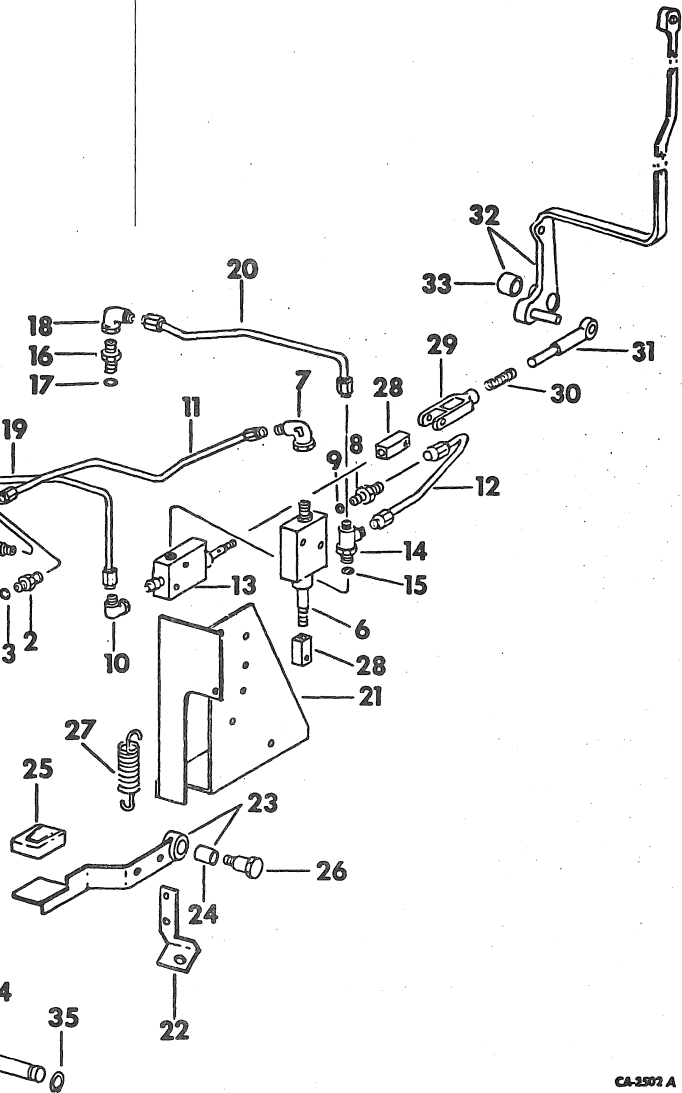


- | | | |
|---|------------|--|
| 1 | | MANIFOLD ASSY, CHECK VALVE
-FOR COMPONENTS, SEE LIST OF PARTS
UNDER DETAILS OF CHECK VALVE |
| | 180 130 | SCREW, 3/8-16 X 2 ZND HEX-HD CAP -2- |
| 2 | 9 410 200 | UNION, 7/16-20 C-Z 37 DEG HYD FLARED
TUBE SHORT SWIVEL |
| 3 | 369 751 R1 | O-RING, 1/4 OD TUBE |
| 4 | 9 411 102 | ELBOW, 7/16-20 C-Z 37 DEG HYD FLARED
TUBE ADJ STR THD 45 DEG |
| 5 | 369 751 R1 | O-RING, 1/4 OD TUBE |



REF. NO.	PART NUMBER	DESCRIPTION	TC-175
----------	-------------	-------------	--------

HYDROSTATIC FOOT CONTROLS -CONTINUED
-INDUSTRIAL MODEL TRACTORS-



- | | | |
|---|-------------|---|
| 6 | 398 705 R91 | VALVE ASSY, FOOT-N-INCH
-FOR COMPONENTS, SEE LIST OF PARTS
UNDER DETAILS OF FOOT-N-INCH
VALVE- |
| | 180 130 | SCREW, 3/8-16 X 2 ZND HEX-HD CAP -2- |
| | 120 382 | WASHER, 3/8 ZND MED LOCK -2- |
| | 120 377 | NUT, 3/8-16 ZND HEX. -2- |
| 7 | 9 410 278 | ELBOW, 7/16-20 C-Z 37 DEG HYD FLARED
TUBE 90 DEG SWIVEL |
| 8 | 9 410 201 | UNION, 1/2-20 C-Z 37 DEG HYD FLARED
TUBE SHORT SWIVEL |
| 9 | 369 384 R1 | O-RING, 5/16 OD TUBE |

CA-2502 A

DRIVE TRAIN

REF. NO.	PART NUMBER	DESCRIPTION	TC-175
HYDROSTATIC FOOT CONTROLS -CONTINUED -INDUSTRIAL MODEL TRACTORS-			
10	9 410 278	UNION, 7/16-20 C-Z 37 DEG HYD FLARED TUBE 90 DEG SWIVEL	
11	537 924 R1	TUBE ASSY, FOOT-N-INCH PRESSURE	
12	537 925 R1	TUBE ASSY, FOOT-N-INCH DUMP	
13	404 211 R91	VALVE ASSY, DECELERATOR -FOR COMPONENTS, SEE LIST OF PARTS UNDER DETAILS OF DECELERATOR VALVE-	
	180 130	SCREW, 3/8-16 X 2 ZND HEX-HD CAP -2-	
	120 368	NUT, 5/16-24 ZND HEX.	
	120 377	NUT, 3/8-16 ZND HEX. -2-	
	120 382	WASHER, 3/8 ZND REG LOCK -2-	
14	9 411 129	TEE, 1/2-20 C-Z 37 DEG HYD FLARED TUBE ADJ STR THD 90 DEG	
15	369 384 R1	O-RING, 5/16 OD TUBE	
16	24 900 R1	UNION, 3/4-16 C-Z 37 DEG HYD FLARED TUBE SHORT SWIVEL REDUCER	
17	570 828 R1	O-RING, 1/2 OD TUBE	
18	9 410 279	ELBOW, 1/2-20 C-Z 37 DEG HYD FLARED TUBE 90 DEG SWIVEL	
19	537 926 R1	TUBE ASSY, DECELERATOR VALVE PRESSURE	
20	537 927 R1	TUBE ASSY, DECELERATOR VALVE DUMP	
21	537 928 R1	BRACKET ASSY, VALVE MOUNTING	
	186 282	SCREW, 3/8-16 X 3-1/4 HEX-HD CAP -2-	
22	537 937 R2	BRACKET, SAFETY STARTING SWITCH	
	180 020	SCREW, 1/4-20 X 3/4 ZND HEX-HD CAP -2-	
	120 380	WASHER, 1/4 ZND REG LOCK -2-	
	120 375	NUT, 1/4-20 ZND HEX. -2-	
23	537 933 R91	PEDAL ASSY, FOOT-N-INCH	
24	537 936 R1	BUSHING	
25	237 672 R1	PAD, FOOT-N-INCH PEDAL	
26	532 965 R3	BOLT, FOOT-N-INCH PEDAL PIVOT SHOULDER	
	120 382	WASHER, 3/8 ZND REG LOCK	
	120 377	NUT, 3/8-16 ZND HEX.	
27	537 938 R1	SPRING, FOOT-N-INCH PEDAL RETURN	
28	398 766 R1	BLOCK, DECELERATOR VALVE ADJUSTING	
29	537 939 R1	CLEVIS, DECELERATOR VALVE	
	22 751 R1	PIN, 5/16 X 1-5/8 ZND STD-HD	
	103 384	PIN, 1/8 X 3/4 COT.	
30	404 290 R1	SPRING, DECELERATOR VALVE CLEVIS	
31	537 940 R1	ROD, DECELERATOR VALVE CLEVIS	
	319 565 C1	WASHER, 3/8 X 5/8 X 1/16	
	19 372 R1	PIN, 1/8 X 7/8 C-Z HV COILED SPRING	
32	537 941 R11	LEVER ASSY, RANGE SHIFT	
	530 934 R1	SPACER, LEVER	
33	539 245 R1	BUSHING, RANGE SHIFT LEVER -2-	
34	537 943 R1	SHAFT, FORWARD & REVERSE SPEED CONTROL	
	23 183 R1	SHAFT WASHER, 29/32 X 1-3/8 X .054 ZND	
35	454 331 R1	RING, FORWARD & REVERSE SPEED CONTROL	
		SNAP	
36	537 945 R11	PEDAL ASSY, SPEED CONTROL REVERSE	
37	539 246 R1	BUSHING, SPEED CONTROL REVERSE PEDAL	
38	537 946 R11	PEDAL ASSY, SPEED CONTROL FORWARD	

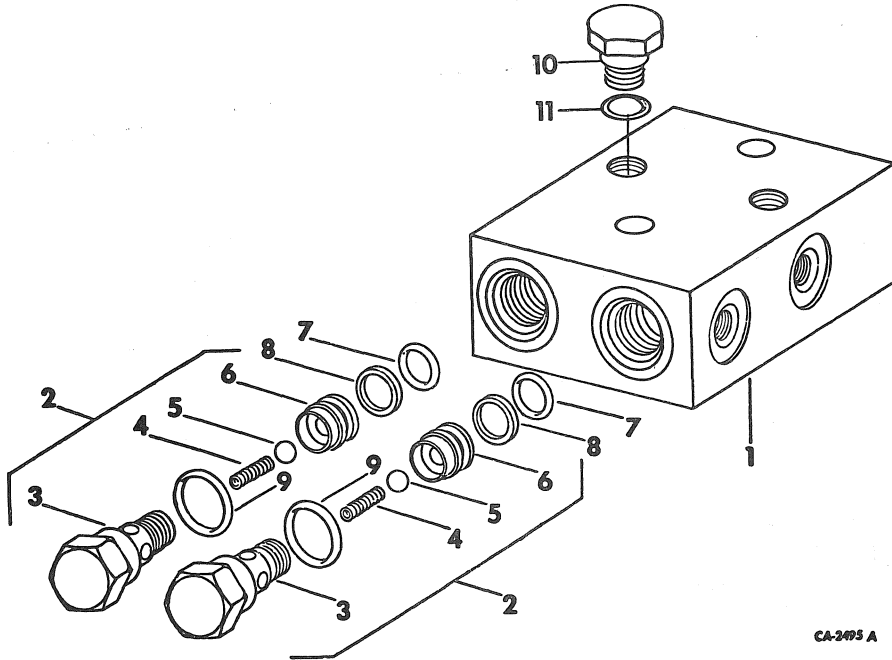
DRIVE TRAIN

REF. NO.	PART NUMBER	DESCRIPTION	TC-175
HYDROSTATIC FOOT CONTROLS -CONTINUED -INDUSTRIAL MODEL TRACTORS-			
39	539 246 R1	BUSHING, SPEED CONTROL FORWARD PEDAL	
40	537 947 R1	ROD, FORWARD & REVERSE SPEED CONTROL	
	181 567	-2- SCREW, 1/4-28 X 7/8 ZND HEX-HD CAP	
	120 613	-2- NUT, 1/4-28 ZND HEX. JAM -2-	
41	537 948 R91	BELLCRANK ASSY, FORWARD & REVERSE SPEED CONTROL	
42	537 936 R1	BUSHING -2-	
43	537 953 R1	SPACER, FORWARD & REVERSE SPEED CONTROL	
		BELLCRANK	
44	537 955 R1	BRACKET FORWARD & REVERSE SPEED CONTROL BELLCRANK	
	189 298	SCREW, 5/16-18 X 4 ZND HEX-HD CAP	
	180 120	SCREW, 3/8-16 X 3/4 ZND HEX-HD CAP -3-	
	120 214	WASHER, 5/16 ZND REG LOCK	
	120 382	WASHER, 3/8 ZND REG LOCK -3-	
	120 376	NUT, 5/16-18 ZND HEX.	
	120 377	NUT, 3/8-16 ZND HEX. -3-	
45	537 956 R1	SPRING, SPEED CONTROL RETURN -2-	
46	392 594 R1	JOINT, 3/8-24 X 1-11/32 BALL	
	120 382	WASHER, 3/8 ZND REG LOCK	
	120 369	NUT, 3/8-24 ZND HEX.	
47	537 957 R1	ROD, SPEED CONTROL CAM	
	124 925	NUT, 3/8-16 ZND HEX. JAM	
	23 460 R1	NUT, 3/8-16 C-Z LH THD HEX. JAM	
48	534 930 R1	JOINT, 3/8-24 X 1-11/16 BALL	
	120 382	WASHER, 3/8 ZND REG LOCK	
	120 369	NUT, 3/8-24 ZND HEX.	
49	537 958 R2	ARM ASSY, SPEED CONTROL CAM ACTUATING	
	19 534 R1	PIN, 1/4 X 1-1/2 HV COILED SPRING	
	539 462 R1	HARNES ASSY, NEUTRAL START SWITCH	
	362 120 R1	CLIP, NEUTRAL START SWITCH HARNES	
	289 862 C1	STRAP, CABLE	



REF. NO.	PART NUMBER	DESCRIPTION	TC-175
----------	-------------	-------------	--------

CHECK VALVE MANIFOLD



CA-2495 A

MANIFOLD ASSY, CHECK VALVE
-535 249 R92-

1	535 250 R2	BLOCK, CHECK VALVE
2	535 251 R1	VALVE ASSY, CHECK -2-
3		BODY -2- -NOT SERVICED SEPARATELY, FURNISH VALVE ASSY 535 251 R1-
4		SPRING -2- -NOT SERVICED SEPARATELY, FURNISH VALVE ASSY 535 251 R1-
5		BALL, 1/4 STL -2- -NOT SERVICED SEPARATELY, FURNISH VALVE ASSY 535 251 R1-
6		SEAT, VALVE -2- -NOT SERVICED SEPARATELY, FURNISH VALVE ASSY 535 251 R1-
7	375 271 R1	O-RING, 7/16 X 9/16 X 1/16 -2-
8	398 699 R1	WASHER, BACK-UP -2-
9	570 828 R1	O-RING, 1/2 OD TUBE -2-
10	9 410 356	PLUG, 7/16-20 -2-
11	369 751 R1	O-RING, 1/4 OD TUBE



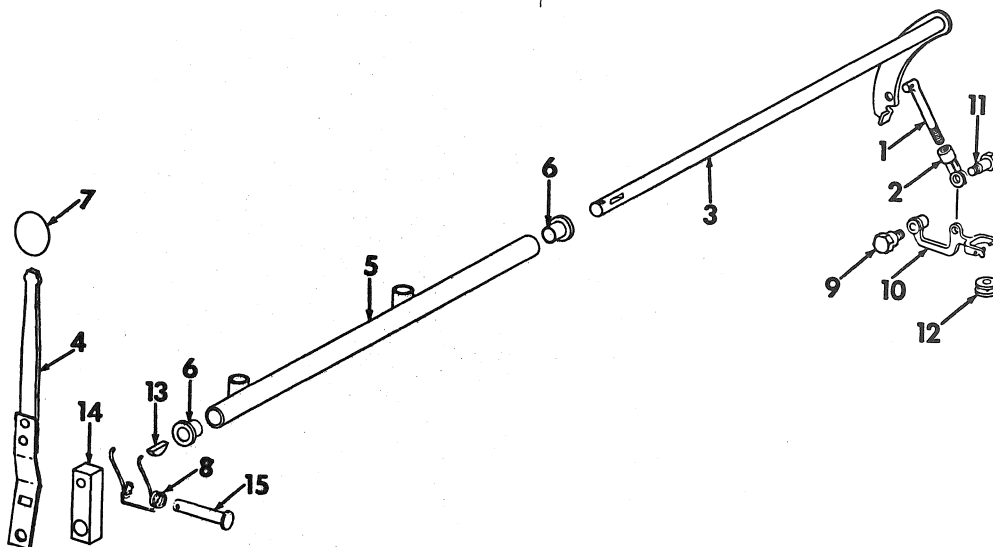
REF. NO.	PART NUMBER	DESCRIPTION	TC-175
----------	-------------	-------------	--------

CHECK VALVE MANIFOLD -CONTINUED



REF. NO.	PART NUMBER	DESCRIPTION	TC-175
----------	-------------	-------------	--------

POWER TAKE-OFF LEVER AND CONNECTIONS



CA-1061A

1	535 450 R1	ROD ASSY, IPTO CONTROL
	103 375	PIN, 3/32 X 1-1/4 COT.
	114 493	NUT, 5/16-24 HEX. JAM
	535 453 R1	PIN, IPTO ROD
2	528 837 R1	CLEVIS, IPTO CONTROL
3	401 741 R1	SHAFT ASSY, IPTO CONTROL CROSS-OVER
	103 385	PIN, 1/8 X 1 COT.
	21 903 R1	WASHER, 17/32 X 3/4 X .060 C-Z
4	538 720 R1	LEVER ASSY, HAND
	16 888 R1	BOLT, 5/16-18 X 1-1/4 ZND SQ-NK CRG
	120 214	WASHER, 5/16 ZND MED LOCK
	120 376	NUT, 5/16-18 ZND HEX.
5	537 184 R91	SUPPORT ASSY, CONTROL SHAFT -INCLUDES REF NO. 6-
6	528 839 R1	BUSHING, CONTROL SHAFT SUPPORT -2-
7	530 090 R1	KNOB, IPTO HAND LEVER
8		NOT USED IN THIS APPLICATION
9	401 754 R1	BOLT, CONTROL ARM PIVOT SHAFT
10	401 749 R2	BELLCRANK ASSY, CONTROL
11	530 809 R1	BOLT, SHOULDER
12	530 813 R2	COLLAR, IPTO CONTROL
	25 215 R1	PIN, 3/16 X 7/8 MED COILED SPRING



REF. NO.	PART NUMBER	DESCRIPTION	TC-175
----------	-------------	-------------	--------

POWER TAKE-OFF LEVER AND CONNECTIONS -CONTINUED

13	124 543	KEY, 1/8 X 1/2 WOODRUFF 3
14	538 719 R1	PIVOT, CONTROL HANDLE
15		NOT USED IN THIS APPLICATION



ELECTRICAL

-1-

GROUP 8

REF. NO.	PART NUMBER	DESCRIPTION
		TC-175

**FOR INDEX TO UNITS REFER TO
INTRODUCTION PAGE III**



ELECTRICAL

-1-

GROUP 8

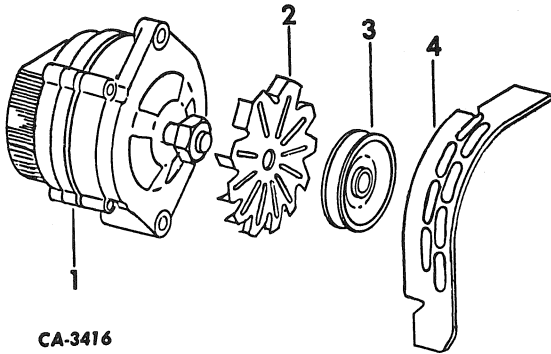
REF. NO.	PART NUMBER	DESCRIPTION
		TC-175

ELECTRICAL 8



REF. NO.	PART NUMBER	DESCRIPTION	TC-175
----------	-------------	-------------	--------

ALTERNATOR-GENERATOR AND CONNECTIONS
-GASOLINE ENGINE TRACTORS-



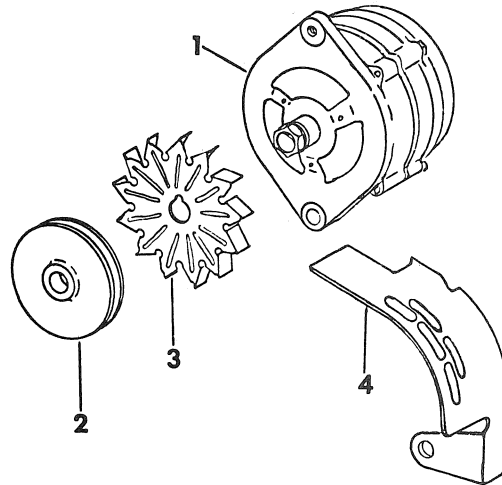
CA-3416

1	1	100 593	ALTERNATOR-GENERATOR -DELCO-REMY- -539 323 R91- -FOR COMPONENTS, SEE LIST OF PARTS UNDER DETAILS OF ALTERNATOR GENERATOR-
		121 743	NUT, 12-24 C-Z HEX. MACH SCREW
		120 614	NUT, 10-32 C-Z HEX.
		121 744	WASHER, 12 C-Z MED LOCK
		120 217	WASHER, NO. 10 C-Z MED LOCK
		433 115	SCREW, 3/8-16 X 4-1/4 ZND HEX-HD CAP
9		413 953	NUT, 3/8-16 PHC HEX. LOCK
		179 820	SCREW, 5/16-18 X 1-1/4 HEX-HD CAP
		103 320	WASHER, 5/16 MED LOCK
		537 326 R1	SCREW, 5/16-18 X 1-1/2 HEX-HD -11-
		280 185 R1	SPACER, ALTERNATOR
2		221 425 R1	FAN, ALTERNATOR-GENERATOR
3	1	949 358	PULLEY, ALTERNATOR GENERATOR
4		537 721 R3	SHIELD ASSY, ALTERNATOR FAN & PULLEY



REF. NO.	PART NUMBER	DESCRIPTION	TC-175
----------	-------------	-------------	--------

ALTERNATOR-GENERATOR AND CONNECTIONS
-DIESEL ENGINE TRACTORS-



CA-3417

1	1	100 578	ALTERNATOR-GENERATOR -DELCO-REMY- -538 988 R91- -FOR COMPONENTS, SEE LIST OF PARTS UNDER DETAILS OF ALTERNATOR GENERATOR-
		121 743	NUT, 12-24 C-Z HEX. MACH SCREW
		120 614	NUT, 10-32 C-Z HEX.
		121 744	WASHER, 12 C-Z MED LOCK
		120 217	WASHER, NO. 10 C-Z MED LOCK
		186 284	SCREW, 3/8-16 X 3-3/4 HEX-HD CAP
9		413 977	NUT, 5/16-18 PHC HEX. LOCK
		179 820	SCREW, 5/16-18 X 1-1/4 HEX-HD CAP
		103 320	WASHER, 5/16 MED LOCK
		21 404 R1	SCREW, 5/16-18 X 4-1/2 HEX
		280 185 R1	SPACER, ALTERNATOR
		21 404 R1	SCREW, 5/16-18 X 4-1/2 HEX.
		66 465 C1	BUSHING, ALTERNATOR-GENERATOR
2		528 173 R1	PULLEY, ALTERNATOR GENERATOR
3		221 425 R1	FAN, ALTERNATOR-GENERATOR
4		534 313 R2	SHIELD ASSY, ALT. FAN & PULLEY



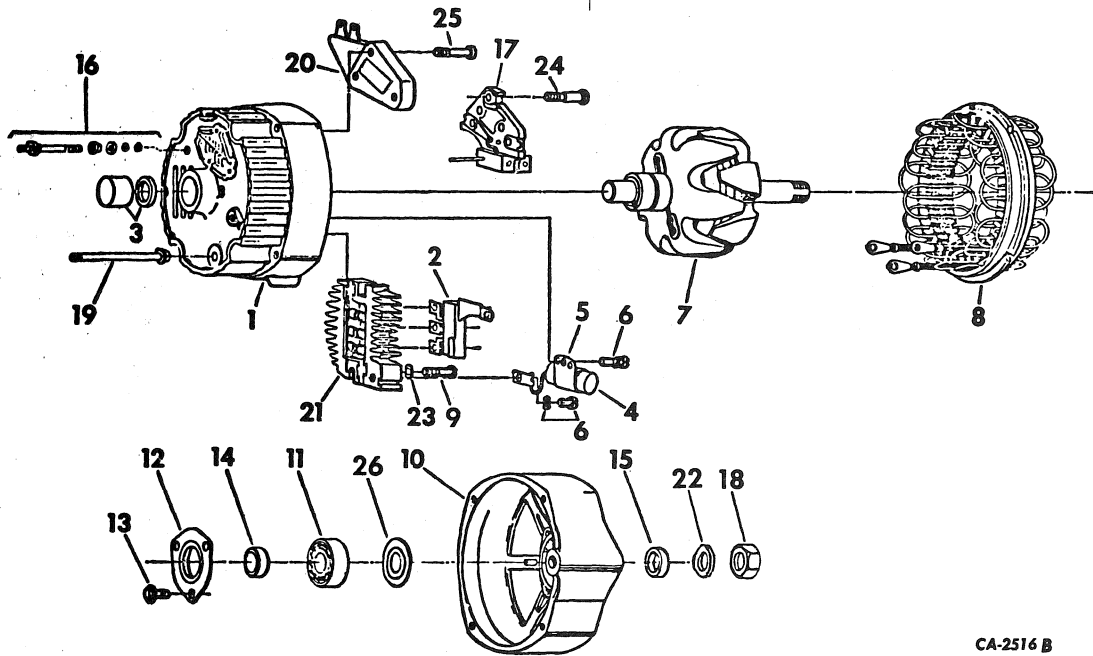
REF. NO.	PART NUMBER	DESCRIPTION	TC-175
----------	-------------	-------------	--------

ALTERNATOR-GENERATOR -DELCO REMY-



REF. NO.	PART NUMBER	DESCRIPTION	TC-175
----------	-------------	-------------	--------

ALTERNATOR-GENERATOR -DELCO REMY- -CONTINUED



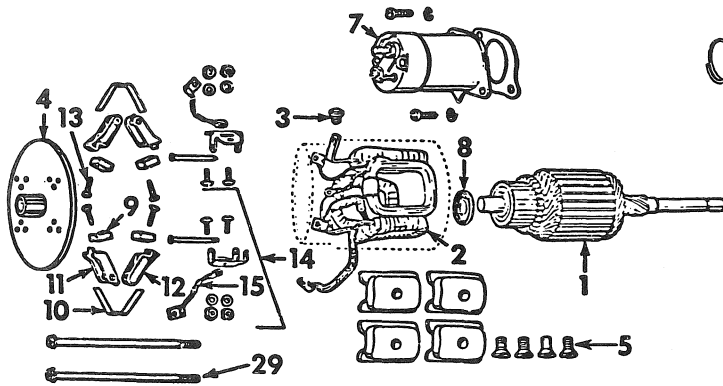
CA-2516 B

1	100 578	ALTERNATOR-GENERATOR ASSY -37 AMPERE -FOR SERVICE REPLACEMENT, FURNISH 1 100 583-	17	1 852 002	BRUSH HOLDER & BRUSH
1	100 593	ALTERNATOR-GENERATOR ASSY -37 AMPERE -FOR SERVICE REPLACEMENT, FURNISH 1 100 583-	18	1 915 172	NUT, DRIVE END SHAFT
1	100 583	ALTERNATOR-GENERATOR ASSY - 42 AMPERE-	19	1 956 975	BOLT, THRU -4-
1	1 852 101	FRAME, SLIP RING END	20	1 116 387	REGULATOR, VOLTAGE -SOLID STATE
2	1 971 528	DIODE TRIO, NEGATIVE	21	1 875 627	BRIDGE, POSITIVE RECTIFIER
3	423 649 C91	BEARING, SLIP RING END	22	1 941 978	WASHER, DRIVE END SHAFT NUT LOCK
4	801 824	CAPACITOR	23	1 847 933	WASHER, RECTIFIER BRIDGE ATTACHING SCREW SPRING -3-
5	1 869 573	BRACKET, CAPACITOR	24	1 846 864	SCREW, INSULATED BRUSH HOLDER -2-
6	1 851 612	SCREW, CAPACITOR BRACKET -2-	25	1 971 519	SCREW, GROUND BRUSH HOLDER
7	1 846 657	ROTOR ASSY	26	800 832	WASHER, DRIVE END GREASE SLINGER
8	1 971 986	STATOR ASSY			
9	1 970 145	SCREW, RECTIFIER BRIDGE ATTACHING			
10	1 970 525	FRAME, DRIVE END			
11	539 103 R91	BEARING, DRIVE END BALL			
12	1 971 993	PLATE, DRIVE END BALL BEARING RETAINER			
13	1 965 104	SCREW, RETAINER PLATE ATTACHING -3-			
14	1 963 139	COLLAR, INSIDE DRIVE END			
15	1 959 991	COLLAR, OUTSIDE DRIVE END			
16	1 846 900	TERMINAL PACKAGE, BATTERY			



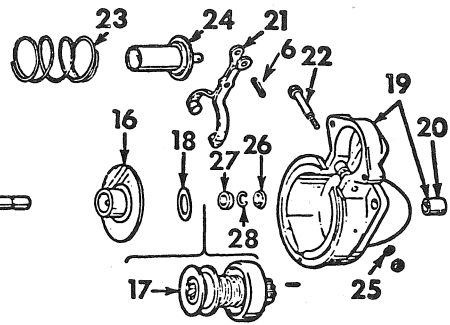
REF. NO.	PART NUMBER	DESCRIPTION	TC-175
----------	-------------	-------------	--------

CRANKING MOTOR -DELCO-REMY-
-GASOLINE ENGINE TRACTORS-



REF. NO.	PART NUMBER	DESCRIPTION	TC-175
----------	-------------	-------------	--------

CRANKING MOTOR -DELCO-REMY- -CONTINUED
-GASOLINE ENGINE TRACTORS-



CA-1279A

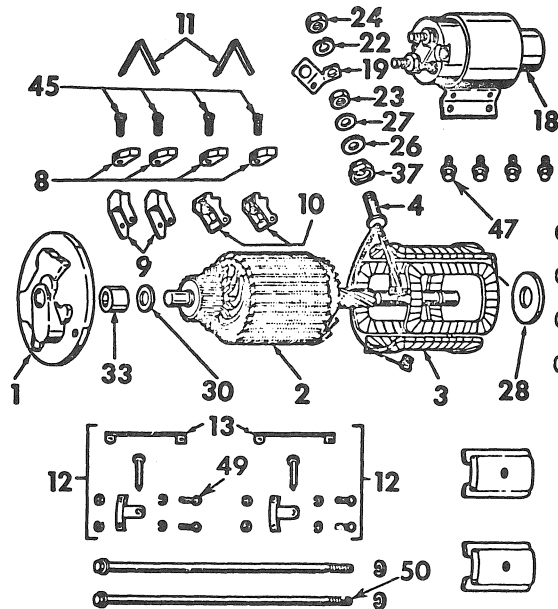
1	108 394	MOTOR ASSY, CRANKING -403 299 R91-
1	970 548	ARMATURE
2	935 128	COIL ASSY, FIELD
3	966 391	GROMMET
4	928 966	FRAME, COMMUTATOR END
5	970 469	SCREW, POLE SHOE -4-
6	455 106	PIN, PLUNGER ATTACH TO SHIFT LEVER
7	114 356	SWITCH, SOLENOID
8	914 842	WASHER, COMMUTATOR END SPACE
9	906 945	BRUSH -4-
10	926 622	SPRING, BRUSH -2-
11	940 477	HOLDER, GROUND BRUSH -2-
12	926 618	HOLDER, INSULATED BRUSH -2-
13	967 747	SCREW, BRUSH ATTACHING -4-
14	928 015	PACKAGE, BRUSH HOLDER SUPPORT -2-
15	926 605	LEAD, BRUSH GROUND -2-
16	820 149	PLATE, CENTER BEARING
17	954 963	DRIVE, MOTOR
18	821 453	WASHER, BRAKE
19	966 914	HOUSING, DRIVE
	916 439	WICK, DRIVE END
20	862 383	BUSHING, DRIVE END
21	951 567	LEVER, SHIFT
22	932 197	STUD, SHIFT LEVER
23	958 679	SPRING, PLUNGER RETURN
24	941 113	PLUNGER, SOLENOID SWITCH
25	9421 424	WASHER, SHIFT LEVER STUD
26	928 023	WASHER, DRIVE END THRUST
27	928 021	COLLAR, DRIVE END PINION STOP

28	928 022	RING, DRIVE END PINION STOP RETAINER
29	939 970	BOLT, THRU -4-
	927 853	INSULATION, FIELD
	935 131	SHUNT, FIELD COIL



REF. NO.	PART NUMBER	DESCRIPTION	TC-175
----------	-------------	-------------	--------

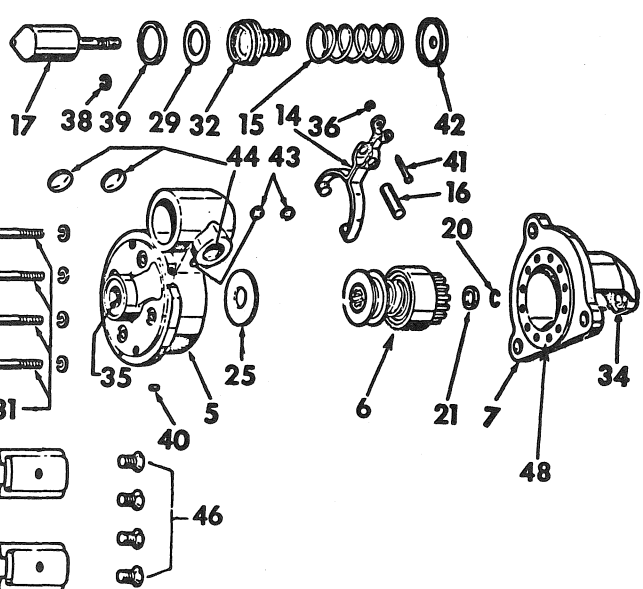
CRANKING MOTOR
-DIESEL HYDROSTATIC DRIVE TRACTORS-



1	113 690	MOTOR ASSY, CRANKING -528 012 R91-
1	1 945 617	FRAME, COMMUTATOR END
1	1 916 439	WICK, COMMUTATOR END
	810 819	PLUG, END
2	1 967 045	ARMATURE
3	1 946 386	COIL ASSY, FIELD -4 COILS-
1	1 914 873	INSULATION, FIELD COIL -2-
4	1 933 879	STUD, TERMINAL
5	1 942 241	HOUSING, LEVER -CONSISTS OF
		1 BUSHING 1 933 999
		2 PLUG 9 411 375
		1 PLUG 9 419 572
		1 WICK 1 947 350-
6	1 941 157	MOTOR ASSY DRIVE, CLUTCH
7	1 947 803	HOUSING, DRIVE
1	1 916 439	WICK, DRIVE END
8	1 906 987	BRUSH -4-
9	1 940 477	HOLDER, BRUSH GROUND -2-
10	1 950 546	HOLDER, BRUSH INSULATED -2-
11	1 945 620	SPRING, BRUSH -2-
12	1 945 923	PACKAGE, BRUSH SUPPORT -2-
13	1 930 694	LEAD, GROUND
14	1 942 245	LEVER ASSY, SHIFT
15	1 948 521	SPRING, LEVER
16		NOT USED IN APPLICATION

REF. NO.	PART NUMBER	DESCRIPTION	TC-175
----------	-------------	-------------	--------

CRANKING MOTOR -CONTINUED
-DIESEL HYDROSTATIC DRIVE TRACTORS-



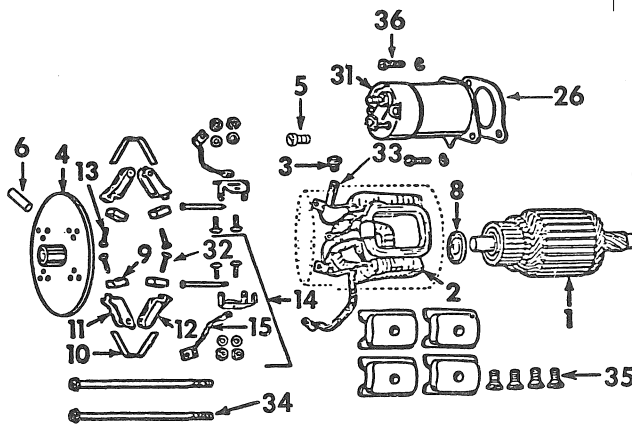
17	1 942 250	PLUNGER
18	1 115 510	SWITCH ASSY, SOLENOID
1	1 917 084	SCREW, SWITCH -4-
18	65 479 C1	SWITCH, SOLENOID
19	1 946 394	CONNECTOR, SWITCH
20	1 928 022	RING, PINION STOP RETAINER
21	1 928 021	COLLAR, PINION STOP
22		NOT USED IN THIS APPLICATION
23	805 258	NUT, TERMINAL STUD -5/32 IN. THICK-
24		NOT USED IN THIS APPLICATION
25	821 453	WASHER, BRAKE
26	950 029	WASHER, INSULATING TERMINAL STUD
27	805 790	WASHER, TERMINAL STUD PLAIN
27	9 421 425	WASHER, TERMINAL STUD LOCK
28	1 946 395	WASHER, SPACE
29	1 942 259	WASHER, PLUNGER BOOT
30	1 914 842	WASHER, COMMUTATOR END SPACE
31	122 077	BOLT, DRIVE HOUSING ATTACHING -4-
32	1 949 618	BOOT, PLUNGER
33	1 872 678	BUSHING, COMMUTATOR END
34	1 955 994	BUSHING, DRIVE END
35	1 933 999	BUSHING, LEVER HOUSING
36	1 938 376	RING, LEVER ATTACHING PIN SNAP

A-74596 G



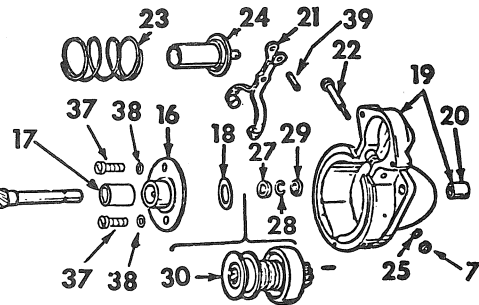
REF. NO.	PART NUMBER	DESCRIPTION	TC-175
----------	-------------	-------------	--------

CRANKING MOTOR -DELCO-REMY-
-DIESEL ENGINE TRACTORS-



REF. NO.	PART NUMBER	DESCRIPTION	TC-175
----------	-------------	-------------	--------

CRANKING MOTOR -DELCO-REMY- -CONTINUED
-DIESEL ENGINE TRACTORS-



CA-3423

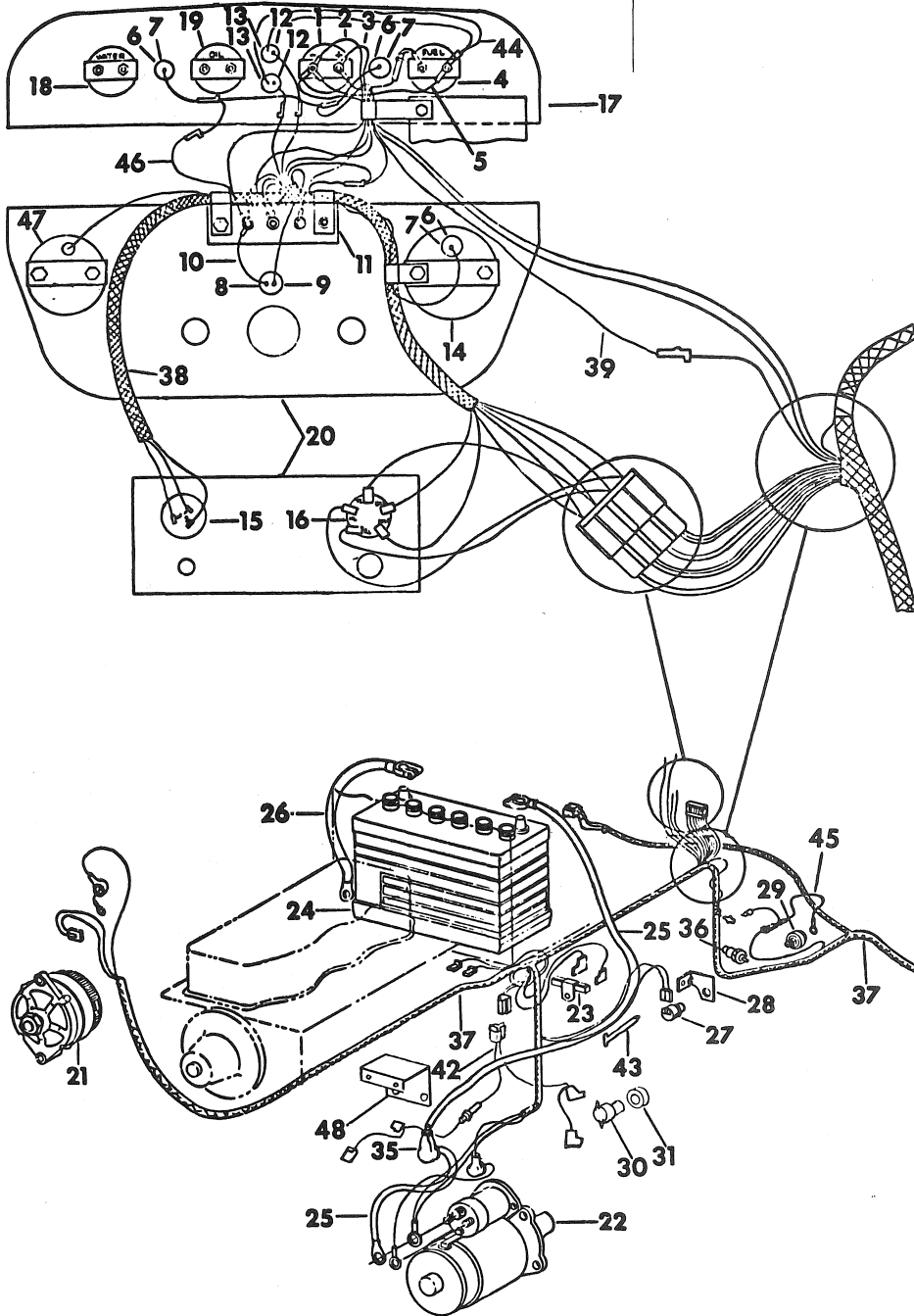
1	107 867	MOTOR ASSY, CRANKING -403 300 R92- 12 VOLT -403 300 R92-
1	1 960 866	ARMATURE
2	1 960 853	COIL ASSY, FIELD -4 COILS-
3	1 955 946	GROMMET -IN FIELD FRAME-
4	1 940 385	FRAME, COMMUTATOR END
5	9 427 815	SCREW, FIELD LEAD TO SWITCH
6	1 919 851	WICK COMMUTATOR END
7	1 926 640	NUT, SHIFT LEVER SCREW
8	1 914 842	WASHER, COMMUTATOR END BRAKE
9	1 946 434	BRUSH -4-
10	1 926 622	SPRING, BRUSH -4-
11	1 940 477	HOLDER, GROUND BRUSH -2-
12	1 926 618	HOLDER, INSULATED BRUSH -2-
13	1 959 514	SCREW, BRUSH GROUND ATTACHING -2-
14	1 928 015	PACKAGE, BRUSH HOLDER SUPPORT -2-
15	1 960 864	LEAD, BRUSH GROUND -2-
16	820 149	PLATE, CENTER BEARING
17	1 938 596	BUSHING, CENTER BEARING
18	821 453	WASHER, BRAKE -BETWEEN CENTER BRG & MOTOR DRIVE-
19	1 965 429 1 916 439	HOUSING, DRIVE WICK, DRIVE END
20	1 862 383	BUSHING, DRIVE END
21	1 951 567	LEVER, SHIFT
22	1 932 197	SCREW, SHIFT LEVER -USE WITH 1 108 344-
23	1 958 679	SPRING, PLUNGER RETURN

24	1 941 113	PLUNGER, SOLENOID SWITCH
25	1 970 988	WASHER, SHIFT LEVER STUD SEALING LOCK -2-
26	1 952 427	GASKET -BETWEEN SWITCH AND HOUSING-
27	1 928 021	COLLAR, DRIVE END PINION STOP
28	1 928 022	RING, DRIVE END PINION STOP RETAINER
29	1 928 023	COLLAR, DRIVE END THRUST
30	1 971 707	DRIVE, CLUTCH MOTOR
31	65 478 C1	SWITCH, SOLENOID -OPTIONAL WITH 1 114 356-
31	1 114 356	SWITCH, SOLENOID -OPTIONAL WITH 65 478 C1-
32	274 875	SCREW, BRUSH GROUND ATTACHING -2-
33	1 964 954	CONNECTOR, SWITCH
34	1 960 908	BOLT, THRU -2-
35	1 913 960	SCREW, POLE SHOE -8-
36	132 255	SCREW, SWITCH MOUNTING -2-
37	1 914 580	SCREW, CENTER BEARING ATTACHING -2-
38	1 962 276	WASHER, CENTER BEARING ATTACHING LOCK -2-
39	455 106	PIN, SHIFT LEVER ATTACHING



REF. NO.	PART NUMBER	DESCRIPTION	TC-175
----------	-------------	-------------	--------

BASIC TRACTOR WIRING
-GASOLINE ENGINE TRACTORS-



CA-3950



REF. NO.	PART NUMBER	DESCRIPTION	TC-175
----------	-------------	-------------	--------

BASIC TRACTOR WIRING -CONTINUED
-GASOLINE ENGINE TRACTORS-



REF. NO.	PART NUMBER	DESCRIPTION	TC-175
BASIC TRACTOR WIRING -CONTINUED -GASOLINE ENGINE TRACTORS-			
1		GAUGE ASSY, CHARGE INDICATOR -REFER TO INSTRUMENT PANEL AND GAUGES LISTING, SECTION 11-	
2	529 660 R1	CABLE ASSY, JUNCTION BLOCK TO CHARGE INDICATOR NEGATIVE TERMINAL	
3	529 661 R1	CABLE ASSY, JUNCTION BLOCK TO CHARGE INDICATOR POSITIVE TERMINAL	
4		GAUGE ASSY, FUEL -REFER TO INSTRUMENT PANEL AND GAUGES LISTING, SECTION 11-	
5	404 391 R1	CABLE ASSY, JUNCTION BLOCK TO FUEL GAUGE	
6	537 803 R1	SOCKET ASSY, INSTRUMENT LIGHT -3- -4 FOR HYDROSTATIC DRIVE TRACTORS-	
7	9 417 863	LAMP, NO. 1895 12-V TACHOMETER & GAUGES -3- -4 FOR HYDROSTATIC DRIVE TRACTORS-	
8		HOUSING ASSY, FUSE -REFER TO ENGINE CONTROLS AND SWITCHES LISTING-	
9	145 510	FUSE, CARTRIDGE TYPE AGC-1, 1-1/4 IN. LONG FUSE	
9	149 559	FUSE, CARTRIDGE TYPE AGA-1, 5/8 IN. LONG FUSE	
10	404 530 R1	CABLE ASSY, JUNCTION BLOCK TO FUSE	
11	378 336 R91 103 319 109 084 120 614 120 217	BLOCK ASSY, JUNCTION WASHER, 1/4 MED LOCK -2- NUT, 1/4-20 HEX. -2- NUT, 10-32 C-Z HEX. MACH SCREW -3- WASHER, 10 ZND MED LOCK -3-	
12	70 263 R1	PACKAGE, PARK BRAKE AND TRANS OIL -CONSISTS OF \$1 SOCKET 70 262 C1 \$1 TERMINAL 384 396 R1-	
13	9 417 863	LAMP, NO. 1895 12-V -2- PARKING BRAKE & TRANS. OIL PRESS WARNING LIGHT	
14		TACHOMETER -REFER TO INSTRUMENT PANEL AND GAUGES LISTING, SECTION 11-	
15		SWITCH ASSY, IGNITION KEY -REFER TO ENGINE CONTROLS AND SWITCHES LISTING-	
16		SWITCH ASSY, LIGHTING -REFER TO ENGINE CONTROLS AND SWITCHES LISTING-	
17		PANEL, INSTRUMENT FACE -REFER TO INSTRUMENT PANEL AND GAUGES LISTING, SECTION 11-	
18		INDICATOR ASSY, HEAT -REFER TO INSTRUMENT PANEL AND GAUGES LISTING, SECTION 11-	
19		GAUGE ASSY, OIL PRESSURE INDICATOR -REFER TO INSTRUMENT PANEL AND GAUGES LISTING, SECTION 11-	
20		PANEL ASSY, INSTRUMENT -REFER TO INSTRUMENT PANEL AND GAUGES LISTING, SECTION 11-	
21		ALTERNATOR-GENERATOR -FOR COMPONENTS, SEE LIST OF PARTS UNDER DETAILS OF ALTERNATOR GENERATOR-	



REF. NO.	PART NUMBER	DESCRIPTION	TC-175
BASIC TRACTOR WIRING -CONTINUED -GASOLINE ENGINE TRACTORS-			
22	1 108 394	MOTOR, CRANKING -DELCO REMY- -403 299 R91- -FOR COMPONENTS, SEE LIST OF PARTS UNDER DETAILS OF CRANKING MOTOR-	
	179 839	SCREW, 3/8-16 X 1 HEX-HD CAP -3-	
	103 321	WASHER, 3/8 MED LOCK -3-	
	124 829	NUT, 3/8-16 C-Z HEX. JAM	
	120 381	WASHER, 3/8 C-Z LIGHT LOCK	
	120 622	NUT, 8-32 C-Z HEX. MACH SCREW	
	121 841	WASHER, NO. 8 C-Z MED LOCK -2-	
23	548 239 R2	DIODE ASSY	
24	538 976 R1	BATTERY, PRESTOLITE 2226X -12 VOLT-	
25	529 662 R1	CABLE ASSY, BATTERY TO SOLENOID SWITCH	
26	529 663 R1	CABLE ASSY, BATTERY TO GROUND	
	103 343	WASHER, 17/32 X 1-1/16 X .074	
27	382 728 R91	SWITCH ASSY, NEUTRAL STARTING	
27	532 682 R1	SWITCH ASSY, NEUTRAL STARTING -FOR HYDROSTATIC DRIVE TRACTORS-	
28	533 859 R1	BRACKET, NEUTRAL SAFETY SWITCH	
	179 835	SCREW, 3/8-16 X 5/8 HEX-HD CAP	
	103 321	WASHER, 3/8 MED LOCK	
	179 851	SCREW, 3/8-16 X 3 HEX. -2- -FOR HYDROSTATIC DRIVE TRACTORS-	
29	529 796 R1	SWITCH ASSY, OIL PRESSURE -FOR HYDROSTATIC DRIVE TRACTORS-	
29	392 249 R92	SWITCH ASSY, TRANSMISSION OIL PRESSURE -FOR TRACTORS W/FORWARD AND REVERSE ATT.-	
30	534 351 R1	COVER, WARNING LIGHT SWITCH -3-	
31	529 461 R91	SWITCH ASSY, PARK BRAKE WARNING LIGHT -3-	
32	394 132 R91	FLASHER, WARNING LIGHT	
33	394 133 R1	BRACKET, FLASHER MOUNTING	
34	394 134 R1	ABSORBER, FLASHER MOUNTING	
35	399 470 R1	INSULATOR, TERMINAL COVER BOOT	
36	65 425 C1	SWITCH ASSY, OIL TEMPERATURE	
	120 614	NUT, 10-32 C-Z HEX.	
	120 217	WASHER, NO. 10 ZND REG LOCK	
37	65 025 C2	HARNESS ASSY, MAIN CABLE	
38	529 659 R2	HARNESS ASSY, PANEL CABLE -CONSIST OF REF NO. 9-	
39	404 531 R1	CABLE, JUNCTION	
40	66 064 C1	HARNESS ASSY, COMBINATION LIGHT EXTENSION -USED W/PROTECTIVE FRAME-	
41	405 229 R1	CABLE ASSY, PARKING BRAKE GROUND	
42	66 483 C91 117 142	CABLE ASSY, STOP LIGHT SWITCH FUSE, TYPE AGC 10 AMP	
43	306 132 C1	STRAP, LOCK	
44	384 396 R1	TERMINAL, OIL PRESSURE TEMPERATURE -FOR HYDROSTATIC DRIVE TRACTORS-	
45	534 820 R2	CABLE ASSY -FOR HYDROSTATIC DRIVE TRACTORS-	
46	534 821 R1	CABLE ASSY	
47		SPEEDOMETER -FOR HYDROSTATIC DRIVE TRACTORS- -REFER TO INSTRUMENT PANEL AND GAUGES LISTING, SECTION 11- -FOR HYDROSTATIC DRIVE TRACTORS-	
48	66 482 C1 180 318 120 380 120 375	BRACKET, STOP LIGHT SWITCH SCREW, 1/4-20 X 5/8 ZND HEX. -3- WASHER, 1-1/4-20 MED LOCK -3- NUT, 1/4-20 HEX. -3-	
49	529 664 R1	HARNESS ASSY, FENDER CABLE	



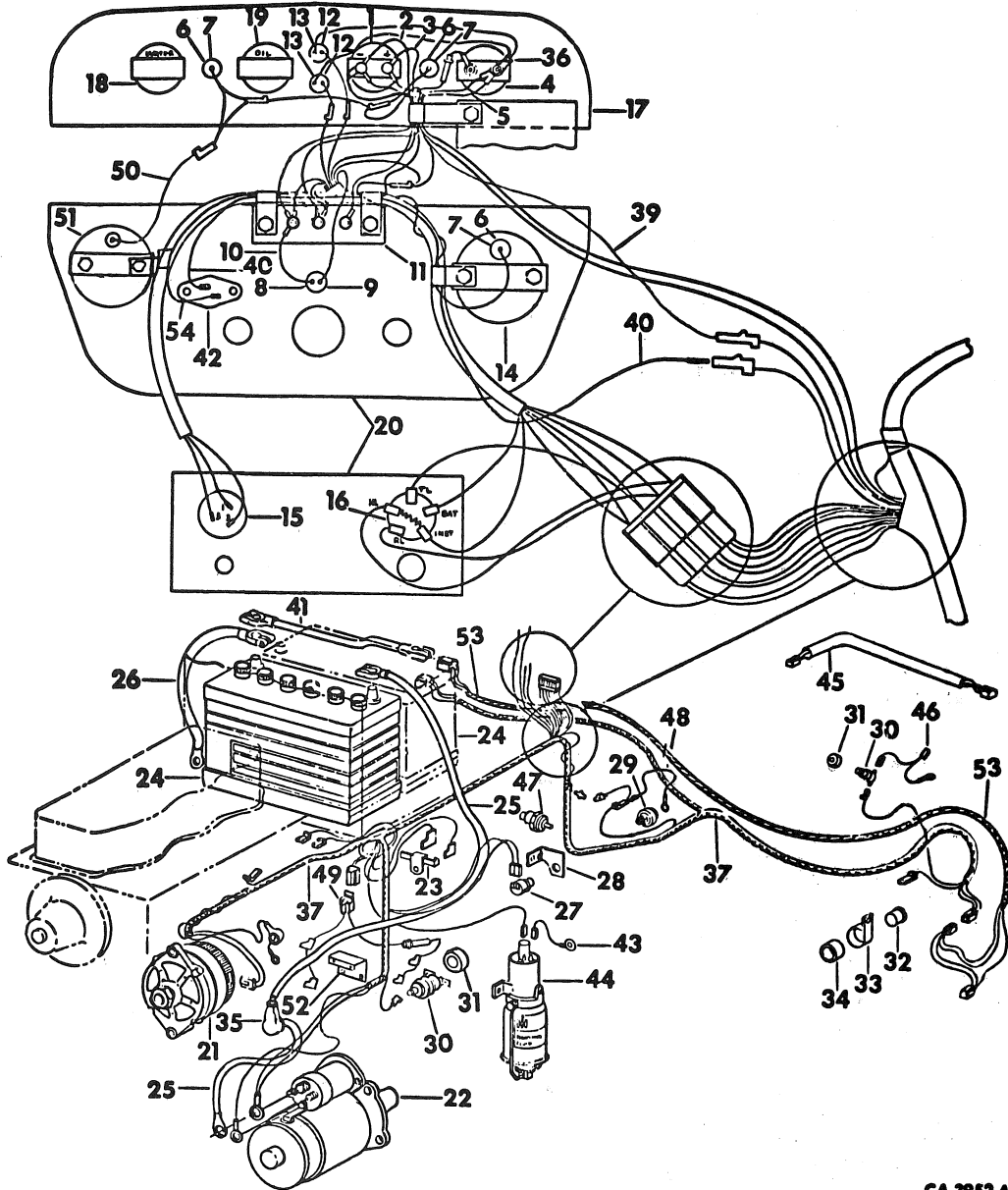
REF. NO.	PART NUMBER	DESCRIPTION	TC-175
----------	-------------	-------------	--------

BASIC TRACTOR WIRING
-DIESEL ENGINE TRACTORS-



REF. NO.	PART NUMBER	DESCRIPTION	TC-175
----------	-------------	-------------	--------

BASIC TRACTOR WIRING -CONTINUED
-DIESEL ENGINE TRACTORS-



CA-3952A



REF. NO.	PART NUMBER	DESCRIPTION	TC-175
		BASIC TRACTOR WIRING -CONTINUED -DIESEL ENGINE TRACTORS-	
1		GAUGE ASSY, CHARGE INDICATOR -REFER TO INSTRUMENT PANEL AND GAUGES LISTING, SECTION 11-	
2	529 660 R1	CABLE ASSY, JUNCTION BLOCK TO CHARGE INDICATOR NEGATIVE TERMINAL	
3	529 661 R1	CABLE ASSY, JUNCTION BLOCK TO CHARGE INDICATOR POSITIVE TERMINAL	
4		GAUGE ASSY, FUEL -REFER TO INSTRUMENT PANEL AND GAUGES LISTING, SECTION 11-	
5	404 391 R1	CABLE ASSY, JUNCTION BLOCK TO FUEL GAUGE	
6	537 803 R1	SOCKET ASSY, INSTRUMENT LIGHT -3- -4 FOR HYDROSTATIC DRIVE TRACTORS-	
7	9 417 863	LAMP, NO. 1895 12-V -3- -4 FOR HYDROSTATIC DRIVE TRACTORS-	
8		HOUSING ASSY, FUSE -REFER TO ENGINE CONTROLS AND SWITCHES LISTING-	
9	145 510	FUSE, CARTRIDGE TYPE AGC-1, 1-1/4 IN. LONG FUSE	
9	149 559	FUSE, CARTRIDGE TYPE AGA-1, 5/8 IN. LONG FUSE	
10	404 530 R1	CABLE ASSY, JUNCTION BLOCK TO FUSE	
11	378 336 R91 103 319 109 084 120 614 120 217	BLOCK ASSY, JUNCTION WASHER, 1/4 MED LOCK -2- NUT, 1/4-20 HEX. -2- NUT, 10-32 C-Z HEX. MACH SCREW -3- WASHER, 10 ZND MED LOCK -3-	
12	70 263 C91	PACKAGE, PARK BRAKE AND TRANS -CONSISTS OF \$1 SOCKET 70 262 C1 \$1 TERMINAL 384 396 R1-	
13	9 417 863	LAMP, NO. 1895 12-V -2- -2 FOR HYDROSTATIC DRIVE TRACTORS-	
14		TACHOMETER -REFER TO INSTRUMENT PANEL AND GAUGES LISTING, SECTION 11-	
15		SWITCH ASSY, IGNITION KEY -REFER TO ENGINE CONTROLS AND SWITCHES LISTING-	
16		SWITCH ASSY, LIGHTING -REFER TO ENGINE CONTROLS AND SWITCHES LISTING-	
17		PANEL, INSTRUMENT FACE -REFER TO INSTRUMENT PANEL AND GAUGES LISTING, SECTION 11-	
18		INDICATOR ASSY, HEAT -REFER TO INSTRUMENT PANEL AND GAUGES LISTING, SECTION 11-	
19		GAUGE ASSY, OIL PRESSURE INDICATOR -REFER TO INSTRUMENT PANEL AND GAUGES LISTING, SECTION 11-	
20		PANEL ASSY, INSTRUMENT -REFER TO INSTRUMENT PANEL AND GAUGES LISTING, SECTION 11-	
21		ALTERNATOR-GENERATOR -FOR COMPONENTS, SEE LIST OF PARTS UNDER DETAILS OF ALTERNATOR GENERATOR-	



REF. NO.	PART NUMBER	DESCRIPTION	TC-175
		BASIC TRACTOR WIRING -CONTINUED -DIESEL ENGINE TRACTORS-	
22	1 107 867	MOTOR, CRANKING -DELCO REMY- -403 300 R92- -FOR COMPONENTS, SEE LIST OF PARTS UNDER DETAILS OF CRANKING MOTOR-	
	120 622	NUT, 8-32 ZND HEX. MACH	
	121 841	WASHER, NO. 8 ZND MED LOCK	
	179 840	SCREW, 3/8-16 X 1-1/8 HEX-HD CAP -3	
	103 321	WASHER, 3/8 MED LOCK -3-	
	124 829	NUT, 3/8-16 C-Z HEX. JAM	
	120 381	WASHER, 3/8 C-Z LIGHT LOCK	
	120 614	NUT, 1/32 C-Z HEX.	
	120 217	WASHER, NO. 10 C-Z MED LOCK	
22	1 113 690	MOTOR, CRANKING -DELCO REMY- -FOR HYDROSTATIC DRIVE TRACTORS-	
23	534 784 R1 17 403 R1 103 319 109 084	RESISTOR SCREW, 1/4-20 X 1/2 HEX-HD CAP WASHER, 1/4 MED LOCK NUT, 1/4-20 HEX.	
24	537 532 R1	BATTERY, PRESTOLITE 1266X - 6 VOLT -2- -TRACTORS WITH HEAVY DUTY BATTERY-	
24	65 247 C1	BATTERY, PRESTOLITE 3016X - 12 VOLT	
25	529 662 R1	CABLE ASSY, BATTERY TO SOLENOID SWITCH	
26	529 663 R1 103 343	CABLE ASSY, BATTERY TO GROUND WASHER, 17/32 X 1-1/16 X .074	
27	382 728 R91	SWITCH ASSY, NEUTRAL STARTING	
27	532 682 R1	SWITCH ASSY, NEUTRAL STARTING -FOR HYDROSTATIC DRIVE TRACTORS-	
28	533 859 R1 179 835 103 321	BRACKET, NEUTRAL SAFETY SWITCH SCREW, 3/8-16 X 5/8 HEX-HD CAP WASHER, 3/8 MED LOCK	
29	529 796 R1	SWITCH ASSY, OIL PRESSURE -FOR HYDROSTATIC DRIVE TRACTORS-	
30	529 461 R91	SWITCH ASSY, PARK BRAKE WARNING LIGHT -3-	
31	534 351 R1	COVER, WARNING LIGHT SWITCH -3-	
32	394 132 R91	FLASHER, WARNING LIGHT	
33	394 133 R1	BRACKET, FLASHER MOUNTING	
34	394 134 R1	ABSORBER, FLASHER MOUNTING	
35	399 470 R1	INSULATOR, TERMINAL COVER BOOT	
36	384 396 R1	TERMINAL, OIL PRESSURE AND TEMPERATURE SWITCH -FOR HYDROSTATIC DRIVE TRACTORS-	
37	65 026 C2	HARNESS ASSY, MAIN CABLE	
38	529 659 R2	HARNESS ASSY, PANEL CABLE -CONSIST OF REF NO. 9-	
39	404 531 R1	CABLE, JUNCTION	
40	66 219 C1	CABLE, JUNCTION BLOCK TO ETHER SWITCH	
41	370 394 R91	CABLE ASSY, BATTERY TO BATTERY -TRACTORS WITH HEAVY DUTY BATTERY-	
42	397 940 R93 436 730	SWITCH ASSY, ETHER PUSH BUTTON SCREW, 10-24 X 3/8 C-Z SLT-PAN-HD MACH -2-	
	120 361	NUT, 10-24 ZN HEX. MACH SCREW -2-	
43	405 227 R1	CABLE, ETHER SOLENOID TO GROUND	
44		SOLENOID ASSY, ETHER INJECTION -REFER TO ETHER STARTING LISTING, SECTION 12-	



REF. NO.	PART NUMBER	DESCRIPTION	TC-175
		BASIC TRACTOR WIRING -CONTINUED -DIESEL ENGINE TRACTORS-	
45	66 064 C1	HARNESS ASSY, COMBINATION LIGHT EXTENSION -USED W/PROTECTIVE FRAME-	
46	405 229 R1	CABLE ASSY, PARKING BRAKE GROUND	
47	65 425 C1	SWITCH ASSY, OIL TEMPERATURE -FOR HYDROSTATIC DRIVE TRACTORS-	
	120 614	NUT, 10-32 C-Z HEX.	
	120 217	WASHER, NO. 10 ZND REG LOCK	
48	534 820 R2	CABLE ASSY, WARNING LIGHT JUNCTION -FOR HYDROSTATIC DRIVE TRACTORS-	
49	66 483 C91 117 142	CABLE ASSY, STOPLIGHT SWITCH FUSE, TYPE AGC 10 AMP	
50	534 821 R1	CABLE ASSY, INSTRUMENT LIGHT JUNCTION -FOR HYDROSTATIC DRIVE TRACTORS-	
51		SPEEDOMETER -REFER TO INSTRUMENT PANEL AND GAUGES LISTING, SECTION 11- -FOR HYDROSTATIC DRIVE TRACTORS-	
52	66 482 C1 180 318 120 380 120 375	BRACKET, STOP LIGHT SWITCH SCREW, 1/4-20 X 5/8 ZND HEX. -3- WASHER, 1/4-20 MED LOCK -3- NUT, 1/4-20 HEX. -3-	
53	529 664 R1	HARNESS ASSY, FENDER CABLE	
54	66 220 C1	CABLE ASSY, ETHER SWITCH TO FUEL GAGE	

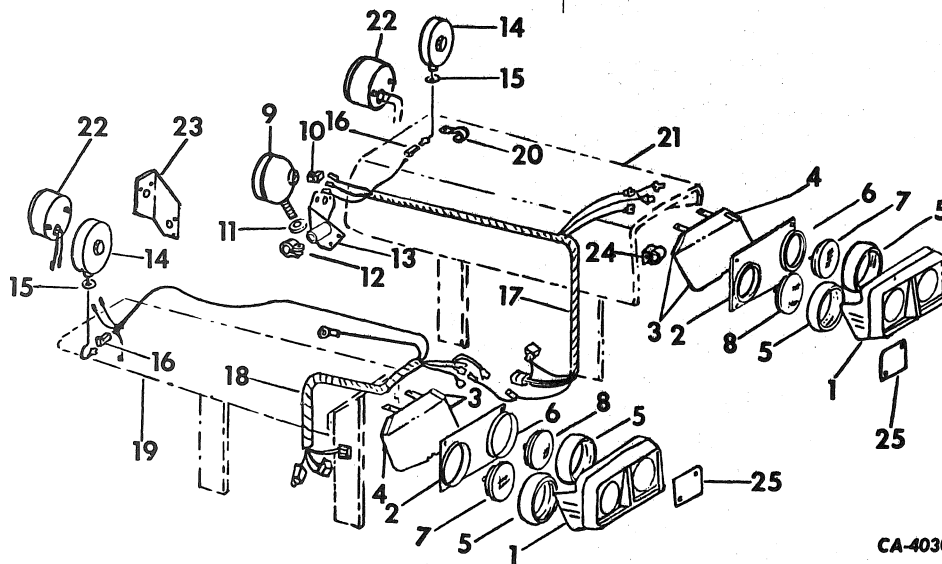


REF. NO.	PART NUMBER	DESCRIPTION	TC-175



REF. NO.	PART NUMBER	DESCRIPTION	TC-175
DELUXE FENDER WIRING			
1	529 811 R1 125 678	HOUSING, HEAD LIGHT -2- SCREW, 5/16-18 X 5/8 SLT-TRUSS-HD MACH -8-	
	120 214	WASHER, 5/16 C-Z MED LOCK -4-	
	120 376	NUT, 5/16-18 C-Z HEX. -4-	
	411 597 R1	NUT, 5/16-18 ZN NYLON INSERT HEX -4-	
2	532 036 R1	COVER, HEADLAMP REAR -2-	
3	539 229 R1	SHIELD ASSY, HEADLIGHT LH	
3	529 230 R1	SHIELD ASSY, HEADLIGHT RH	
4	529 815 R1 21 504 R1	MOULDING -2- SCREW, 1/4-28 X 3/8 C-Z HEX-WASHER-HD TAP -4-	
5	529 674 R1	RETAINER, FENDER HEAD LIGHT -4- -2 USED FOR LOADER TRACTORS-	
6	377 305 R1 153 326	RING, HEAD LIGHT CLAMPING -4- -2 USED FOR LOADER TRACTORS- SCREW, 10-24 X 1-1/2 CR-REC-RD-HD -8- -4 USED FOR CARBURETED TRACTORS-	
7	373 662 R91	UNIT ASSY, HEAD LIGHT SEALED BEAM -2- LAMP, NO. 1156 -12 VOLT	
8	390 756 R91	UNIT ASSY, FLOOD SEALED BEAM -2- -TRACTORS W/O LOADER-	
9	376 849 R91 102 637 103 323	LIGHT ASSY, SEALED BEAM COMBINATION -ONLY SERVICEABLE ITEMS ARE BULB 455 490 AND LAMP 371 461 R91- NUT, 1/2-13 HEX. WASHER, 1/2 MED LOCK	
10	387 311 R1	CONNECTOR, WORK LAMP	
11	365 503 R1	SPACER, COMBINATION REAR AND TAIL LIGHT	
12	350 920 R1	CLAMP, COMBINATION REAR AND TAIL LIGHT	

REF. NO.	PART NUMBER	DESCRIPTION	TC-175
DELUXE FENDER WIRING -CONTINUED			
13	66 492 C1 180 120	BRACKET ASSY, TAIL & FLASHER LIGHT LH SCREW, 3/8-16 X 3/4 C-Z HEX-HD CAP -2-	
	120 382	WASHER, 3/8 C-Z MED LOCK -2-	
	120 377	NUT, 3/8-16 C-Z HEX. -2-	
14	67 538 C91	LIGHT ASSY, FLASHING WARNING -2- -ONLY SERVICEABLE ITEMS ARE LAMP 9 417 866, AMBER LENS 537 012 R1, RED LENS 537 011 R1, TWO GASKETS 537 010 R1 AND EIGHT SCREWS 159 578-	
15	81 714 R1 120 371 135 629	GASKET -2- NUT, 1/2-20 C-Z HEX. -2- WASHER, 1/2 C-Z EXT-TOOTH LOCK -2-	
16	376 749 R1	CONNECTOR, FLASHING WARNING LIGHT -6-	
17	66 490 C2	HARNASS ASSY, LH FENDER	
18	66 491 C1	HARNASS ASSY, RH FENDER	
19		FENDER ASSY, RH -REFER TO REAR FENDERS LISTING, SECTION 13-	
20	358 986 R1	CLIP, FLASHING WARNING LIGHT CABLE	
21		FENDER ASSY, LH -REFER TO REAR FENDERS LISTING, SECTION 13-	
	144 227	GROMMET, FENDER CABLES -4-	
22	967 696 R92	LIGHT ASSY, COMB. STOP AND TAIL -2- -CONSISTS OF 2 LENS 157 729 R1 2 BULB 9 417 867- WASHER, 1/4-20 MED LOCK -4- NUT, 1/4-20 HEX. -4-	
	120 380		
	120 375		

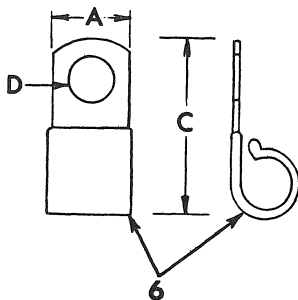
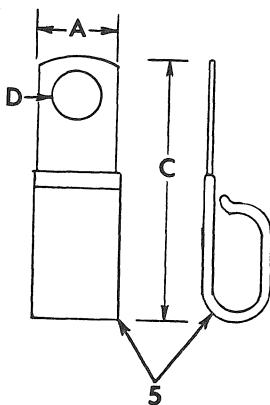
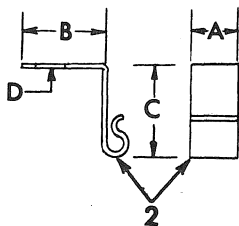
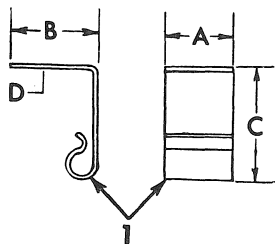


CA-4030



REF. NO.	PART NUMBER	DESCRIPTION	TC-175
----------	-------------	-------------	--------

CLIPS



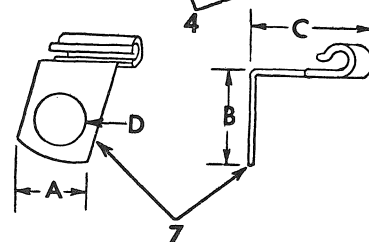
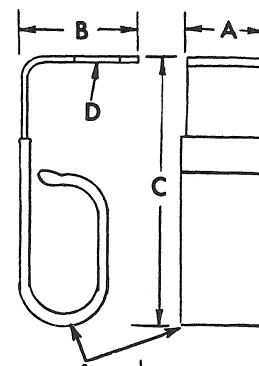
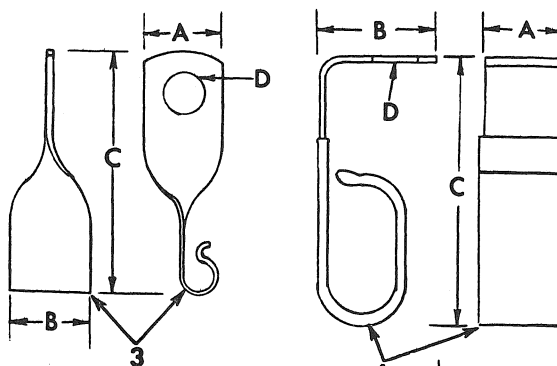
CA-809

A B C D

1	370 383 R1	-I-	3/4	15/16	1-7/8	15/32
2		NOT USED IN THIS APPLICATION				
3	363 660 R1	-I-	3/4	3/4	2-5/8	13/32
4		NOT USED IN THIS APPLICATION				
5	362 666 R1	-I-	3/4		2-1/2	15/32
5	400 505 R1	-I-	3/4		2-1/4	17/32
6	362 120 R1	-I-	3/4		1-9/16	13/32
6	384 557 R1	-I-	3/4		1-5/8	9/32
6	362 123 R1	-I-	3/4		5-1/8	15/32
6	384 559 R1	-I-	3/4		2-9/16	13/32
6	362 126 R1	-I-	3/4		3-5/8	13/32
6	366 460 R1	-I-	3/4		1-1/4	13/32
6	358 986 R1	-I-	1		1-15/16	17/32
6	362 121 R1	-I-	3/4		1-3/8	9/16
	179 837	SCREW, 3/8-16 X 3/4 HEX-HD CAP				
	103 321	WASHER, 3/8 MED LOCK				
	102 635	NUT, 3/8-16 HEX.				
	179 833	SCREW, 3/8-16 X 1/2 HEX.				
	174 404 R1	SCREW, 5/16-18 X 1/2 HEX.				
7	384 556 R1	-I-	3/4	1	1-61-64	15/32
	103 320	WASHER, 5/16 MED LOCK				

REF. NO.	PART NUMBER	DESCRIPTION	TC-175
----------	-------------	-------------	--------

CLIPS -CONTINUED

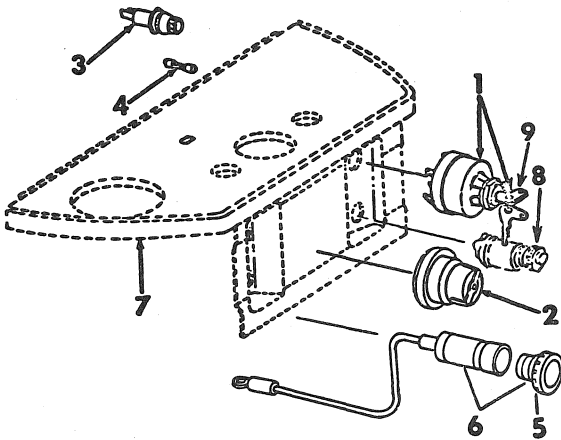


-I- Insulated
-P- Plain

A B C D

REF. NO.	PART NUMBER	DESCRIPTION	TC-175
----------	-------------	-------------	--------

ENGINE CONTROLS AND SWITCHES

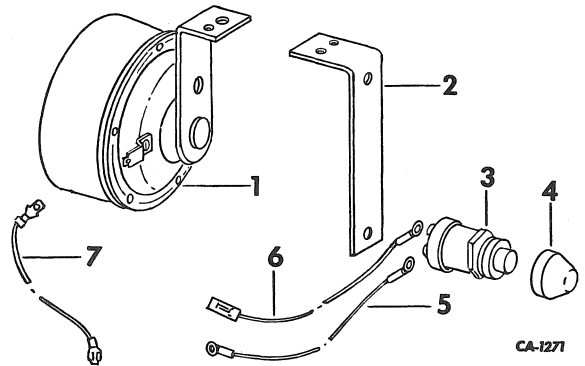


CA-1078B

- | | | |
|---|--------------|---|
| 1 | 529 800 R91 | SWITCH, IGNITION |
| | 534 211 R1 | WASHER, SPRING |
| 2 | 376 851 R92 | SWITCH ASSY, LIGHTING |
| 3 | 376 852 R91 | HOUSING, FUSE |
| 4 | 432 644 | FUSE, CARTRIDGE SFE-20 |
| 5 | 378 781 R91 | UNIT, POPOUT |
| 6 | 378 338 R91 | PARTS ACCESSORY, CIGARETTE LIGHTER |
| 7 | | PANEL ASSY, INSTRUMENT
-REFER TO INSTRUMENT PANEL AND
GAUGES LISTING, SECTION 11- |
| 8 | | SWITCH ASSY, HORN
-REFER TO HORN LISTING- |
| 9 | 3 110 259 R1 | KEY, IGNITION -2- |
| | 371 486 R1 | NUT, 5/8-32 HEX. |

REF. NO.	PART NUMBER	DESCRIPTION	TC-175
----------	-------------	-------------	--------

HORN



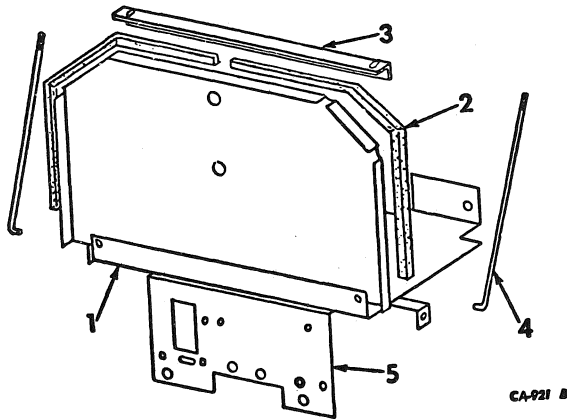
CA-1271

- | | | |
|---|-------------|--|
| 1 | 9 000 239 | HORN ASSY, ELECTRIC -166 166 R91- |
| | 179 814 | SCREW, 5/16-18 X 5/8 HEX-HD CAP |
| | 102 634 | NUT, 5/16-18 |
| | 103 320 | WASHER, 5/16 MED LOCK |
| 2 | 529 601 R1 | BRACKET, HORN MOUNTING |
| | 109 084 | NUT, 1/4-28 HEX. -2- |
| | 103 319 | WASHER, 1/4 MED LOCK -2- |
| | 179 791 | SCREW, 1/4-20 X 1/2 HEX-HD CAP -2- |
| 3 | 393 209 R91 | SWITCH ASSY, HORN |
| 4 | 371 487 R1 | CAP, DUST |
| 5 | 404 391 R1 | CABLE ASSY, HORN SWITCH TO JUNCTION
BLOCK |
| 6 | 405 221 R1 | CABLE ASSY, HORN SWITCH TO HARNESS
JUNCTION |
| 7 | 377 422 R91 | CABLE ASSY, HARNESS JUNCTION TO HORN |



REF. NO.	PART NUMBER	DESCRIPTION	TC-175
----------	-------------	-------------	--------

**BATTERY TRAY
-GASOLINE ENGINE TRACTORS-**

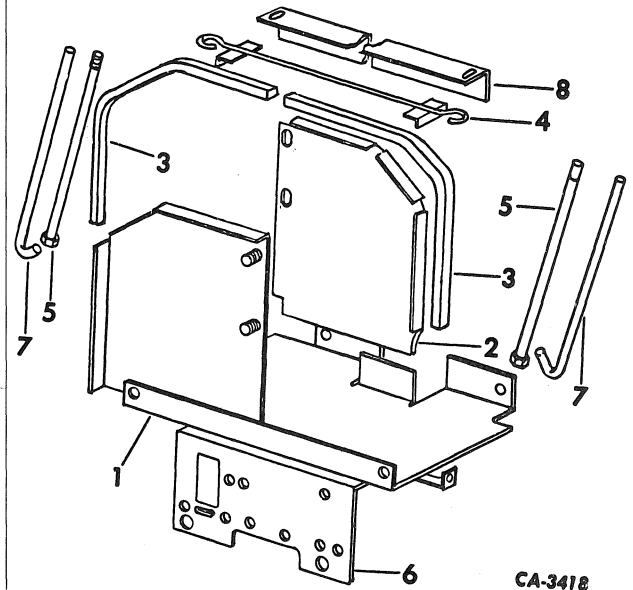


- | | | |
|---|------------|--------------------------------------|
| 1 | 536 334 R2 | TRAY ASSY, BATTERY |
| | 180 122 | SCREW, 3/8-16 X 1 HEX-HD CAP -2- |
| | 120 382 | WASHER, 3/8 MED LOCK -2- |
| | 120 377 | NUT, 3/8-16 HEX. -2- |
| | 103 319 | WASHER, 1/4 MED LOCK |
| | 109 084 | NUT, 1/4-20 HEX. |
| | 103 321 | WASHER, 3/8 MED LOCK |
| | 102 635 | NUT, 3/8-16 HEX. |
| | 20 893 R1 | WASHER, 11/32 X 1 X .120 -2- |
| | 120 214 | WASHER, 5/16 MED LOCK -2- |
| | 102 376 | NUT, 5/16-18 HEX. -2- |
| 2 | 394 788 R1 | GASKET, BATTERY HEAT SHIELD -2- |
| 3 | 527 603 R1 | BRACKET, BATTERY HOLD DOWN |
| 4 | 527 605 R2 | ROD, BATTERY HOLD DOWN -2- |
| | 120 393 | WASHER, 11/32 X 11/16 X .051 C-Z -2- |
| | 142 745 | NUT, 5/16-18 C-Z WING -2- |
| 5 | 527 609 R3 | SUPPDRT |



REF. NO.	PART NUMBER	DESCRIPTION	TC-175
----------	-------------	-------------	--------

**BATTERY TRAY
-DIESEL ENGINE TRACTORS-**



- | | | |
|---|------------|--|
| 1 | 536 335 R2 | TRAY ASSY, BATTERY |
| | 180 122 | SCREW, 3/8-16 X 1 HEX-HD CAP -2- |
| | 120 382 | WASHER, 3/8 MED LOCK -2- |
| | 120 377 | NUT, 3/8-16 HEX. -2- |
| | 103 319 | WASHER, 1/4 MED LOCK |
| | 109 084 | NUT, 1/4-20 HEX. |
| | 103 321 | WASHER, 3/8 MED LOCK |
| | 102 635 | NUT, 3/8-16 HEX. |
| | 120 392 | WASHER, 9/32 X 5/8 X .051 C-Z -2- |
| | 121 637 | WASHER, 1/4 C-Z LT LOCK -2- |
| | 120 375 | NUT, 1/4-20 C-Z HEX. -2- |
| | 20 893 R1 | WASHER, 11/32 X 1 X .120 -2- |
| | 120 214 | WASHER, 5/16 MED LOCK -2- |
| | 102 376 | NUT, 5/16-18 HEX. -2- |
| 2 | 527 602 R1 | SHIELD, BATTERY LH HEAT |
| 3 | 394 788 R1 | GASKET, BATTERY HEAT SHIELD -2- |
| 4 | 67 845 C1 | BRACKET ASSY, BATTERY HOLD DOWN
-TRACTORS WITH HEAVY DUTY BATTERY-
-FOR HYDROSTATIC DRIVE TRACTORS- |
| 5 | 21 080 R1 | BOLT, 5/16-18 X 9-1/2 SQ-NK CRG -2-
-TRACTORS WITH HEAVY DUTY BATTERY-
-FOR DIESEL ENGINE TRACTORS ONLY- |
| | 120 393 | WASHER, 11/32 X 11/16 X .051 C-Z -2- |
| | 142 745 | NUT, 5/16-18 C-Z WING -2- |
| 6 | 527 609 R3 | SUPPORT |
| 7 | 527 605 R2 | ROD, BATTERY HOLD DOWN -2-
-FOR DIESEL ENGINE TRACTORS ONLY-
WASHER, 11/32 X 11/16 X .051 C-Z -2-
120 393
142 745
NUT, 5/16-18 C-Z WING -2- |
| 8 | 527 604 R1 | BRACKET, BATTERY HOLD
-FOR DIESEL ENGINE TRACTORS ONLY- |



REF. NO.	PART NUMBER	DESCRIPTION	TC-175
----------	-------------	-------------	--------

REF. NO.	PART NUMBER	DESCRIPTION	TC-175
----------	-------------	-------------	--------



REF. NO.	PART NUMBER	DESCRIPTION	REF. NO.	PART NUMBER	DESCRIPTION
		TC-175			TC-175

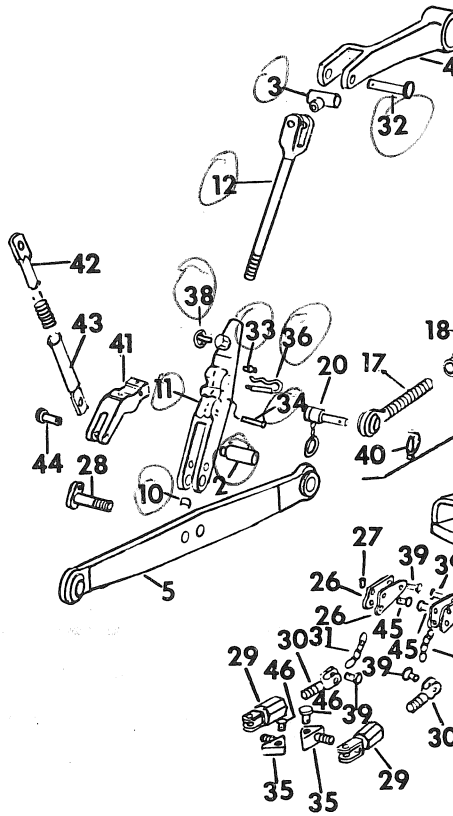
**FOR INDEX TO UNITS REFER TO
INTRODUCTION PAGE III**

FRAME 9



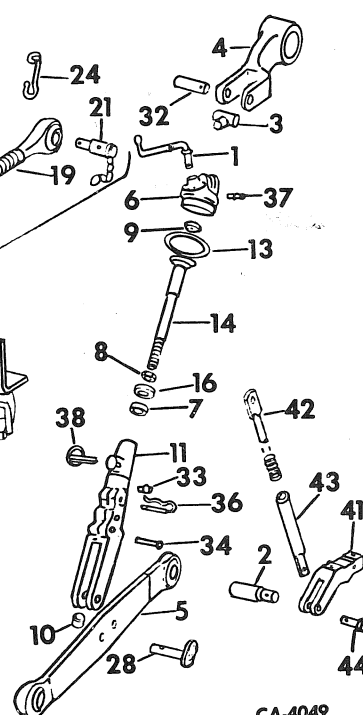
REF. NO.	PART NUMBER	DESCRIPTION	TC-175
----------	-------------	-------------	--------

THREE POINT HITCH



REF. NO.	PART NUMBER	DESCRIPTION	TC-175
----------	-------------	-------------	--------

THREE POINT HITCH -CONTINUED



CA-4049

ATTACHMENT, THREE-POINT HITCH
 -402 632 R92-
 -TRACTORS EQUIPPED W/DRAFT CONTROL
 AND FIXED LOWER LINKS-
 -CONSISTS OF REF NOS 1 THRU 40-

ATTACHMENT, THREE POINT HITCH
 STABILIZER -529 340 R91-
 -CONSISTS OF REF NOS 41 THRU 44-
 -WHEN THIS ATTACHMENT IS APPLIED
 IN THE FIELD ON TRACTORS EQUIPPED
 W/UNDERSLUNG EXHAUST ATTACHMENT
 THE FOLLOWING- PARTS MUST ALSO
 BE ORDERED FOR MOUNTING TAIL PIPE
 REAR SUPPORT
 1 SCREW 191 249
 1 SPACER 364 811 R1
 1 WASHER 120 382
 1 NUT 120 377-

1	527 943 R1	HANDLE, LIFT RH LINK LEVELING SCREW
3	072 424 R1	CLIP, LEVELING SCREW HANDLE
2	67 829 C1	PIN, LOWER LINK -2-
	538 406 R1	PIN, QUICK ATTACHABLE COT. -2-
3	704 207 R3	SWIVEL, LEVELING SCREW -2-
3	069 069 R1	PIN, 5/8 X 3-3/4 HARDENED
	103 407	PIN, 3/16 X 1 COT. -2-
3	044 309 R1	PIN, 5/8 X 3-3/8 HD

4	402 634 R2	ARM, ROCKSHAFT -2-
5	66 248 C1	LINK ASSY, LOWER -2-
6	3 072 422 R2	HOUSING, LEVELING SCREW
7	3 069 064 R1	BEARING, LEVELING SCREW
8	3 105 187 R1	COLLAR, LIFT RH LINK LEVELING SCREW BRG
9	3 069 063 R1	GEAR, PINION
	142 506	PIN, 3/16 X 3/4 GROOVE
10	527 937 R1	NUT, LIFT LH AND RH LINK YOKE ROD ADJ -2-
11	402 635 R3	HOUSING, LIFT LH LINK YOKE
11	402 635 R3	HOUSING, LIFT RH LINK YOKE
12	527 940 R91	YOKE ASSY, LIFT LH LINK
	575 814 R1	WASHER, 25/32 X 2 X .120 -4-
	617 937 R1	PIN, 1/4 X 7/8 HV COILED SPRING
13	3 069 065 R1	NUT, LEVELING SCREW BRG
14	69 992 C91	SCREW ASSY, LEVELING -OPTIONAL W/69 986 C1-
14	69 986 C1	SCREW ASSY, LEVELING -OPTIONAL W/69 992 C91-



REF. NO.	PART NUMBER	DESCRIPTION	TC-175
THREE POINT HITCH -CONTINUED			
15	403 025 R91 271 558 19 904	SUPPORT ASSY, SWINGING DRAWBAR SCREW, 5/8-11 X 1-1/2 HEX-HD CAP -5- PIN, 1/2 X 1 DOWEL -2-	
16	3 044 346 R91	BEARING, LEVELING SCREW	
17	527 996 R1	SCREW ASSY, RH THD UPPER	
18	528 003 R1 272 139 R1	TURNBUCKLE NUT, 1-1/8-7 UNC HEX.	
19	527 994 R1	SCREW ASSY, LH THD UPPER	
20	528 081 R1	PIN ASSY, UPPER LINK CAT I	
21	528 084 R1 530 049 R1	PIN ASSY, UPPER LINK CAT II PIN, QUICK ATTACHMENT COT.	
22	3 048 296 R1	KNOB, TURNBUCKLE ROD -2-	
23	65 598 C1 103 343 103 373	ROD ASSY, TURNBUCKLE WASHER, 17/32 X 1-1/16 X .074 PLAIN PIN, 3/32 X 3/4 COT.	
24	530 050 R3 23 042 R1 391 047 R1 70 747 C1 70 748 C1	CLIP, UPPER LINK STORAGE WASHER, 17/32 X 1 X .030 C-Z FLAT BOLT, SHOULDER BAR U-BOLT, 5/16-18 -USED ON ROLLOVER PROTECTIVE STRUCTURE-	
	120 393 120 214 120 376	WASHER, .344 X .688 X .065 THK -2- WASHER, 5/16 MED LOCK -2- NUT, 5/16-18 HEX. -2-	
25	528 079 R91	LINK ASSY, UPPER -CONSISTS OF REF NOS. 17, 18, 19, 20, 21, 22, 23 AND 40-	
26	403 036 R1 108 630	STRAP, CHAIN SHACKLE -4- PIN, 1/8 X 7/8 COT. -4-	
27	460 047 R1	PIN, QUICK ATTACHABLE COT. -2-	
28	527 952 R1 17 161 R1 103 408	PIN ASSY, LIFT LINK PIVOT -2- NUT, 3/4-10 NYLON INSERT HEX. -2- PIN, 3/16 X 1-1/4 COT. -2-	
29	527 978 R1	YOKE ASSY, LIMITER CHAIN -2-	
30	403 039 R1	CLEVIS ASSY, LIMITER -2-	
31	403 038 R1	CHAIN, LIMITER -2-	
32	3 044 309 R1 720 631 R1	PIN, ROCKSHAFT ARM HD -2- PIN, ROCKSHAFT ARM COT. -2-	
33	273 355	FITTING, 1/4 DRIVE TYPE STR LUB -2-	
34	68 804 C1 107 762	PIN, LIFT LINK YOKE FLOAT -2- PIN, 3/32 X 5/8 COT. -2-	
35	527 985 R1 19 853 R1	EYEBOLT -2- NUT, 7/8-14 NYLON INSERT -2-	
36	520 174 R11	PIN ASSY, LIFT LINK LOCK -2-	
37	109 461	FITTING, 1/8-27 PTF STR LUB	
38	533 189 R1 530 049 R1	PIN ASSY, LOWER LINK DRAWBAR -2- PIN, QUICK ATTACHABLE COT.	
39	403 043 R1	PIN, LIMITER CHAIN FRONT -2-	
40	533 189 R1	PIN ASSY, IMPLEMENT	



REF. NO.	PART NUMBER	DESCRIPTION	TC-175
THREE POINT HITCH -CONTINUED			
41	529 342 R2 271 724	BRACKET, STABILIZER MOUNTING -2- SCREW, 5/8-11 X 2-1/4 ZND HEX-HD CAP -2-	
	271 727 121 574 535 888 R1	SCREW, 5/8-11 X 3 ZND HEX-HD CAP -2- WASHER, 5/8 ZND MED LOCK -4- CLIP, STABILIZER HOLDING	
42	380 578 R1	ROD, STABILIZER END -2-	
43	529 344 R1	TUBE, STABILIZER END ROD -2-	
44	529 346 R1 520 175 R1	PIN, STABILIZER END ROD TUBE -2- PIN, QUICK ATTACHABLE COT. -2-	
45	403 037 R1 108 630	PIN, LIMITER CHAIN -5- PIN, 1/8 X 7/8 COT. -2-	
46	528 112 R1 108 630	PIN, LIMITER CHAIN -2- PIN, 1/8 X 7/8 COT. -2-	
	530 116 R91	PARTS ACCESSORY, BUSHING AND PIN ADAPTER -FOR USE W/CATEGORY I TOOLS AND IMPLEMENTS WHEN MOUNTED ON A CATEGORY II THREE POINT HITCH- -CONSISTS OF	
	380 583 R1	BUSHING, LOWER LINK CATEGORY 1 SHORT -2-	
	380 584 R1 11 484 R	BUSHING, LOWER LINK CATEGORY 1 LONG -2- SPACER, LOWER LINK LONG BUSHING -2-	

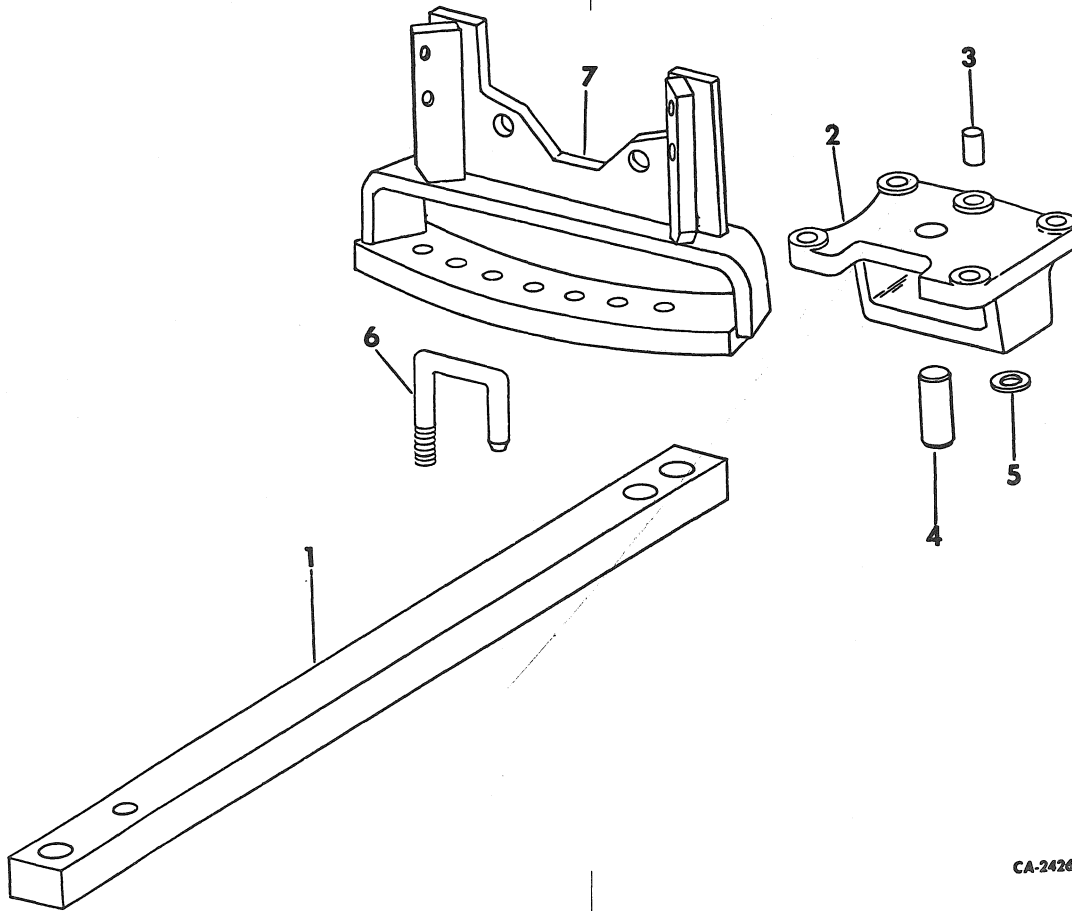


REF. NO.	PART NUMBER	DESCRIPTION	TC-175
----------	-------------	-------------	--------

REF. NO.	PART NUMBER	DESCRIPTION	TC-175
----------	-------------	-------------	--------

SWINGING DRAWBAR

SWINGING DRAWBAR -CONTINUED



CA-2426

ATTACHMENT, SWINGING DRAWBAR
-66 315 C91-
-TRACTORS WITHOUT THREE POINT
HITCH AND IPTO ATTACHMENT-

ATTACHMENT, SWINGING DRAWBAR
-406 465 R91-
-TRACTORS EQUIPPED W/THREE POINT
HITCH-

6 406 470 R1 PIN, DRAWBAR STOP
19 798 R1 NUT W/NYLON INSERT, 9/16-12 HEX.

7 403 029 R91 SUPPORT ASSY, SWINGING DRAWBAR
271 558 -TRACTORS W/O THREE POINT HITCH-
SCREW, 5/8-11 X 1-1/2 HEX-HD -5-

1 533 196 R1 DRAWBAR, SWINGING

2 406 468 R11 SUPPORT ASSY, DRAWBAR PIVOT
179 886 SCREW, 1/2-13 X 1-5/8 HEX-HD CAP -4-
103 323 WASHER, 1/2 MED LOCK -4-

3 19 846 R1 PIN, 1/2 X 1-1/4 DOWEL

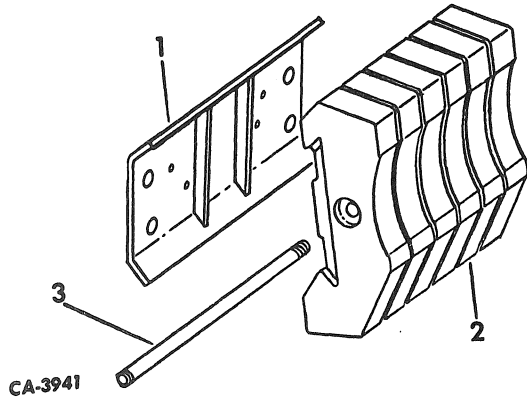
4 406 469 R1 PIN, DRAWBAR PIVOT

5 49 139 D PLATE, DRAWBAR PIVOT PIN LOCK
179 838 SCREW, 3/8-16 X 7/8 HEX-HD CAP
103 321 WASHER, 3/8 MED LOCK



REF. NO.	PART NUMBER	DESCRIPTION	TC-175
----------	-------------	-------------	--------

FRONT END WEIGHTS
-INDUSTRIAL MODEL TRACTORS W/BACKHOE
AND/OR LOADER



- | | | |
|---|-------------|--|
| 1 | 381 214 R21 | WEIGHT ASSY, FRONT END MOUNTING |
| | 180 177 | SCREW, 1/2-13 X 1-1/2 ZND HEX. -2- |
| | 120 384 | WASHER, 1/2 ZND REG LOCK -2- |
| | 120 378 | NUT, 1/2-13 ZND HEX. -2- |
| 2 | 381 216 R4 | WEIGHT, FRONT END -6-
-APPROX 80 LBS- |
| 3 | 381 217 R1 | SHAFT, FRONT END WEIGHT CROSS TIE |
| | 220 087 | NUT, 7/8-9 ZND HEX. |
| | 427 691 | NUT, 7/8-9 ZND REG SQ |
| | 373 080 R1 | SPACER, PIPE |
| | 180 181 | SCREW, 1/2-13 X 2 HEX. -2- |
| | 120 384 | WASHER, 1/2 ZND REG LOCK -2- |
| | 120 378 | NUT, 1/2-13 ZND HEX. -2- |



REF. NO.	PART NUMBER	DESCRIPTION	TC-175
----------	-------------	-------------	--------



FRAME

-6-

GROUP 09

REF. NO.	PART NUMBER	DESCRIPTION	TC-175
----------	-------------	-------------	--------

--	--	--	--



FRAME

-6-

GROUP 09

REF. NO.	PART NUMBER	DESCRIPTION	TC-175
----------	-------------	-------------	--------

--	--	--	--



REF. NO.

PART NUMBER

DESCRIPTION

TC-175

FOR INDEX TO UNITS REFER TO
INTRODUCTION PAGE III



REF. NO.

PART NUMBER

DESCRIPTION

TC-175

HYDRAULICS

10



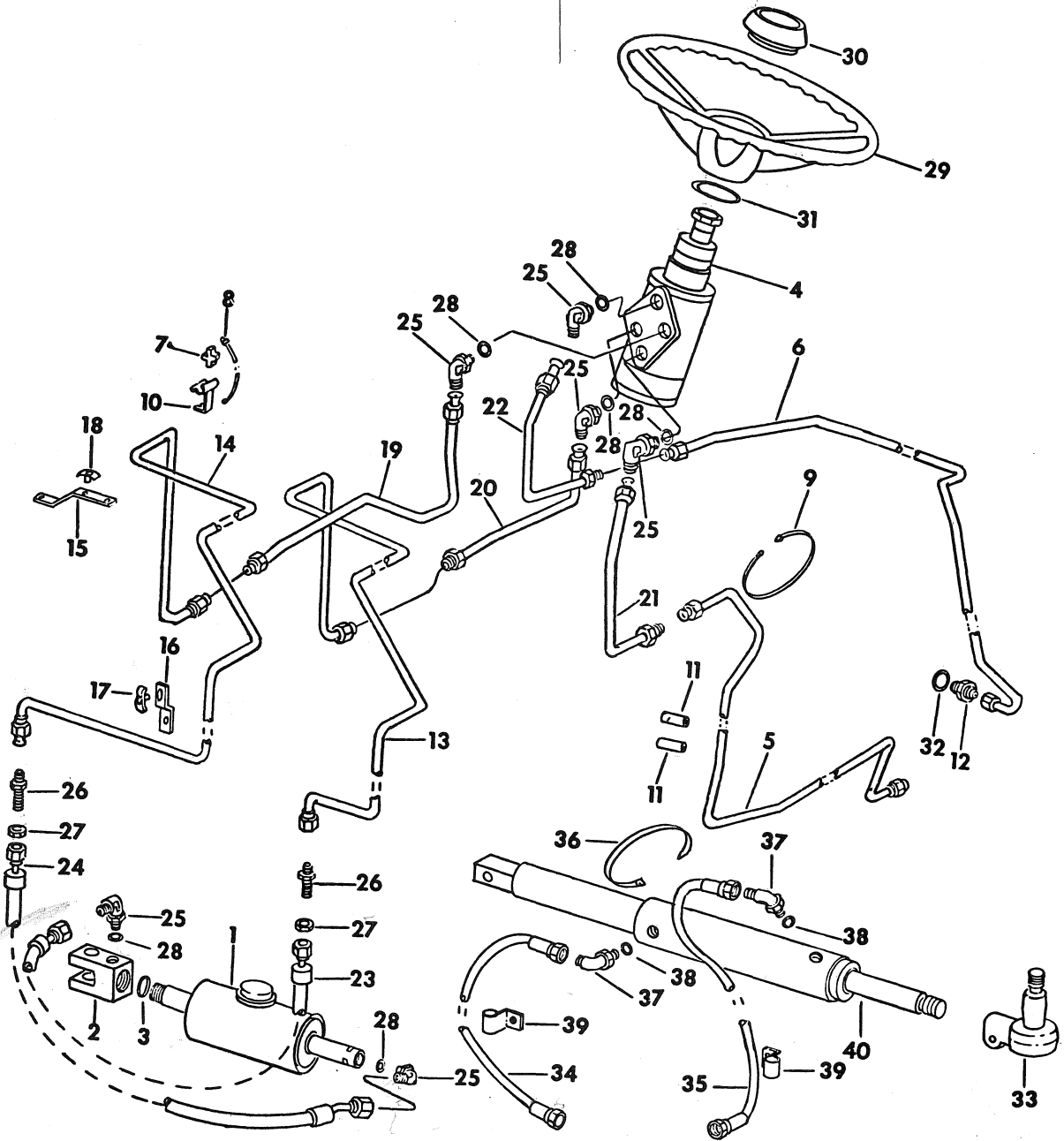
REF. NO.	PART NUMBER	DESCRIPTION	TC-175
----------	-------------	-------------	--------

POWER STEERING



REF. NO.	PART NUMBER	DESCRIPTION	TC-175
----------	-------------	-------------	--------

POWER STEERING -CONTINUED



CA-3940



HYDRAULICS

-3-

GROUP 10

REF. NO.	PART NUMBER	DESCRIPTION	TC-175
	POWER STEERING -CONTINUED		
1	549 667 R91	CYLINDER ASSY, HYD PS -FOR COMPONENTS, SEE LIST OF PARTS UNDER DETAILS OF POWER STEERING CYLINDER-	
	443 566	FITTING, 3/16 STR DRIVE TYPE LUB	
2	549 670 R1	CLEVIS, CYL END	
3	570 828 R1	O-RING, 1/2 OD TUBE	
	522 246 R1	PIN, 3/4 X 2-1/2 STD-HD	
	103 419	PIN, 1/4 X 1-1/4 COT.	
	67 488 C2	PIN, POWER STEERING CYL	
4	70 110 C91	STEERING ASSY, INTEGRAL HYDROSTATIC -FOR COMPONENTS, SEE LIST OF PARTS UNDER DETAILS OF INTEGRAL HYDROSTATIC STEERING ASSY-	
5	66 104 C1	TUBE ASSY, POWER STEERING RETURN REAR	
6	66 105 C1	TUBE ASSY, POWER STEERING PRESSURE REAR	
7	529 637 R2	GUIDE, MANIFOLD TUBE	
8	306 132 C1	STRAP, REAR MANIFOLD TUBES	
9	306 132 C1	STRAP, REAR MANIFOLD TUBES	
10	529 638 R1	BRACKET, REAR MANIFOLD	
10	529 639 R1	BRACKET, REAR MANIFOLD -FOR HYDROSTATIC DRIVE TRACTORS-	
11	536 009 R1	HOSE, SPACER -2-	
12	57 577 C1	VALVE ASSY, POWER STEERING CHECK	
13	66 107 C1	TUBE ASSY, POWER STEERING LH FWD	
14	66 109 C1	TUBE ASSY, POWER STEERING RH FWD	
15	529 646 R1	BRACKET, FRONT MANIFOLD SUPPORT	
	102 634	NUT, 5/16-18 C-Z HEX.	
16	529 642 R1	BRACKET, FRONT MANIFOLD	
	109 084	NUT, 1/4-20 C-Z HEX.	
	103 319	WASHER, 1/4 MED LOCK	
17	529 643 R11	CLAMP ASSY, POWER STEERING TUBE	
18	384 891 R11	CLAMP ASSY, POWER STEERING TUBE	
	179 795	SCREW, 1/4-20 X 3/4 HEX-HD CAP	
	103 319	WASHER, 1/4 MED LOCK	
19	66 110 C1	TUBE ASSY, POWER STEERING RH REAR	
20	66 111 C1	TUBE ASSY, POWER STEERING LH REAR	
21	66 113 C1	TUBE ASSY, POWER STEERING RETURN FWD	
22	66 115 C1	TUBE ASSY, POWER STEERING PRESSURE FWD	
23	530 131 R1	HOSE ASSY, POWER STEERING CYL LH	
24	530 132 R1	HOSE ASSY, POWER STEERING CYL RH	
25	9 410 976	ELBOW, 9/16-18 C-Z 37 DEG HYD FLARED TUBE ADJ STR THD 90 DEG -6-	
26	9 403 254	UNION, 9/16-18 C-Z 37 DEG HYD FLARED TUBE BULKHEAD -2-	
	115 553	WASHER, 5/8 INT-TOOTH LOCK -2-	
27	9 403 293	NUT, 9/16-18 C-Z BULKHEAD UNION LOCK -2-	
28	364 839 R1	O-RING, 3/8 OD TUBE -6-	
29	385 156 R1	WHEEL, 16 IN. DIA STEERING	
30	68 837 C1	CAP, STEERING WHEEL	



HYDRAULICS

-3-

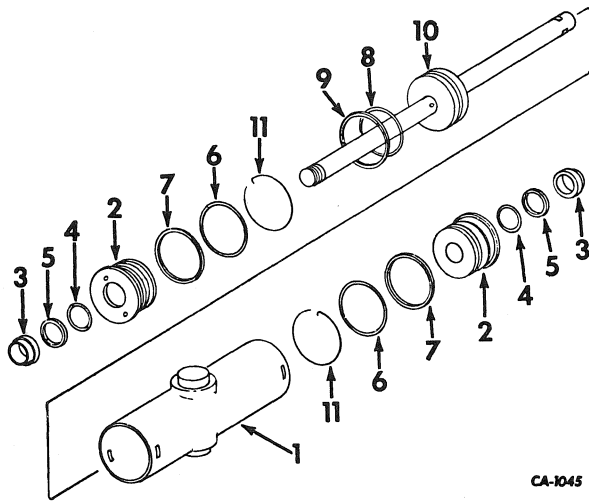
GROUP 10

REF. NO.	PART NUMBER	DESCRIPTION	TC-175
	POWER STEERING -CONTINUED		
31	295 204 R1	O-RING, 2-13/16 X 3 X 3/32	
32	364 839 R1	O-RING, 3/8 OD TUBE	
33	378 817 R91	END ASSY, POWER STEERING CYLINDER -INDUSTRIAL MODEL TRACTORS W/HEAVY DUTY FRONT AXLE-	
	181 646	SCREW, 3/8-24 X 1-3/4 ZND HEX-HD CAP	
	120 369	NUT, 3/8-24 HEX.	
	120 382	WASHER, 3/8 ZND MED LOCK	
	272 336	NUT, 7/8-14 ZND SLT-HEX.	
	103 387	PIN, 1/8 X 1-1/2 COT.	
34	537 283 R1	HOSE, POWER STEERING RH -INDUSTRIAL MODEL TRACTORS W/HEAVY DUTY FRONT AXLE-	
35	537 284 R1	HOSE, POWER STEERING LH -INDUSTRIAL MODEL TRACTORS W/HEAVY DUTY FRONT AXLE-	
36	306 132 C1	STRAP, LH HYD HOSE -INDUSTRIAL MODEL TRACTORS W/HEAVY DUTY FRONT AXLE-	
37	9 410 976	ELBOW, 9/16-18 C-Z 37 DEG HYD FLARED TUBE ADJ STR THD 90 DEG -2- -INDUSTRIAL MODEL TRACTORS W/HEAVY DUTY FRONT AXLE-	
38	364 839 R1	O-RING, 3/8 OD TUBE -2- -INDUSTRIAL MODEL TRACTORS W/HEAVY DUTY FRONT AXLE-	
39	332 791 R1	CLAMP -2- -INDUSTRIAL MODEL TRACTORS W/HEAVY DUTY FRONT AXLE-	
	179 839	SCREW, 3/8-16 X 1 HEX-HD CAP -2-	
	103 321	WASHER, 3/8 MED LOCK -2-	
	102 635	NUT, 3/8-16 HEX. -2-	
40	378 580 R91	CYLINDER ASSY, POWER STEERING -INDUSTRIAL MODEL TRACTORS W/HEAVY DUTY FRONT AXLE- -FOR COMPONENTS, SEE LIST OF PARTS UNDER DETAILS OF HYDRAULIC CYLINDER-	
	518 505 R1	PIN, 3/4 X 3 STD-HD	
	103 421	PIN, 1/4 X 1-3/4 COT.	



REF. NO.	PART NUMBER	DESCRIPTION	TC-175
----------	-------------	-------------	--------

POWER STEERING CYLINDER

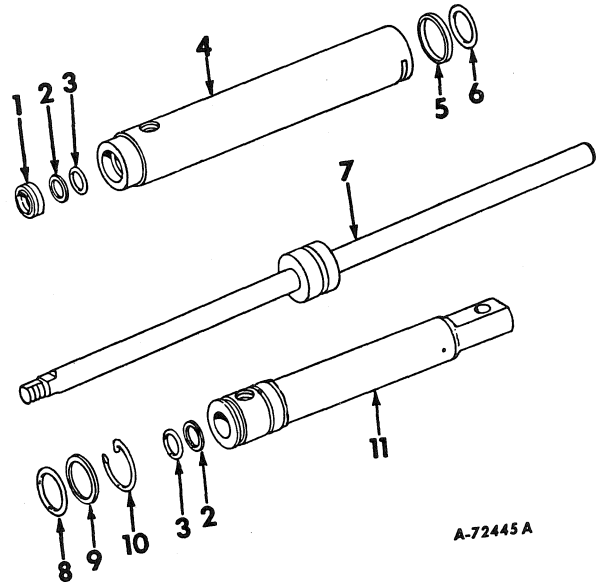


CA-1045

	549 667 R91	CYLINDER, HYD POWER STEERING
1	400 587 R1	BODY ASSY, HYD CYL
2	400 591 R1	HEAD, REAR -2-
3	531 183 R1	WIPER, PISTON ROD -2-
4	380 794 R1	O-RING, 1 X 1-1/4 X 1/8 -2-
5	379 571 R1	WASHER, PISTON ROD BACK-UP -2-
6	293 726 R1	O-RING, 2-1/4 X 2-1/2 X 1/8 -2- REAR HEAD STATIC
7	380 499 R1	WASHER, REAR HEAD BACK-UP -2-
8	27 034 R1	O-RING, 2-1/16 X 2-1/4 X 3/32 PISTON SEAL
9	379 959 R1	SEAL RING, PISTON
10	549 668 R1	ROD ASSY, PISTON
11	385 133 R1	RING, RETAINING -2-
	55 355 C91	PACKAGE, HYDRAULIC CYLINDER -CONSISTS OF
	2	WIPER 531 183 R1
	2	O-RING 380 794 R1
	2	WASHER 379 571 R1
	2	O-RING 293 726 R1
	2	WASHER 380 499 R1
	1	O-RING 27 034 R1
	1	SEAL 379 959 R1
	2	RING 385 133 R1-



REF. NO.	PART NUMBER	DESCRIPTION	TC-175
----------	-------------	-------------	--------

POWER STEERING CYLINDER
-INDUSTRIAL MODEL TRACTORS W/HEAVY
DUTY FRONT AXLE-

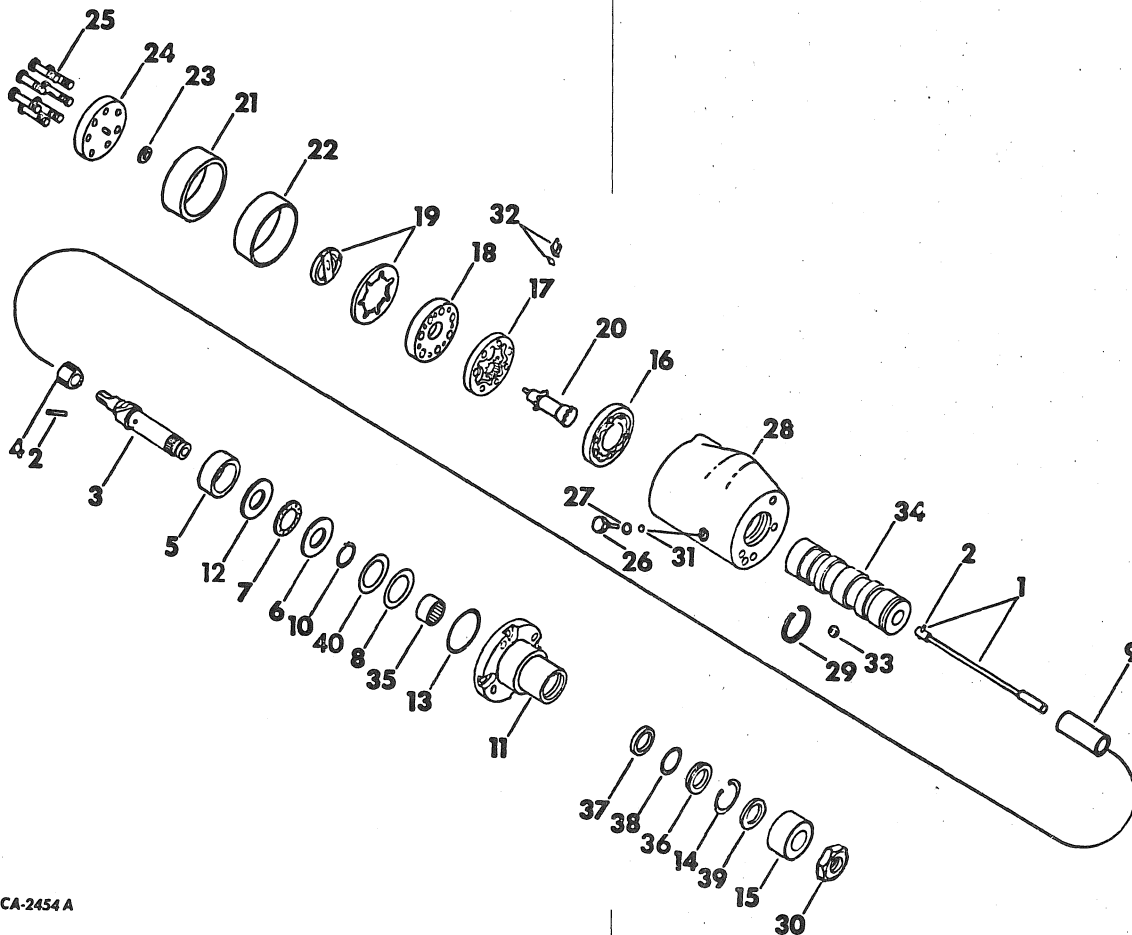
A-72445 A

	378 580 R91	CYLINDER ASSY, POWER STEERING
1	378 587 R91	SEAL, SCRAPER OIL
2	379 571 R1	WASHER, BACK-UP -2-
3	380 794 R1	O-RING, 1 X 1-1/4 X 1/8 -2-
4	378 590 R11	TUBE ASSY, POWER STEERING CYLINDER
5	378 586 R1	RING, PISTON
6	290 987 R1	O-RING, 1-3/4 X 2 X 1/8
7	378 582 R11	ROD ASSY, PISTON
8	21 924 R1	O-RING, 1-7/8 X 2-1/8 X 1/8
9	378 588 R1	WASHER, TEFLON BACK-UP
10	378 585 R1	RETAINER, CYLINDER END
11	378 589 R21	HEAD ASSY, FRONT
	386 693 R91	KIT, CYLINDER SERVICE -CONSISTS OF REF NOS 1, 2, 3, 5, 6, 8 AND 9-



REF. NO.	PART NUMBER	DESCRIPTION	TC-175
----------	-------------	-------------	--------

HYDROSTATIC INTEGRAL STEERING ASSY



CA-2454A

	70 111 C91	STEERING ASSY, INTERNAL HYDROSTATIC
1	535 055 R1	TORSION BAR ASSY
2	535 056 R1	PIN, TORSION BAR NEEDLE
3	535 057 R1	SHAFT, INPUT
4	535 058 R1	RING, DRIVE
5	928 468 C1	SPACER
6	535 087 R1	WASHER, THRUST
7	379 783 R91	BEARING, THRUST



REF. NO.	PART NUMBER	DESCRIPTION	TC-175
----------	-------------	-------------	--------

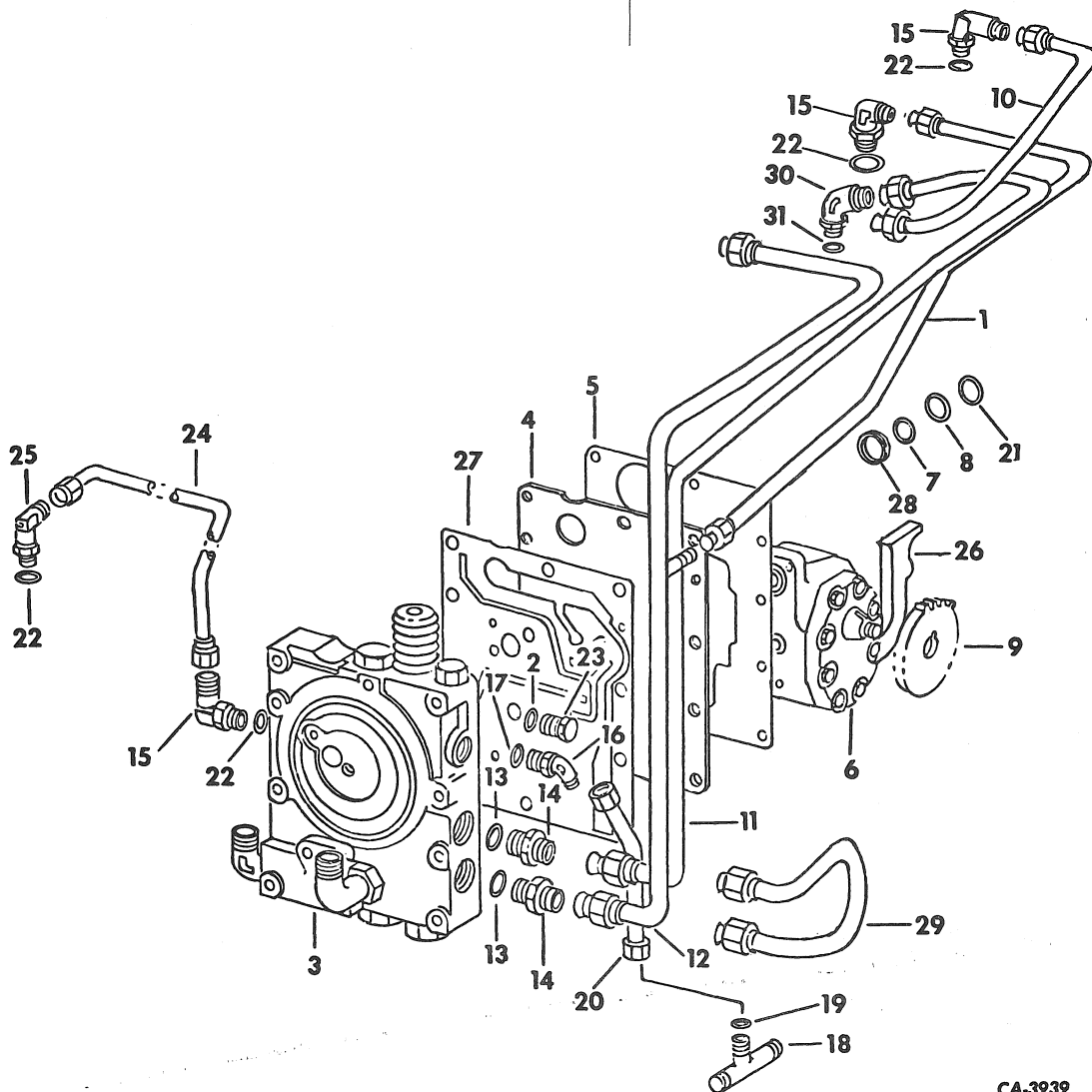
HYDROSTATIC INTEGRAL STEERING ASSY -CONTINUED

8	67 567 C1	PACKAGE, SHIM -CONSISTS OF \$4 SHIM .010 \$4 SHIM .005 \$1 SHIM .002 \$1 SHIM .030-
9	535 120 R1	SPACER, DRIVE LINK
10	454 331 R1	RING, RETAINING
11	70 115 C1	COVER ASSY, UPPER
	24 481 R1	SCREW, COVER -4-
12	379 785 R1	WASHER, THRUST
13	535 091 R1	RING, SEAL
14	383 878 R1	RING, RETAINING
15	535 092 R1	SHIELD, PUMP SHAFT



REF. NO.	PART NUMBER	DESCRIPTION	TC-175
----------	-------------	-------------	--------

HYDRAULIC POWER SUPPLY AND MULTIPLE CONTROL VALVE



1	66 758 C1	TUBING, VARIABLE FLOW CONTROL SUPPLY -FOR TRACTORS EQUIPPED W/DRAFT CONTROL-
2	369 751 R1	O-RING, 1/4 OD TUBE
3	57 513 C92	VALVE ASSY, MULTIPLE CONTROL -FOR COMPONENTS, SEE LIST OF PARTS UNDER DETAILS OF MULTIPLE CONTROL VALVE-
	179 851	SCREW, 3/8-16 X 3 HEX-HD CAP -9-
	186 283	SCREW, 3/8-16 X 3-1/2 HEX-HD CAP
	103 321	WASHER, 3/8 MED LOCK -10-



REF. NO.	PART NUMBER	DESCRIPTION	TC-175
----------	-------------	-------------	--------

HYDRAULIC POWER SUPPLY AND MULTIPLE CONTROL VALVE -CONTINUED

4	405 458 R2	PLATE, MULTIPLE CONTROL VALVE
5	401 736 R3	GASKET, MULTIPLE CONTROL VALVE HEAVY
6	67 248 C91	PUMP ASSY, HYD GEAR -FOR COMPONENTS, SEE LIST OF PARTS UNDER DETAILS OF HYD GEAR PUMP- -OPTIONAL W/66 513 C91-

CA-3939



HYDRAULICS

-8-

GROUP 10

REF. NO.	PART NUMBER	DESCRIPTION	TC-175
HYDRAULIC POWER SUPPLY AND MULTIPLE -CONTINUED CONTROL VALVE			
6	66 513 C91	PUMP ASSY, HYD GEAR -FOR COMPONENTS, SEE LIST OF PARTS UNDER DETAILS OF HYD GEAR PUMP- -OPTIONAL W/67 248 C91-	
	382 331 R1	WASHER, PUMP MOUNTING BOLT -4-	
	179 829	SCREW, 5/16-18 X 2-3/4 HEX-HD CAP -2-	
	186 270	SCREW, 5/16-18 X 3-1/2 HEX-HD CAP -2-	
7	21 433 R1	O-RING, 11/16 X 7/8 X 3/32	
8	372 821 R1	O-RING, 1-1/16 X 1-1/4 X 3/32	
9	406 764 R1	GEAR, HYD PUMP DRIVEN - 27T	
	19 258 R1	NUT, 1/2-20 ESNA STOP	
10	66 759 C1	TUBE ASSY, VARIABLE FLOW -FOR TRACTORS EQUIPPED W/DRAFT CONTROL-	
11	66 761 C1	TUBE ASSY, DRAFT CONTROL RETURN -FOR TRACTORS W/DRAFT CONTROL AND AUXILIARY VALVES-	
12	66 760 C1	TUBE ASSY, DRAFT CONTROL PRESSURE -FOR TRACTORS EQUIPPED W/DRAFT CONTROL-	
12	56 551 C1	TUBE, FORWARD AND REVERSE SUPPLY -FOR TRACTORS W/FORWARD AND REVERSE ATT-	
13	364 885 R1	O-RING, 5/8 OD TUBE -2-	
14	9 411 104	ELBOW, 7/8-14 C-Z 37 DEG HYD FLARED TUBE ADJ STR-THD 45 DEG -2-	
15	9 410 977	ELBOW, 3/4-16 C-Z 37 DEG HYD FLARED TUBE ADJ STR THD 90 DEG	
16	9 410 200	UNION, 7/16-20 C-Z 37 DEG HYD FLARED TUBE -TRACTORS W/IPTO-	
17	369 751 R1	O-RING, 1/4 OD TUBE -TRACTORS W/IPTO-	
18	9 411 115	TEE, 7/16-20 C-Z 37 DEG HYD FLARED TUBE -TRACTORS W/IPTO-	
	9 403 369	CAP, 7/16-20 C-Z 37 DEG HYD FLARED TUBE	
19	369 751 R1	O-RING, 1/4 OD TUBE -TRACTORS W/IPTO-	
20	539 835 R1	TUBE ASSY, IPTD PRESSURE -TRACTORS W/IPTO-	
21	707 253 R1	O-RING, 1-3/8 X 1-5/8 X 1/8	
22	570 828 R1	O-RING, 1/2 OD TUBE -2-	
23	9 410 356	PLUG, 7/16-20 STR-THD O-RING BOSS	
24	529 617 R3	TUBE ASSY, MCV DUMP -FOR HYDROSTATIC DRIVE TRACTORS-	
25	534 773 R2	ELBOW ASSY, MCV DUMP ORIFICE -FOR HYDROSTATIC DRIVE TRACTORS-	



HYDRAULICS

-8-

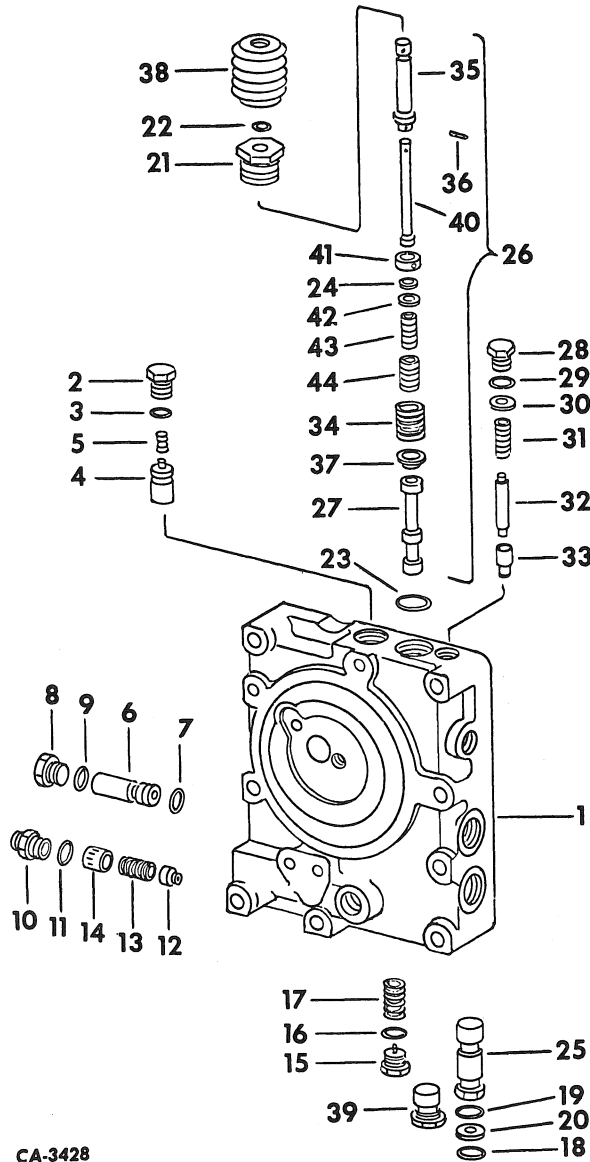
GROUP 10

REF. NO.	PART NUMBER	DESCRIPTION	TC-175
HYDRAULIC POWER SUPPLY AND MULTIPLE -CONTINUED CONTROL VALVE			
26	69 354 C1	SEAL, HYD PUMP -USED W/PUMP 67 248 C91-	
26	69 352 C1	SEAL, HYD PUMP -USED W/PUMP 66 513 C91-	
26	69 353 C1	SEAL, HYD PUMP -USED W/PUMP 67 248 C91- -TRACTORS EQUIPPED W/INTERNAL PUMP ADAPT ATT.-	
26	69 355 C1	SEAL, HYD PUMP -USED W/PUMP 66 513 C91- -TRACTORS EQUIPPED W/INTERNAL PUMP ADAPT ATT.-	
	69 351 C1	ADHESIVE, 1 OZ. TUBE	
27	65 000 C2	GASKET, MULTIPLE CONTROL VALVE BODY	
28	387 926 R2	RING RECTANGLAR	
29	67 261 C1	TUBE ASSY, MCV BYPASS -USED W/FLAT PLATE AND HYDROSTATIC DRIVE TRACTORS-	
30	9 410 978	ELBOW, 7/8-14 C-Z 37 DEG FLARED TUBE 90 DEG -FOR TRACTORS NOT EQUIPPED W/AUX. VALVES-	
31	364 885 R1	O-RING, 5/8 OD TUBE -FOR TRACTORS NOT EQUIPPED W/AUX. VALVES-	



REF. NO.	PART NUMBER	DESCRIPTION	TC-175
----------	-------------	-------------	--------

MULTIPLE CONTROL VALVE



CA-3428

- 57 713 C92 VALVE ASSY, MULTIPLE CONTROL
-TRACTORS W/OUT DRAFT CONTROL
OR AUXILIARY VALVES-
- 57 714 C93 VALVE ASSY, MULTIPLE CONTROL
-TRACTORS WITH DRAFT CONTROL
-OR AUXILIARY VALVES-



REF. NO.	PART NUMBER	DESCRIPTION	TC-175
----------	-------------	-------------	--------

MULTIPLE CONTROL VALVE -CONTINUED

- 1 BODY ASSY, MULTIPLE CONTROL VALVE
-NOT SERVICED SEPARATELY, FURNISH
MULTIPLE CONTROL VALVE ASSY-
-CONSISTS OF
 \$1 BODY 405 445 R1
 \$1 SPOOL 405 443 R2
 FLOW DIVIDER
 \$1 SEAT 399 867 R1
 \$2 PIN 19 879 R1
 \$2 PIN 20 020 R1-
- 2 529 492 R1 PLUG, COOLER BY-PASS
- 3 570 828 R1 O-RING, 1/2 OD TUBE
- 4 527 482 R1 VALVE, BY-PASS
- 5 382 299 R1 SPRING, BY-PASS VALVE
- 6 55 356 C1 VALVE ASSY, SAFETY - 1500 PSI
- 7 702 788 R1 O-RING, 3/8 X 9/16 X 3/32
- 8 536 885 R1 PLUG, 3/4-16 STR THD-O-RING BOSS
- 9 570 828 R1 O-RING, 1/2 OD TUBE
- 10 587 639 R1 CONNECTOR, 9/16-18 ZND 37 DEG FLARED
TUBE SHORT REDUCER
- 11 570 828 R1 O-RING, 1/2 OD TUBE
- 12 382 304 R1 VALVE, CHECK
- 13 399 869 R1 SPRING, CHECK VALVE
- 14 399 870 R1 RETAINER, CHECK VALVE SPRING
- 15 405 447 R1 PLUG ASSY, FLOW DIVIDER
- 16 368 269 R1 O-RING, 5/8 OD TUBE
- 17 405 448 R1 SPRING, FLOW DIVIDER VALVE
- 18 364 879 R1 O-RING, 7/8 X 1-1/16 X 3/32
- 19 383 219 R1 O-RING, 15/16 X 1-1/8 X 3/32
- 20 378 985 R2 WASHER, BACK-UP
- 21 530 781 R2 GUIDE, CONTROL VALVE STEM
- 22 352 221 R1 O-RING, 9/16 X 3/4 X 3/32
- 23 297 459 R1 O-RING, 7/8 OD TUBE
- 24 369 107 R1 SHIM, CONTROL VALVE -3-
- 25 399 858 R92 VALVE ASSY, PILOT RELIEF - 2500 PSI
-USED W/VALVE 57 714 C91-
- 26 530 775 R93 VALVE ASSY, CONTROL
-LESS REF NO. 24-
- 27 405 452 R2 VALVE, CONTROL
- 28 573 983 R1 PLUG, REGULATOR VALVE
- 29 364 839 R1 O-RING, 3/8 OD TUBE
- 30 363 454 R1 WASHER, SPRING RETAINER -3-
- 31 549 850 R1 SPRING, PRESSURE REGULATOR VALVE
- 32 399 881 R1 PIN, PRESSURE REGULATOR VALVE
- 33 399 882 R1 VALVE, PRESSURE REGULATOR POPPET
- 34 530 776 R1 SPRING, CONTROL VALVE RETURN
- 35 530 777 R2 STEM, CONTROL VALVE
- 36 405 456 R1 PIN, CONTROL VALVE DOWEL
- 37 405 453 R1 RETAINER, IPTO VALVE
- 38 530 780 R1 BOOT, IPTO CONTROL DUST



REF. NO.	PART NUMBER	DESCRIPTION	TC-175
----------	-------------	-------------	--------

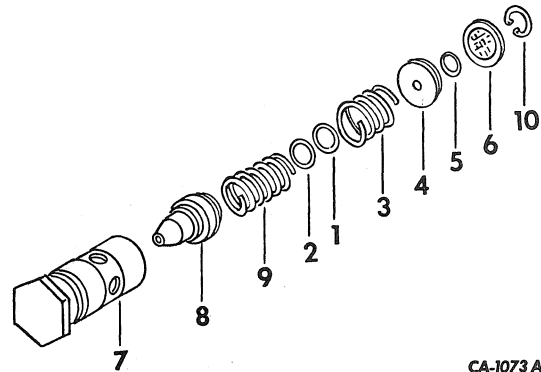
MULTIPLE CONTROL VALVE -CONTINUED

39	378 899 R1	PLUG, RELIEF VALVE CHAMBER -USED W/VALVE 57 713 C91-
40	405 454 R2	PIN, CONTROL VALVE GUIDE
41	530 778 R1	RETAINER, PIN
42	556 980 R1	WASHER, SPRING RETAINER
43	399 878 R2	SPRING, CONTROL VALVE HEAVY
44	381 760 R1	SPRING, CONTROL VALVE LIGHT



REF. NO.	PART NUMBER	DESCRIPTION	TC-175
----------	-------------	-------------	--------

PILOT RELIEF VALVE



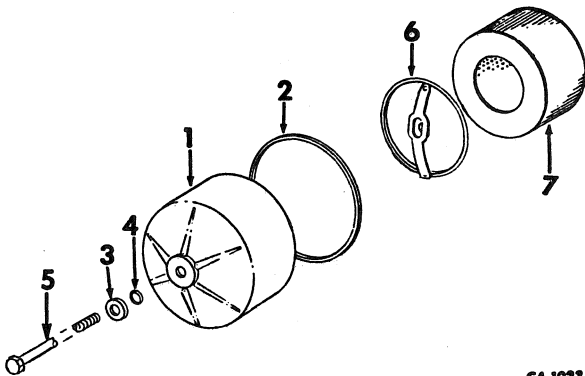
CA-1073 A

	399 858 R92	VALVE ASSY, PILOT RELIEF -FOR SYNCHROMESH TRANSMISSION TRACTORS-
	543 976 R91	VALVE ASSY, PILOT RELIEF 2500 P.S.I. -FOR LOADER AND BACKHOE TRACTORS-
1	406 185 R1	O-RING, 5/16 X 7/16 X 1/16 -S- TREATED
2	379 366 R1	O-RING, 5/16 X 7/16 X 1/16 -USED W/399 858 R92 ONLY-
3	386 040 R1	SPRING, POPPET RETURN
4	386 042 R1	PLATE, ORIFICE
5	298 385 R1	O-RING, 11/16 X 13/16 X 1/16
6	386 073 R91	SCREEN ASSY, PILOT RELIEF VALVE
7		BODY, RELIEF VALVE -NOT SERVICED SEPARATELY, FURNISH VALVE ASSY-
8		POPPET, PILOT RELIEF VALVE -NOT SERVICED SEPARATELY, FURNISH VALVE ASSY-
9		SPRING, PILOT RELIEF -NOT SERVICED SEPARATELY, FURNISH VALVE ASSY-
10		RING, CAP RETAINING -NOT SERVICED SEPARATELY, FURNISH VALVE ASSY-



REF. NO.	PART NUMBER	DESCRIPTION	TC-175
----------	-------------	-------------	--------

OIL FILTER



CA-1023A

1	68 209 C1	SHELL ASSY, FILTER
2	405 462 R1	GASKET, OIL FILTER CASE
3	405 463 R1	RETAINER, SEAL
4	375 271 R1	O-RING, 7/16 X 9/16 X 1/16 FILTER CASE SEAL
5	68 202 C1	BOLT, OIL FILTER MTG
6	405 464 R2	VALVE AND SCREEN ASSY, BY-PASS
7		ELEMENT ASSY -NOT SERVICED SEPARATELY, FURNISH OIL FILTER ELEMENT SERVICE PACKAGE-
	530 144 R92	PACKAGE, OIL FILTER ELEMENT SERVICE -CONSISTS OF 1 GASKET 405 462 R1 1 O-RING 355 966 R1 \$1 ELEMENT 401 073 R1-
	65 126 C92	PACKAGE, OIL FILTER ELEMENT SERVICE -FOR HYDROSTATIC DRIVE TRACTORS- -CONSISTS OF \$2 ELEMENT 401 073 R2 1 GASKET 401 070 R1 1 GASKET 405 462 R1 1 O-RING 355 966 R1 1 O-RING 375 271 R1-

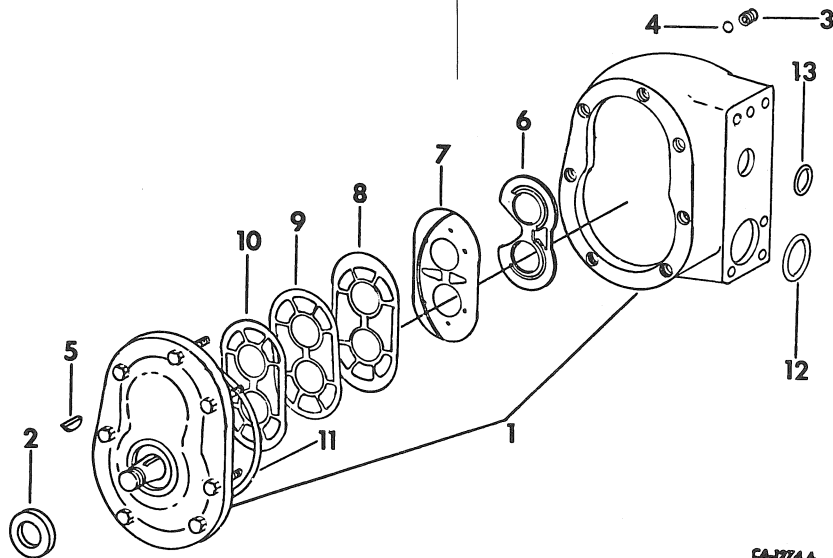


REF. NO.	PART NUMBER	DESCRIPTION	TC-175
----------	-------------	-------------	--------



REF. NO.	PART NUMBER	DESCRIPTION	TC-175
----------	-------------	-------------	--------

HYDRAULIC GEAR PUMP
CESSNA -11.4 TO 16.05 GPM-



CA-1274 A



REF. NO.	PART NUMBER	DESCRIPTION	TC-175
----------	-------------	-------------	--------

HYDRAULIC GEAR PUMP -CONTINUED
CESSNA -11.4 TO 16.05 GPM-

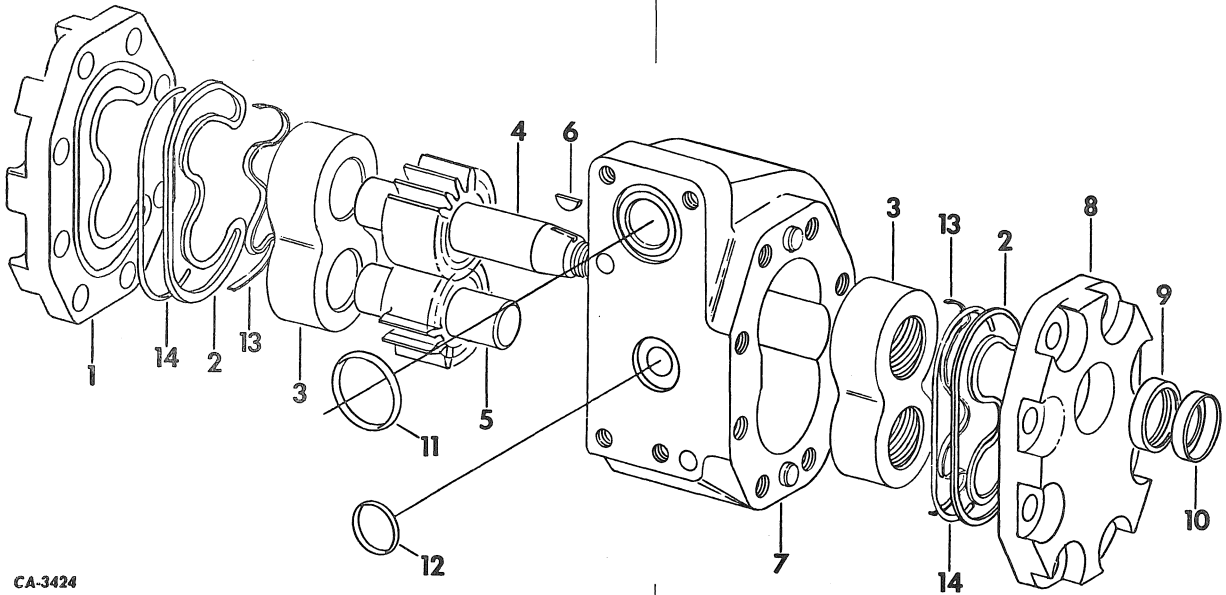
1	67 248 C91	PUMP ASSY, HYD GEAR -OPTIONAL W/66 513 C91-
2	373 244 R91	SEAL, PUMP SHAFT OIL
3	371 523 R1	SPRING, BALL CHECK
4	16 007 R1	BALL, 7/32 DIA. CR-STL
5	124 546	KEY, 5/32 X 5/8 WOODRUFF DRIVE GEAR
6		PLATE, THRUST -NOT SERVICED SEPARATELY, FURNISH O-RING AND GASKET SERVICE PACKAGE 67 249 C1-
7		DIAPHRAGM, PRESSURE -NOT SERVICED SEPARATELY, FURNISH O-RING AND GASKET SERVICE PACKAGE 67 249 C1-
8		SEAL, DIAPHRAGM -NOT SERVICED SEPARATELY, FURNISH O-RING AND GASKET SERVICE PACKAGE 67 249 C1-
9		GASKET, BACKUP -NOT SERVICED SEPARATELY, FURNISH O-RING AND GASKET SERVICE PACKAGE 67 249 C1-
10		GASKET, PROTECTOR -NOT SERVICED SEPARATELY, FURNISH O-RING AND GASKET SERVICE PACKAGE 67 249 C1-
11		O-RING, PUMP COVER -NOT SERVICED SEPARATELY, FURNISH O-RING AND GASKET SERVICE PACKAGE 67 249 C1-
12	372 821 R1	O-RING, SUCTION PORT
13	350 667 R1	O-RING, PRESSURE PORT

67 249 C92	PACKAGE, HYD PUMP O-RING AND GASKET SERVICE
	-CONSISTS OF
\$1	PLATE 397 824 R1
\$1	DIAPHRAGM 627 276 C1
\$1	SEAL 67 968 C1
\$1	GASKET 538 260 R1
\$1	GASKET 631 016 C1
1	O-RING 22 276 R1-



REF. NO.	PART NUMBER	DESCRIPTION	TC-175
----------	-------------	-------------	--------

HYDRAULIC GEAR PUMP
-PLESSEY-



CA-3424

66 513 C91	PUMP ASSY, HYDRAULIC GEAR -OPTIONAL W/67 248 C91-
1	COVER, PUMP BODY -NOT SERVICED SEPARATELY, ORDER PUMP ASSY-
2	RING, SEALING -2- -NOT SERVICED SEPARATELY, ORDER SEAL PACKAGE-
3	BEARING -2- -NOT SERVICED SEPARATELY, ORDER PUMP ASSY-
4	GEAR ASSY, DRIVE -NOT SERVICED SEPARATELY, ORDER PUMP ASSY-
5	GEAR ASSY, DRIVEN -NOT SERVICED SEPARATELY, ORDER PUMP ASSY-
6	124 546 KEY, WOODRUFF DRIVE GEAR
7	BODY, PUMP ASSY -NOT SERVICED SEPARATELY, ORDER PUMP ASSY-
8	COVER, PUMP BODY -NOT SERVICED SEPARATELY, ORDER PUMP ASSY-
9	SEAL, DRIVE SHAFT -NOT SERVICED SEPARATELY, ORDER SEAL PACKAGE-
10	RETAINER, SHAFT SEAL -NOT SERVICED SEPARATELY, ORDER PUMP ASSY-
11	372 821 R1 O-RING, SUCTION PORT



REF. NO.	PART NUMBER	DESCRIPTION	TC-175
----------	-------------	-------------	--------

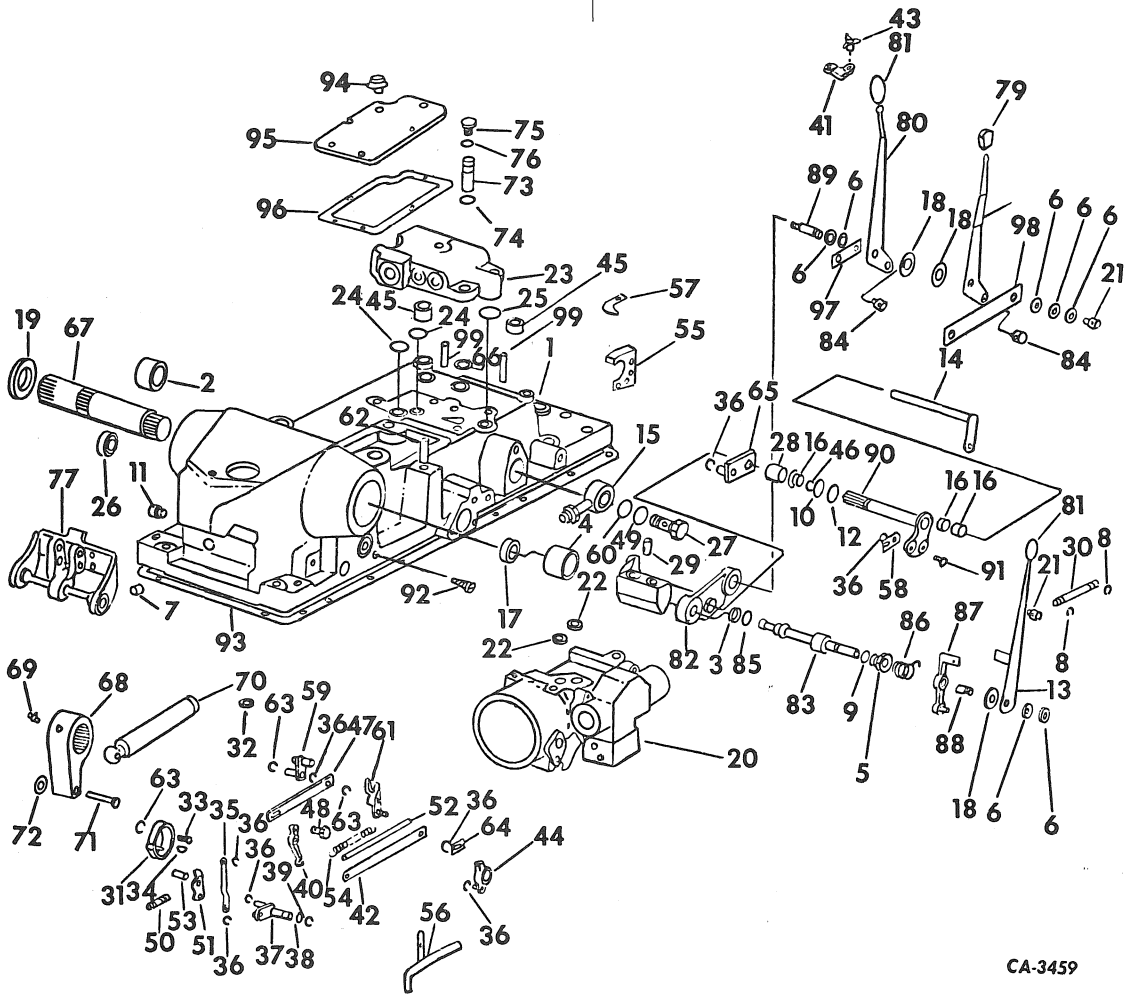
HYDRAULIC GEAR PUMP -CONTINUED
-PLESSEY-

12	350 667 R1 O-RING, PRESSURE PORT
13	STRIP, BACKING -NOT SERVICED SEPARATELY, ORDER SEAL PACKAGE-
14	STRIP, BACKING -NOT SERVICED SEPARATELY, ORDER SEAL PACKAGE-
534 262 R92	PACKAGE, SEAL -CONSISTS OF \$2 RING \$2 STRIP \$2 STRIP \$1 SEAL-



REF. NO.	PART NUMBER	DESCRIPTION	TC-175
----------	-------------	-------------	--------

DRAFT CONTROL



CA-3459

- | | | |
|---|-------------|--|
| 1 | 406 003 R22 | HOUSING ASSY, HYDRAULIC UNIT
-INCLUDES REF NOS 2, 4, 7, 11,
62 AND 99- |
| | 179 846 | SCREW, 3/8-16 X 1-7/8 HEX-HD CAP
-11- |
| | 179 847 | SCREW, 3/8-16 X 2 HEX-HD CAP |
| | 179 850 | SCREW, 3/8-16 X 2-3/4 HEX-HD CAP -2- |
| | 103 321 | WASHER, 3/8 MED LOCK -14- |
| | 179 885 | SCREW, 1/2-13 X 1-1/2 HEX-HD CAP -2- |
| | 179 888 | SCREW, 1/2-13 X 1-7/8 HEX-HD CAP -4- |
| | 103 323 | WASHER, 1/2 MED LOCK -6- |
| | 20 953 R1 | PLUG, 1-1/4 X 11 X 1/2 AUTOMOTIVE
SQ-HD PIPE |
| 2 | 399 992 R1 | BEARING, ROCKSHAFT RH |
| 3 | 529 355 R1 | WASHER, BACK-UP -2- |
| 4 | 527 749 R1 | BUSHING, ROCKSHAFT LH |



REF. NO.	PART NUMBER	DESCRIPTION	TC-175
----------	-------------	-------------	--------

DRAFT CONTROL -CONTINUED

- | | | |
|----|-------------|-----------------------------------|
| 5 | 529 356 R1 | PLUG, VARIABLE FLOW CONTROL VALVE |
| 6 | 536 847 R1 | WASHER, BELLEVILLE -7- |
| | 18 253 R1 | NUT, 3/8-16 NYLON INSERT -3- |
| 7 | 273 279 R91 | BEARING, SENSING SHAFT -2- |
| | 376 022 R91 | SEAL, SENSING SHAFT OIL |
| 8 | 204 502 R1 | RING, ARM RETAINING SNAP -4- |
| 9 | 364 839 R1 | O-RING, 3/8 OD TUBE |
| 10 | 574 069 R1 | O-RING, 3/4 X 7/8 X 1/16 |
| 11 | 399 993 R1 | BUSHING, ECCENTRIC SHAFT |
| 12 | 252 739 R1 | O-RING, 1/2 X 11/16 X 3/32 |
| 13 | 527 921 R1 | LEVER ASSY, FLOW CONTROL ADJ |

HYDRAULICS				-15-	GROUP 10	HYDRAULICS				-15-	GROUP 10
REF. NO.	PART NUMBER	DESCRIPTION	TC-175	REF. NO.	PART NUMBER	DESCRIPTION	TC-175				
		DRAFT CONTROL -CONTINUED				DRAFT CONTROL -CONTINUED					
14	534 352 R1	SHAFT ASSY, LOAD CONTROL		47	400 019 R1	LINK, WALKING BEAM TO VALVE					
15	66 762 C1	TUBE ASSY, INLET UNION		48	376 041 R1	SCREW, SHOULDER					
16	374 940 R1	BEARING, CONTROL LEVER SHAFT -3-			103 340	WASHER, 11/32 X 11/16 X .051					
17	380 770 R91	SEAL, ROCKSHAFT RH OIL			103 373	PIN, 3/32 X 3/4 COT.					
18	380 421 R1	DISC, SENSITIVITY CONTROL FRICTION -3-		Q	3 817	WASHER, .344 X .656 X .021 PLAIN					
19	537 126 R2	PLATE, RETAINING LIFT ARM -2-		49	364 885 R1	O-RING, 5/8 OD TUBE					
	271 560	SCREW, 5/8-11 X 1-3/4 HEX-HD CAP -2-		50	400 020 R1	ROD, DRAFT CONTROL					
20		VALVE ASSY, DRAFT CONTROL CYL		51	400 021 R1	LINK ASSY, DRAFT CONTROL					
		-FOR COMPONENTS, SEE LIST OF PARTS		52	400 024 R1	BAR, SENSING BEAM					
		UNDER DETAILS OF DRAFT CONTROL		53	400 038 R1	PIN, SENSING LEVER					
		CYLINDER VALVE-			20 092 R1	PIN, 3/16 X 1-3/8 HV COILED SPRING					
	179 884	SCREW, 1/2-13 X 1-3/8 HEX-HD CAP -3-		54	400 025 R1	SPRING, SENSING BEAM					
	400 000 R1	WASHER, CAP SCREW SEALING -3-		55	400 026 R2	BRACKET ASSY, HYD SWITCH LEVER					
21	400 087 R1	PIN, HITCH LINK CONNECTING REAR -2-		56	60 652 C1	TUBE ASSY, LUB					
22	400 002 R1	SEAL, CYL TO HYD HSG -2-			37 165 D	NUT, 9/16-20 HI-DUTY TUBE FITTING					
23	59 098 C91	VALVE ASSY, UNLOADING & FLOW CONTROL			179 816	SCREW, 5/16-18 X 3/4 HEX-HD CAP -3-					
		-FOR COMPONENTS, SEE LIST OF PARTS		57	400 033 R1	LEVER, HYD SWITCH					
		UNDER DETAILS OF UNLOADING AND			179 814	SCREW, 5/16-18 X 5/8 HEX-HD CAP					
		FLOW CONTROL VALVE-			532 467 R1	WASHER, SAFETY SWITCH					
	179 848	SCREW, 3/8-16 X 2-1/4 HEX-HD CAP -2-			532 468 R1	SPACER, SAFETY SWITCH					
	179 841	SCREW, 3/8-16 X 1-1/4 HEX-HD CAP -2-		58	527 926 R1	LINK, FLOW CONTROL OVER-RIDE					
	103 321	WASHER, 3/8 REG LOCK -4-		59	400 039 R1	PLATE ASSY, ECCENTRIC					
24	377 952 R1	O-RING, 9/16 X 3/4 X 3/32 -2-		60	384 376 R1	O-RING, 15/16 X 1-1/16 X 1/16					
25	21 433 R1	O-RING, 11/16 X 7/8 X 3/32		61	400 042 R2	LEVER ASSY, DRAFT CONTROL TRIGGER					
26	380 212 R91	SEAL, ROCKSHAFT LH OIL		62	531 143 R2	STUD, TOP COVER LONG -2-					
27	66 766 C1	PLUG, INLET UNION		63	110 668 R1	RING, RETAINING -3-					
28	527 927 R1	SPACER, LOAD CONTROL SHAFT		64	400 044 R1	LINK, TRIGGER TO QUADRANT					
29	364 577 R1	PIN, 5/32 X 3/4 HV COILED SPRING		65	534 728 R1	LEVER ASSY, DRAFT SENSITIVITY CONTROL					
30	400 085 R1	STUD, HITCH LINK CONNECTING ROD -2-		66	59 099 C1	O-RING					
31	533 340 R1	HUB ASSY, ROCKSHAFT ACTUATING		67	400 049 R1	ROCKSHAFT, HYD DRAFT CONTROL					
32	406 734 R1	SEAL, TEFLON -3-		68	400 053 R1	LEVER, ROCKSHAFT BELLCRANK					
33	377 792 R1	SCREW, ROCKSHAFT HUB SET		69	376 069 R1	SCREW, ROCKSHAFT BELLCRANK SET					
34	376 057 R1	KEY, ROCKSHAFT HUB		70	400 054 R1	ROD, HYD CYL CONNECTING					
35	400 008 R1	LINK, POSITION CONTROL WALKING		71	400 052 R1	PIN, HYD CYL CONN. ROD					
36	104 977 R1	RING, RETAINING -8-			16 558 R1	WASHER, 17/64 X 5/8 X 18 GA					
37	400 036 R1	ECCENTRIC ASSY, POSITION CONTROL		72	83 723 R1	WASHER, SPRING					
38	355 967 R1	O-RING, 3/8 X 1/2 X 1/16			103 384	PIN, 1/8 X 3/4 COT.					
39	971 043 R1	RING, ECCENTRIC SHAFT RET. SNAP		73	400 095 R91	VALVE ASSY, CUSHION					
	103 341	WASHER, 13/32 X 13/16 X .051		74	702 788 R1	O-RING, 3/8 X 9/16 X 3/32					
40	400 014 R1	LEVER ASSY, FOLLOW UP WALKING BEAM		75	9 410 359	PLUG, 3/4-16 STR THD O-RING BOSS					
41	528 169 R1	STOP, POSITION CONTRUL		76	570 828 R1	O-RING, 1/2 OD TUBE					
42	400 016 R1	BAR, WALKING BEAM TO QUADRANT LINK		77	527 229 R91	SPRING ASSY, DRAFT SENSING					
43	531 340 R1	KNOB, ADJUSTABLE STOP PIN			21 047 R1	SCREW, 5/8-11 X 1-3/4 HEX-SOC-HD -4-					
44	400 017 R1	LEVER ASSY, SLOW MOTION ACTUATING			19 842 R1	PIN, 5/16 X 1/2 DOWEL					
	102 436	SCREW, 1/4-20 X 1-1/2 SQ-HD OV-PT		78	528 158 R2	LEVER, LOAD CONTROL					
	114 501	NUT, 1/4-20 HEX. JAM		79	400 068 R1	GRIP, LOAD CONTROL					
45	401 941 R1	SPACER, REAR TOP COVER MTG -2-		80	528 159 R1	LEVER, POSITION CONTROL					
46	303 004 R1	RING, SLOW MOTION ACTUATING LEVER		81	400 072 R1	GRIP, POSITION & SPEED CONTROL -2-					
		RETAINER SNAP		82	529 349 R2	SUPPORT ASSY, HITCH CONTROL SHAFT					



REF. NO.	PART NUMBER	DESCRIPTION	TC-175
		DRAFT CONTROL -CONTINUED	
83	529 351 R1	SPOOL VARIABLE FLOW CONTROL	
84	400 086 R1 124 829	PIN, HITCH LINK CONNECTING FRONT -2- NUT, 3/8-16 ZND HEX. JAM -2-	
85	360 599 R1	O-RING, 3/16 X 5/16 X 1/16 -2-	
86	529 352 R1	SPRING, RETURN	
87	529 353 R1 102 436 114 501 65 461 C1	ARM ASSY, FLOW CONTROL SCREW, 1/4-20 X 1-1/2 SQ HD OV PT NUT, 1/4-20 HEX. JAM SCREW W/NYLON PATCH INSERT, 1/4-28 X 3/8 HDLS-HEX-SOC-SET	
88	527 919 R1	BOLT, FLOW LEVER PIVOT	
89	400 081 R1 19 716 R1 179 840 103 321	BOLT, HITCH CONTROL LEVER PIVOT PIN, 3/16 X 1-3/4 SLT-SPRING -2- SCREW, 3/8-16 X 1-1/8 HEX-HD CAP -3- WASHER, 3/8 MED LOCK -3-	
90	400 079 R1	SHAFT ASSY, POSITION CONTROL LEVER	
91	527 923 R1	PIN, LINK ARM	
92	82 301 R1	SCREW, BRAKE BLEED -2-	
93		GASKET, HYD LIFT HOUSING LOWER -NOT SERVICED SEPARATELY, FURNISH GASKET PACKAGE 538 649 R91-	
94	65 970 C1 444 695 444 697 444 698	BREATHER ASSY, HYD UNIT HOUSING PLUG, 3/8-18 AUTO-HEX-SOC-HD PIPE -OPTIONAL W/444 697 AND 444 698- PLUG, 3/8-18 AUTO-HEX-SOC-HD PIPE -OPTIONAL W/444 695 AND 444 698- PLUG, 3/8-18 AUTO-HEX-SOC-HD PIPE -OPTIONAL W/444 695 AND 444 697-	
95	65 969 C1 179 791	COVER, LINKAGE ACCESS SCREW, 1/4-20 X 1/2 HEX-HD CAP -5-	
96	399 996 R1	GASKET, LINKAGE ACCESS COVER	
97	537 600 R1	PLATE, INNER RETAINING	
98	536 849 R1	PLATE, OUTER RETAINING	
99	531 144 R1	STUD, TOP COVER SHORT -2-	
	538 649 R91	PACKAGE, REAR FRAME COVER GASKET -CONSISTS OF \$1 GASKET 399 994 R2 3 SEAL 406 734 R1-	



REF. NO.	PART NUMBER	DESCRIPTION	TC-175



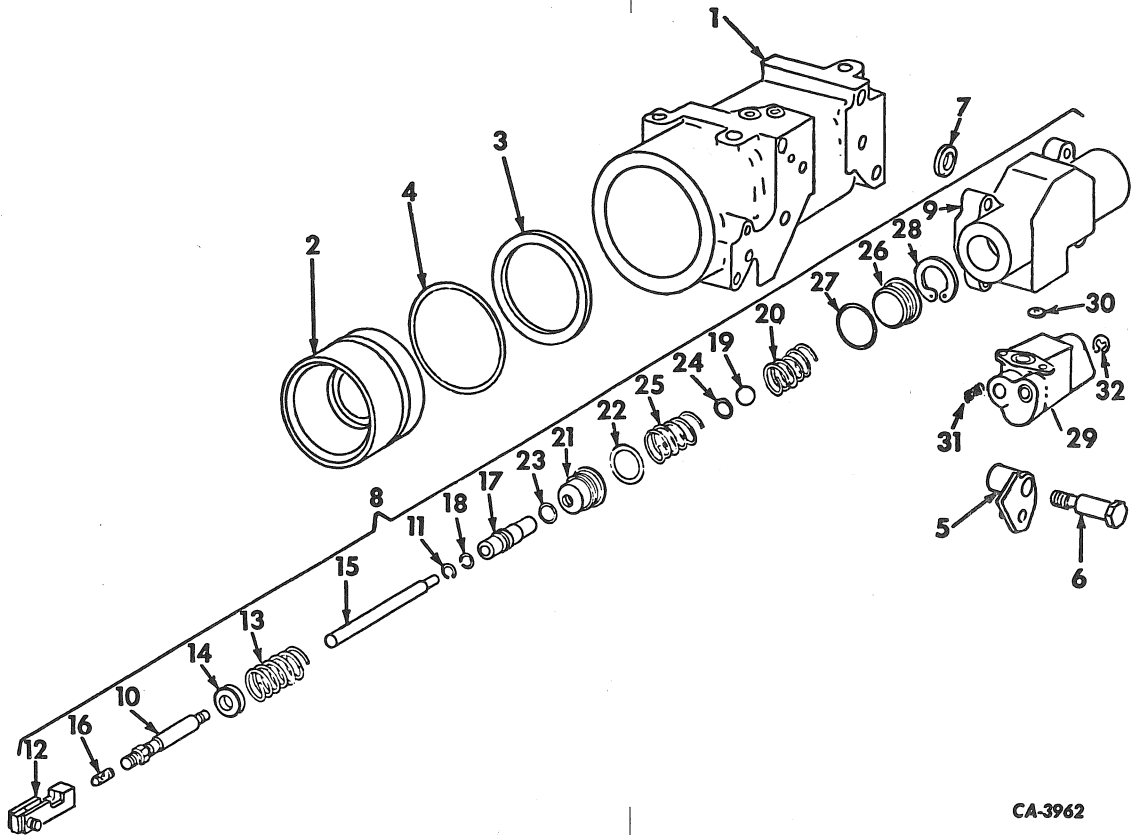
REF. NO.	PART NUMBER	DESCRIPTION	TC-175
----------	-------------	-------------	--------

DRAFT CONTROL CYLINDER AND VALVE



REF. NO.	PART NUMBER	DESCRIPTION	TC-175
----------	-------------	-------------	--------

DRAFT CONTROL CYLINDER AND VALVE -CONTINUED



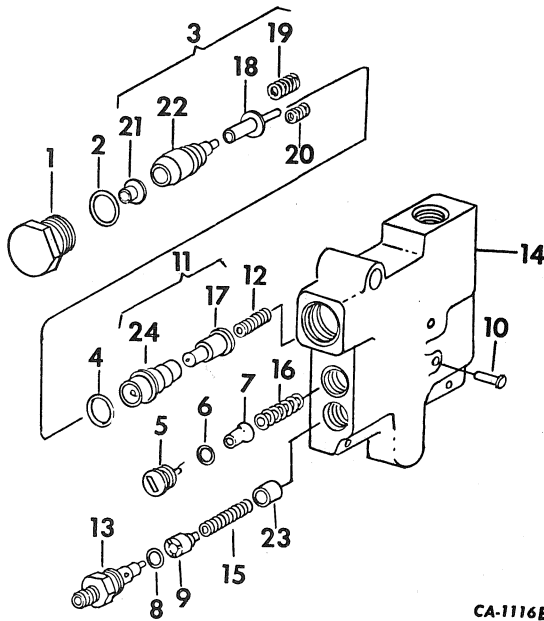
CA-3962

1	399 885 R11	CYLINDER ASSY, DRAFT CONTROL -CONSISTS OF REF NOS 2 THRU 5-	14	376 759 R1	RETAINER, MAIN VALVE SPRING
	186 288	SCREW, 3/8-16 X 4-1/2 HEX-HD CAP -2-		303 322 R1	RING, MAIN VALVE SPRING RETAINING
	179 841	SCREW, 3/8-16 X 1-1/4 HEX-HD CAP	15	376 763 R1	ROD, DROP VALVE ACTUATING
	103 321	WASHER, 3/8 MED LOCK -3-	16	378 101 R1	SCREW, DROP VALVE ADJUSTING
2	399 886 R1	PISTON ASSY, DRAFT CONTROL	17	392 041 R2	SEAT, DROP VALVE ADJUSTING
3	378 827 R1	O-RING, 3-1/8 X 3-1/2 X 3/16	18	406 183 R1	O-RING, 5/16 X 7/16 X 1/16 -S- TREATED
4	375 936 R1	WASHER, PISTON O-RING BACK-UP	19	17 006 R1	BALL, 3/16 CR-STL
5	399 889 R1	ARM ASSY, DRAFT RETARDING	20	376 765 R1	SPRING, PILOT VALVE
6	399 892 R1	BOLT, RETARDING ARM SHOULDER	21	376 766 R1	VALVE, DROP POPPET
7	400 002 R1	SEAL, CYL TO VALVE -3-	22	406 184 R1	O-RING, 1 X 1-1/4 X 1/8 -S- TREATED
8	399 893 R91	VALVE ASSY, DRAFT CONTROL -CONSISTS OF REF NOS 9 THRU 28-	23	406 182 R1	O-RING, 3/8 X 1/2 X 1/16 -S- TREATED
9	399 894 R1	BODY ASSY, DRAFT CONTROL VALVE W/SPOOL PLUG, 1/2-14 AUTO HEX-SOC-HD PIPE	24	376 767 R1	WASHER, DROP POPPET VALVE INNER O-RING -2-
10	376 756 R11	TUBE ASSY, MAIN VALVE ACTUATOR	25	376 768 R1	SPRING, DROP POPPET VALVE
11	376 771 R1	RING, MAIN VALVE TUBE RETAINING	26	376 770 R1	PLUG, DROP POPPET VALVE
12	527 617 R1	ACTUATOR ASSY, MAIN VALVE	27	391 733 R1	O-RING, 1-1/8 X 1-1/4 X 1/16
13	395 005 R2	SPRING, MAIN VALVE			



REF. NO.	PART NUMBER	DESCRIPTION	TC-175
----------	-------------	-------------	--------

UNLOADING AND FLOW CONTROL VALVE



CA-1116B

	59 098 C91	VALVE ASSY, UNLOADING & FLOW CONTROL
1	545 494 R1	PLUG, UNLOADING VALVE
2	296 247 R1	O-RING, 1 IN. OD TUBE
3	376 762 R11	PISTON ASSY, UNLOADING VALVE
4	385 713 R1	O-RING, 13/16 X 1-1/16 X 1/8
5	399 851 R1	PLUG, CHECK VALVE
6	570 828 R1	O-RING, 1/2 OD TUBE
7	389 587 R3	VALVE, CHECK POPPET
8	570 828 R1	O-RING, 1/2 OD TUBE
9	58 367 C1	GUIDE, SPRING
10	617 057 R1	PIN, 1/4 X 1 HV COILED SPRING
11	530 138 R1	BODY ASSY, UNLOADING VALVE
12	530 141 R1	SPRING, UNLOADING
13	9 410 203	CONNECTOR, 3/4-16 ZND 37 DEG HYD FLARED
14		BODY, UNLOADING VALVE -NOT SERVICED SEPARATELY, FURNISH VALVE ASSY, 59 098 C91-
15	530 142 R1	SPRING, FLOW CONTROL VALVE
16	535 547 R1	SPRING, CHECK POPPET
17		VALVE -NOT SERVICED SEPARATELY, ORDER 530 138 R1-



REF. NO.	PART NUMBER	DESCRIPTION	TC-175
----------	-------------	-------------	--------

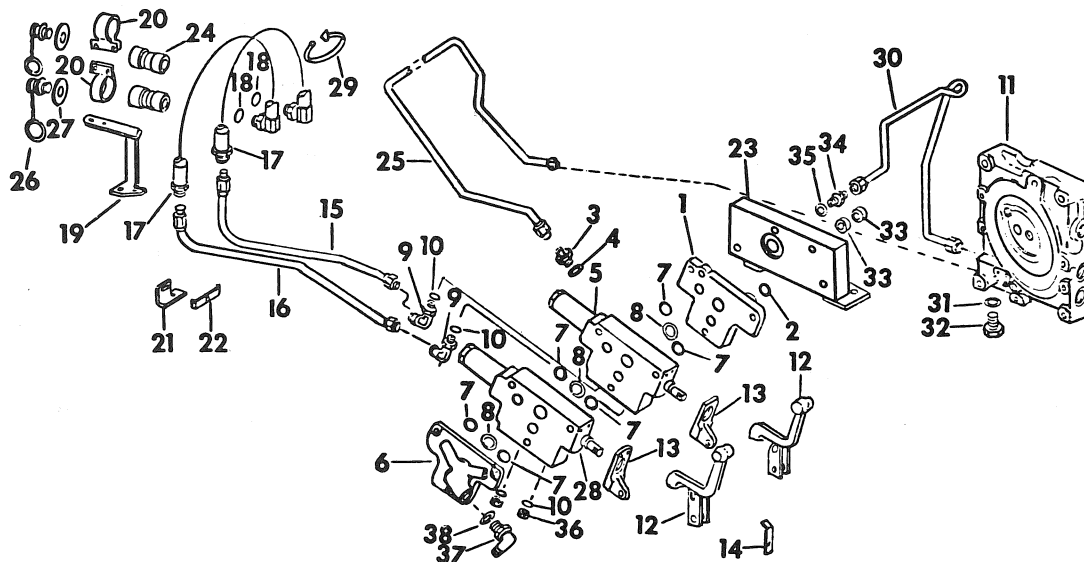
UNLOADING AND FLOW CONTROL VALVE -CONTINUED

18		ROD -NOT SERVICED SEPARATELY, ORDER 376 762 R11-
19		SPRING, INNER -NOT SERVICED SEPARATELY, ORDER 376 762 R11-
20		SPRING, OUTER -NOT SERVICED SEPARATELY, ORDER 376 762 R11-
21		RETAINER -NOT SERVICED SEPARATELY, ORDER 376 762 R11-
22		PISTON, UNLOADING VALVE -NOT SERVICED SEPARATELY, ORDER 376 762 R11-
23		VALVE, FLOW CONTROL -NOT SERVICED SEPARATELY, ORDER 59 098 C91-
24		BODY -NOT SERVICED SEPARATELY, ORDER 530 138 R1-



REF. NO.	PART NUMBER	DESCRIPTION	TC-175
----------	-------------	-------------	--------

AUXILIARY VALVES AND TUBES



CA-3433 A

SERVICE PARTS FOR SINGLE AUXILIARY HYDRAULIC VALVE AND MANIFOLD ATTACHMENT EQUIPPED W/HYDRAULIC DRAFT CONTROL ATTACHMENT-
-CONSISTS OF ALL PARTS MARKED UNIT A-

530 616 R91 PARTS ACCESSORY, SECOND AUXILIARY HYDRAULIC VALVE FOR TRACTORS EQUIPPED W/FIRST VALVE
-CONSISTS OF ALL PARTS MARKED UNIT B-

SERVICE PARTS FOR SINGLE AUXILIARY HYDRAULIC VALVE AND MANIFOLD ATTACHMENT EQUIPPED W/FLAT PLATE REAR FRAME COVER
-CONSISTS OF ALL PARTS MARKED UNIT C-

530 612 R91 PARTS ACCESSORY, SINGLE AUXILIARY HYDRAULIC VALVE ATTACHMENT EQUIPPED W/HYDRAULIC DRAFT CONTROL ATTACHMENT
-CONSISTS OF ALL PARTS MARKED UNIT D-

67 282 C91 PARTS ACCESSORY, SINGLE AUXILIARY HYDRAULIC VALVE ATTACHMENT COVER
-CONSISTS OF ALL PARTS MARKED UNIT E-

530 613 R91 PARTS ACCESSORY, REAR MANIFOLD FOR USE W/FIRST VALVE
-CONSISTS OF ALL PARTS MARKED UNIT F-



REF. NO.	PART NUMBER	DESCRIPTION	TC-175
----------	-------------	-------------	--------

AUXILIARY VALVES AND TUBES -CONTINUED

SERVICE PARTS FOR SINGLE AUXILIARY HYDRAULIC VALVE AND MANIFOLD ATTACHMENT EQUIPPED W/HYDRAULIC DRAFT CONTROL ATTACHMENT-
-CONSISTS OF ALL PARTS MARKED UNIT G-

1	530 209 R1	BLOCK, CONTROL VALVE TRANSFER UNITS A, C, D, E AND H- 179 845 SCREW, 3/8-16 X 1-3/4 HEX-HD CAP -2-
2	379 794 R1	O-RING, 1-1/4 X 1-7/16 X 3/32 UNITS A, C, D, E AND G-
3	9 410 204	UNION, 7/8-14 37 DEG HYD FLARED TUBE SHORT SWIVEL UNITS A, C, D, E AND G-
4	364 885 R1	O-RING, 5/8 OD TUBE UNITS A, C, D, E AND G-
5	529 912 R92	VALVE ASSY, HYD OPEN CENTER CONTROL UNITS A, C, D, E AND G- -FOR COMPONENTS, SEE LIST OF PARTS UNDER DETAILS OF HYDRAULIC CONTROL VALVE-
6	376 023 R4	COVER, OPEN CENTER CONTROL VALVE UNITS A, C, D, E AND G-
6	470 603 R4	COVER, OPEN CENTER CONTROL VALVE -UNIT G-
	381 784 R1	SCREW, 3/8-16 X 3-3/8 HEX-HD CAP -2-
	450 517	SCREW, 3/8-16 X 4-3/4 HEX-HD CAP
7	381 884 R1	O-RING, 1 X 1-3/16 X 3/32 -4- UNITS A, C, D, E AND G- -6 W/UNIT B-

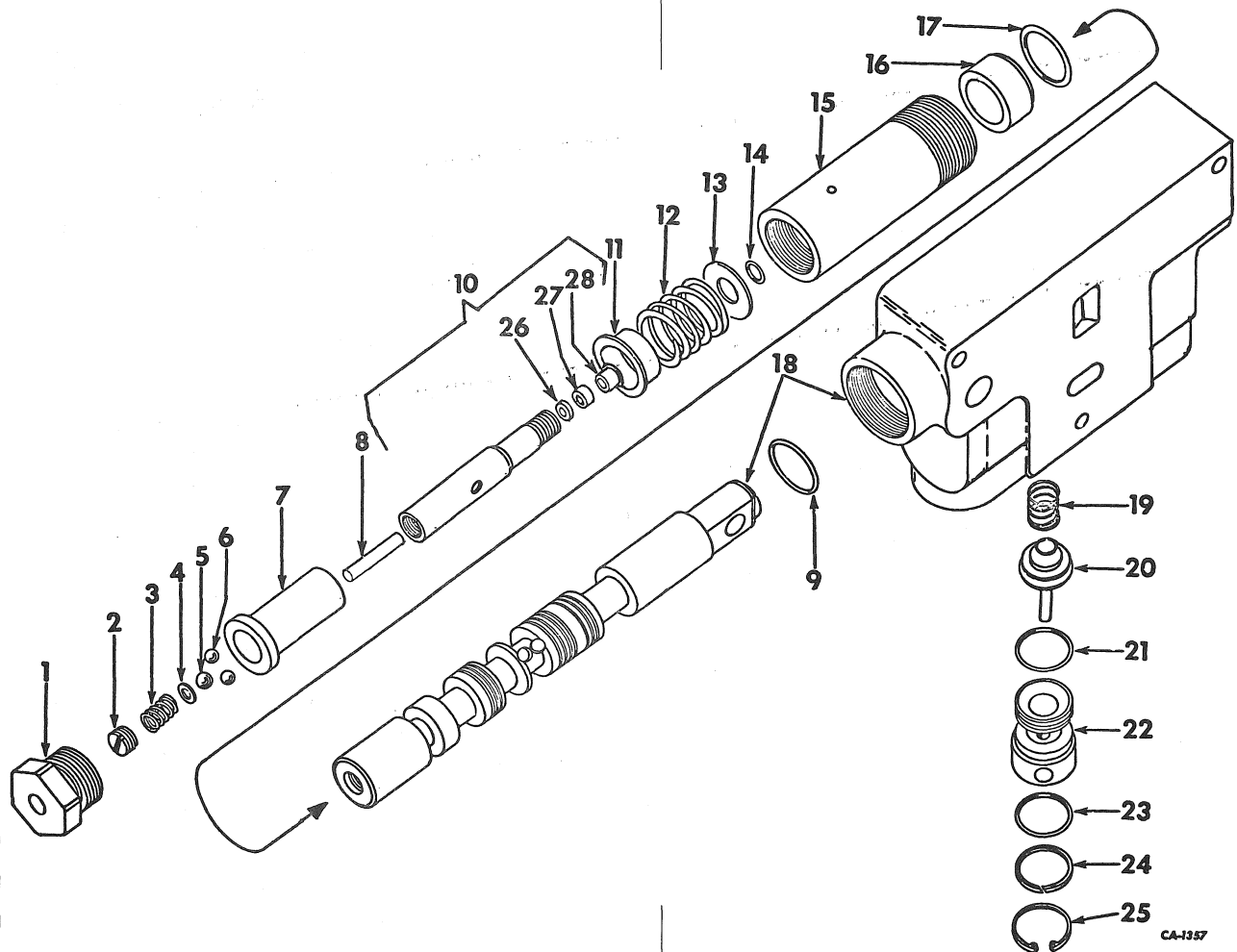
HYDRAULICS				-21-	GROUP 10
REF. NO.	PART NUMBER	DESCRIPTION	TC-175		
AUXILIARY VALVES AND TUBES -CONTINUED					
8	381 885 R1	O-RING, 1-3/8 X 1-9/16 X 3/32 -2- UNITS A, C, D, E AND G- -3 W/UNIT B-			
9	9 410 978	ELBOW, 7/8-14 37 DEG HYD FLARED TUBE -UNITS A, B, C, F AND G-			
10	364 885 R1	O-RING, 5/8 OD TUBE -2- UNITS A, C, D, E AND G-			
11	57 714 C93	VALVE ASSY, MULTIPLE CONTROL -FOR COMPONENTS SEE LIST OF PARTS UNDER DETAILS OF MULTIPLE CONTROL VALVE- -UNIT B-			
12	530 210 R1	HANDLE, AUX. HYD VALVE CONTROL -UNITS A, B, C, D E AND G-			
	16 811 R1	PIN, 1/2 X 1-11/16 ROD END -2-			
	103 343	WASHER, 17/32 X 1-1/16 X .095 -2-			
	103 385	PIN, 1/8 X 3/4 COT. -2-			
13	467 948 R1	BRACKET, AUX HYD VALVE CONTROL HANDLE -UNITS A, B, C, D E AND G-			
	179 816	SCREW, 5/16-18 X 3/4 HEX-HD CAP -2-			
	103 320	WASHER, 5/16 MED LOCK -2-			
14	530 211 R1	BAR, AUX HYD VALVE FLOAT LOCKOUT -UNITS A, B, C, D E AND G-			
	382 239 R1	BOLT, AUX HYD VALVE FLOAT LOCKOUT BAR UNITS A, C, D, E AND G-			
15	535 296 R1	TUBE ASSY, REAR OUTLET RAISE UNITS A, C, D, E AND G-			
16	535 297 R1	TUBE ASSY, REAR OUTLET LOWER -UNITS A, C, D, E AND G-			
17	535 302 R1	HOSE ASSY, REAR OUTLET -2- -UNITS A, C, D, E AND G-			
18	364 885 R1	O-RING, 5/8 OD TUBE -2- -UNITS A, C, D, E AND G-			
19	535 298 R1	BRACKET ASSY, REAR MANIFOLD MOUNTING -UNITS A, C, D, E AND G-			
	180 081	SCREW, 5/16-18 X 1-1/4 HEX-HD CAP -2-			
	120 214	WASHER, 5/16 REG LOCK -2-			
	120 376	NUT, 5/16-18 HEX. -2-			
	179 890	SCREW, 1/2-13 X 2-1/4 HEX-HD CAP -2-			
	25 673 R1	WASHER, 17/32 X 1-1/16 X .095			
20	3 114 106 R1	CLAMP, COUPLING -2- -UNITS A, C, D, E AND G-			
21	535 300 R1	BRACKET, REAR OUTLET TUBE -UNITS A, C, D, E AND G-			
	179 889	SCREW, 1/2-13 X 2 HEX-HD CAP			
22	535 301 R1	CLAMP, REAR OUTLET TUBE UNITS A, C, F AND G-			
	180 081	SCREW, 5/16-18 X 1-1/4 ZND HEX-HD CAP			
	120 214	WASHER, 5/16 ZND MED LOCK			
	120 376	NUT, 5/16-18 ZND HEX.			
23	67 294 C1	PLATE ASSY, AUX VALVE MOUNTING -UNIT C AND E-			
	179 849	SCREW, 3/8-16 X 2-1/2 HEX-HD CAP			
	120 635	NUT, 3/8-16 HEX.			
	103 321	WASHER, 3/8 MED LOCK			

HYDRAULICS				-21-	GROUP 10
REF. NO.	PART NUMBER	DESCRIPTION	TC-175		
AUXILIARY VALVES AND TUBES -CONTINUED					
24	395 150 R91	COUPLING ASSY, HYD SELF-SEALING FEMALE STR THD -2- UNITS A, C, F AND G- -CONSISTS OF			
		1 RING	388 997 R1		
		1 O-RING	385 713 R1		
		\$1 VALVE	395 158 R1		
		\$1 SPRING	387 470 R1		
		\$1 RETAINER	388 992 R1		
		\$1 BALL	16 006 R1		
		\$1 SPRING	395 157 R1-		
25	530 222 R1	TUBE ASSY, AUX HYD VALVE RETURN -UNIT D-			
25	66 761 C1	TUBE ASSY, DRAFT CONTROL RETURN -UNIT C AND E-			
26	401 757 R11	PLUG ASSY, COUPLING DUST -2- UNITS A, C, F AND G-			
27	401 758 R1	WASHER, DUST PLUG -2- UNITS A, C, F AND G-			
28	529 912 R92	VALVE ASSY, HYD OPEN CENTER CONTROL -UNIT B- -FOR COMPONENTS, SEE LIST OF PARTS UNDER DETAILS OF HYDRAULIC CONTROL VALVE-			
	381 781 R1	SCREW, 3/8-16 X 5-3/8 HEX-HD CAP -2-			
	20 507 R1	SCREW, 3/8-16 X 6-3/4 HEX-HD CAP			
29	306 132 C1	STRAP, HOSE -UNITS A, C, D, E AND G-			
30	67 298 C1	TUBE ASSY, AUX VALVE SUPPLY -UNIT C AND E-			
31	364 879 R1	O-RING, 7/8 X 1-1/16 X 3/32 -UNIT E-			
32	399 858 R92	VALVE ASSY, PILOT RELIEF - 2500 PSI -UNIT E-			
33	401 941 R1	SPACER, AUX VALVE MOUNTING PLATE -2- -UNIT C AND E-			
34	9 410 204	UNION, 7/8-14 37 DEG HYD FLARED TUBE -UNITS C AND E-			
35	364 885 R1	O-RING, 5/8 OD TUBE -UNIT C AND E-			
36	9 410 360	PLUG, 7/8-14 STR THD-O-RING BOSS -2- -UNITS B, D AND E-			
37	9 411 108	ELBOW, 1-3/16-12 37 DEG HYD FLARED TUBE -UNITS B AND G-			
38	297 459 R1	O-RING, 7/8 OD TUBE -UNITS B AND G-			
	395 149 R1	COUPLING ASSY, HYD SELF-SEALING MALE -2-			



REF. NO.	PART NUMBER	DESCRIPTION	TC-175
----------	-------------	-------------	--------

HYDRAULIC CONTROL VALVE



REF. NO.	PART NUMBER	DESCRIPTION	TC-175
----------	-------------	-------------	--------

HYDRAULIC CONTROL VALVE -CONTINUED

12	376 422 R1	SPRING, CENTERING
13	376 420 R2	WASHER, CENTERING SPRING THIN
14	359 158 R1	O-RING, 5/16 X 7/16 X 1/16
15	395 783 R2	SLEEVE, CAP RETAINING
16	395 781 R3	RETAINER, VALVE SPOOL O-RING
17	528 249 R1	O-RING, 7/8 X 1-1/16 X 3/32 -S TREATED-
18		BODY ASSY, CONTROL VALVE -NOT SERVICED SEPARATELY, FURNISH VALVE ASSY, 529 912 R92-
19	395 278 R1	SPRING, BACK FLOW CHECK POPPET VALVE
20	395 277 R1	VALVE, BACK FLOW CHECK POPPET
21	364 879 R1	O-RING, 7/8 X 1-1/16 X 3/32
22	383 280 R1	RETAINER, VALVE BACK FLOW CHECK POPPET

CA-1357

	529 912 R92	VALVE ASSY, HYDRAULIC CONTROL
1	376 425 R1 432 539	CAP, CONTROL VALVE PLUG, 7/16 STEEL BUTTON
2	377 803 R1	PLUG, SPRING RETAINING
3	377 802 R1	SPRING, DETENT
4	377 801 R1	WASHER, DETENT ACTUATING BALL
5	17 010 R1	BALL, 5/16 CR-STL
6	17 008 R1	BALL, 1/4 CR-STL -3-
7	376 426 R2	SLEEVE, POSITION CONTROL
8	529 913 R1	PISTON ASSY, UNLATCHING
9	406 181 R1	O-RING, 7/8 X 1-1/8 X 1/8 -S TREATED-
10	529 906 R91	ACTUATOR ASSY, CENTERING SPRING
11	376 423 R1	RETAINER, CENTERING SPRING



REF. NO.	PART NUMBER	DESCRIPTION	TC-175
HYDRAULIC CONTROL VALVE -CONTINUED			
23	362 796 R1	O-RING, 15/16 X 1-1/8 X 3/32	
24	376 433 R1	WASHER, VALVE BODY PLUG O-RING BACK-UP	
25	537 603 R1	RING, CHECK POPPET RETAINER SNAP	
26	529 908 R1	WASHER, BACKUP	
27	529 909 R1	O-RING, CENTERING SPRING	
28	529 904 R1	PLUG, ACTUATOR VALVE	
	383 548 R92	PACKAGE, CONTROL VALVE -CONSISTS OF REF NOS 9, 14, 17 AND 19 THRU 25-	
	548 788 R91	PACKAGE, CONTROL VALVE LOWER SEAL -CONSISTS OF REF NOS 15 THRU 17-	



REF. NO.	PART NUMBER	DESCRIPTION	TC-175
----------	-------------	-------------	--------



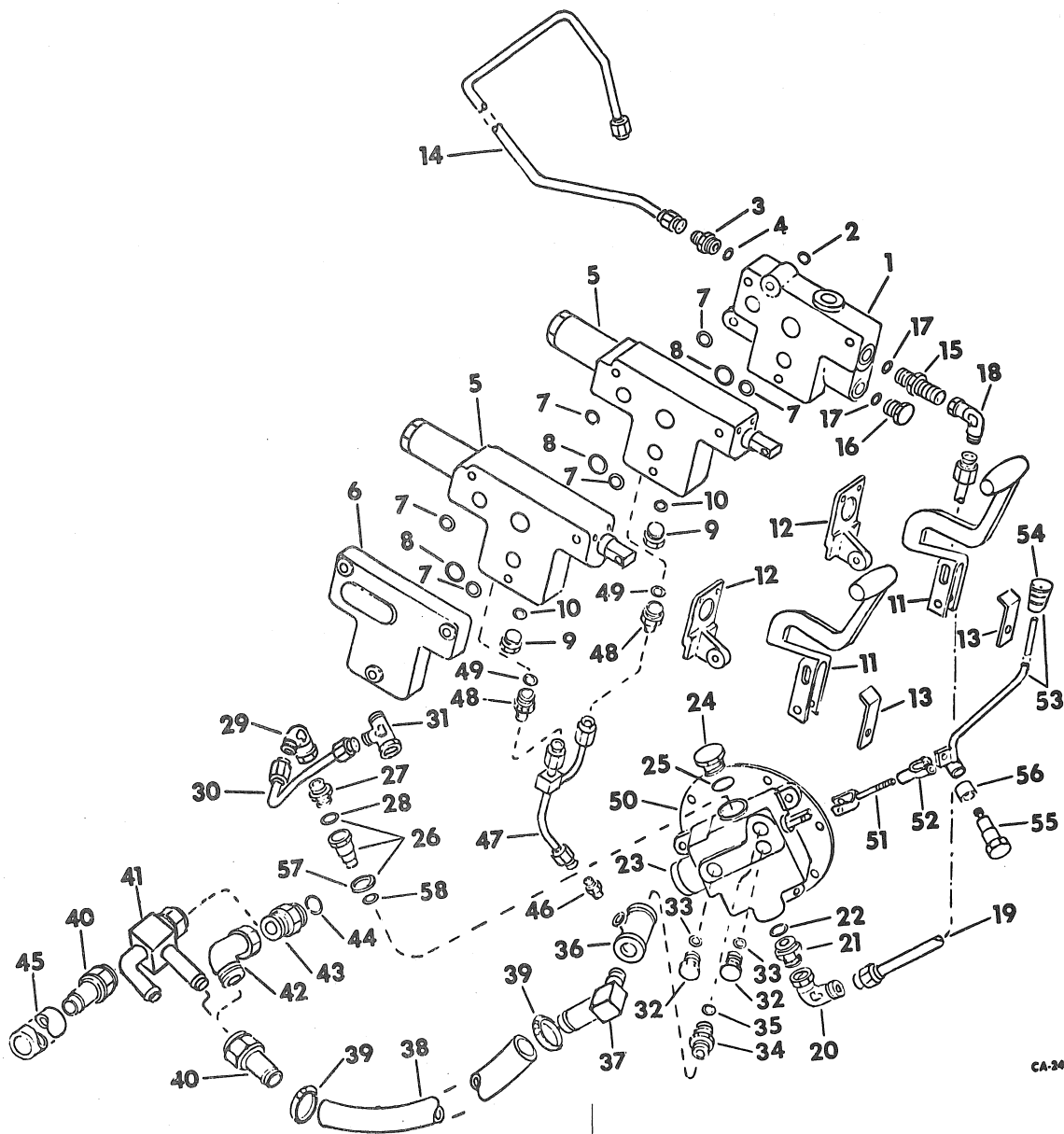
REF. NO.	PART NUMBER	DESCRIPTION	TC-175
----------	-------------	-------------	--------

INTERNAL PUMP ADAPTING ATTACHMENT



REF. NO.	PART NUMBER	DESCRIPTION	TC-175
----------	-------------	-------------	--------

INTERNAL PUMP ADAPTING ATTACHMENT -CONTINUED



CA-2464 A

SERVICE PARTS, TRACTORS EQUIPPED WITH 3110 HYD MOWER ONLY
-CONSISTS OF ALL UNMARKED PARTS, AND THOSE MARKED UNIT A-

SERVICE PARTS, TRACTORS EQUIPPED WITH 3110 HYD MOWER AND 2050A LOADER
-CONSISTS OF ALL UNMARKED PARTS, AND THOSE MARKED UNIT B-

- 1 536 698 R91 VALVE ASSY, FLOW DIVIDER
-FOR COMPONENTS, SEE LIST OF PARTS UNDER DETAILS OF FLOW DIVIDER VALVE-
- 179 845 SCREW, 3/8-16 X 1-3/4 HEX-HD CAP -2-
- 2 379 794 R1 O-RING, 1-1/4 X 1-7/16 X 3/32



REF. NO.	PART NUMBER	DESCRIPTION	TC-175
INTERNAL PUMP ADAPTING ATTACHMENT -CONTINUED			
3	9 410 204	UNION, 7/8-14 37 DEG HYD FLARED TUBE SHORT SWIVEL	
4	364 885 R1	O-RING, 5/8 OD TUBE	
5	529 912 R92	VALVE ASSY, HYD OPEN CENTER CONTROL -2- -FOR COMPONENTS, SEE LIST OF PARTS UNDER DETAILS OF CONTROL VALVE-	
6	376 023 R4	COVER, OPEN CENTER CONTROL VALVE -UNIT A-	
	381 781 R1	SCREW, 3/8-16 X 5-3/8 HEX-HD CAP -2-	
	20 507 R1	SCREW, 3/8-16 X 6-3/4 HEX-HD CAP	
7	381 884 R1	O-RING, 1 X 1-3/16 X 3/32 -6-	
8	381 885 R1	O-RING, 1-3/8 X 1-9/16 X 3/32 -3-	
9	9 410 360	PLUG, 7/8-14 C-Z STR-THD O-RING BOSS -2-	
10	364 885 R1	O-RING, 5/8 OD TUBE -2-	
11	530 210 R1	HANDLE, AUX HYD VALVE CONTROL -2-	
	16 811 R1	PIN, 1/2 X 1-11/16 ROD END -4-	
	103 343	WASHER, 17/32 X 1-1/16 X .074 -4-	
	103 385	PIN, 1/8 X 1 COT. -4-	
12	467 948 R1	BRACKET, CONTROL HANDLE -2-	
	179 816	SCREW, 5/16-18 X 3/4 HEX-HD CAP -4-	
	103 320	WASHER, 5/16 MED LOCK -4-	
13	530 211 R1	BAR, FLOAT LOCKOUT -2-	
	382 239 R1	BOLT, FLOAT LOCKOUT BAR -2-	
14	66 761 C1	TUBE ASSY, AUX HYD VALVE RETURN	
15	9 403 256	UNION, 7/8-14 C-Z 37 DEG HYD FLARED TUBE BULKHEAD	
16	9 410 360	PLUG, 7/8-14 C-Z STR-THD O-RING BOSS	
17	364 885 R1	O-RING, 5/8 OD TUBE -2-	
18	9 410 282	ELBOW, 7/8-14 C-Z 37 DEG HYD FLARED TUBE 90 DEG SWIVEL	
19	538 200 R1	TUBE ASSY, POWER SUPPLY	
20	9 410 282	ELBOW, 7/8-14 C-Z 37 DEG HYD FLARED TUBE 90 DEG SWIVEL	
21	573 206 R1	UNION, 7/8-14 C-Z 37 DEG HYD FLARED TUBE SHORT SWIVEL REDUCER	
22	368 269 R1	O-RING, 3/4 OD TUBE	
23	538 201 R91	VALVE ASSY, CONTROL	
24	478 483 R1	PLUG, BODY -UNIT A-	
25	635 971 R1	GASKET, SLEEVE -UNIT A-	
26	477 816 R91	SLEEVE W/GASKET AND SEAL, POWER BEYOND -UNIT B- -CONSISTS OF REF NOS 57 AND 58-	
27	573 206 R1	UNION, 7/8-14 C-Z 37 DEG HYD FLARED TUBE SHORT SWIVEL REDUCER -UNIT B-	
28	368 269 R1	O-RING, 3/4 OD TUBE -UNIT B-	
29	9 410 282	ELBOW, 7/8-14 C-Z 37 DEG HYD FLARED TUBE 90 DEG SWIVEL -UNIT B-	
30	538 202 R1	TUBE ASSY, LOADER POWER BEYOND -UNIT B-	
31	9 410 334	TEE, 7/8-14 C-Z 37 DEG HYD FLARED TUBE 90 DEG SWIVEL -UNIT B-	

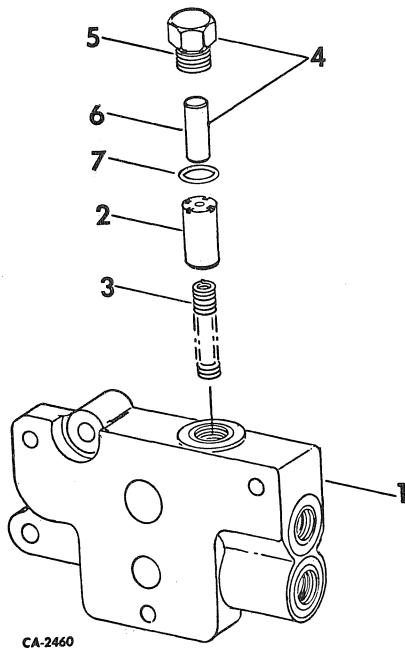


REF. NO.	PART NUMBER	DESCRIPTION	TC-175
INTERNAL PUMP ADAPTING ATTACHMENT -CONTINUED			
32	547 665 R91	HOSE ASSY, HYDRAULIC -2-	
33	364 885 R1	O-RING, 5/8 OD TUBE -2-	
34	587 638 R1	CONNECTOR, 7/8-14 C-Z 37 DEG HYD FLARED TUBE REDUCER	
35	364 885 R1	O-RING, 5/8 OD TUBE	
36	218 250	TEE, 3/4 X 3/4 X 1/4 REDUCING PIPE	
37	477 814 R1	ELBOW, RETURN LINE	
38		HOSE, DUMP LINE -FURNISH TWELVE INCHES FROM 50 FT. ROLL MARKED 490 960 R1-	
39	274 086 R91	CLAMP, HOSE -2-	
40	479 152 R91	FITTING, RETURN HOSE	
41	57 231 C1	TEE TUBE 90 DEG SWIVEL -UNIT B-	
42	9 410 285	ELBOW, 1-5/16-12 C-Z 37 DEG HYD FLARED SWIVEL -UNIT A-	
43	9 410 207	UNION, 1-5/16-12 C-Z 37 DEG HYD FLARED TUBE SHORT SWIVEL -UNIT A-	
44	296 247 R1	O-RING, 1 OD TUBE -UNIT A-	
45		HOSE, DUMP LOADER -UNIT B- -FURNISH 4 INCHES FROM 50 FT. ROLL MARKED 490 960 R1-	
46	317 783 R1	CONNECTOR, 7/16-20 C-Z 37 DEG HYD FLARED TUBE REDUCER	
47	538 204 R1	TUBE ASSY, PRESSURE RELIEF	
48	391 797 R1	UNION, 7/16-20 C-Z 37 DEG HYD FLARED TUBE SHORT SWIVEL REDUCER -2-	
49	364 885 R1	O-RING, 5/8 OD TUBE -2-	
50	538 205 R1	COVER ASSY, VALVE MOUNTING	
	21 622 R1	NUT, 3/8-16 NYLON INSERT -3-	
51	538 208 R1	YOKE ASSY, CONTROL VALVE	
	130 368 H	PIN, 1/4 X 1-11/64 STD-HD	
	121 223	PIN, 1/16 X 3/4 C-Z COT.	
52	355 975 R1	YOKE, ROD CONTROL	
	138 084	PIN, 3/8 X 1-3/32 C-Z ROD END	
	121 224	PIN, 3/32 X 1 C-Z COT.	
	120 369	NUT, 3/8-24 ZND HEX.	
53	538 211 R91	HANDLE ASSY, VALVE CONTROL	
54	397 931 R2	GRIP	
55	538 215 R1	BOLT, PIVOT	
56	538 214 R1	TUBE, PIVOT	
	49 609 D	WASHER, 45/64 X 1-1/4 X 11 GA C-Z	
57	635 971 R1	GASKET -UNIT B-	
58	666 218 R1	SEAL -UNIT B-	



REF. NO.	PART NUMBER	DESCRIPTION	TC-175
----------	-------------	-------------	--------

FLOW DIVIDER VALVE
-TRACTORS W/LOADER AND/OR MOWER-

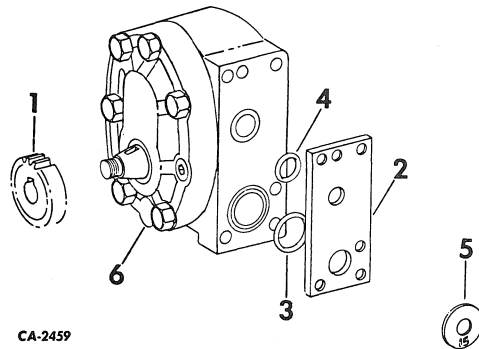


	536 698 R91	VALVE ASSY, FLOW DIVIDER
1		BODY, FLOW DIVIDER -NOT SERVICED SEPARATELY, FURNISH VALVE ASSY 536 698 R91-
2		SPOOL, FLOW DIVIDER -NOT SERVICED SEPARATELY, FURNISH VALVE ASSY 536 698 R91-
3	536 701 R1	SPRING, FLOW DIVIDER
4	536 702 R1	STOP ASSY, FLOW DIVIDER
5		STOP, FLOW DIVIDER -NOT SERVICED SEPARATELY, FURNISH STOP ASSY 536 702 R1-
6		PIN, 1/2 X 1-1/4 DOWEL -NOT SERVICED SEPARATELY, FURNISH STOP ASSY 536 702 R1-
7	364 885 R1	O-RING, 5/8 OD TUBE



REF. NO.	PART NUMBER	DESCRIPTION	TC-175
----------	-------------	-------------	--------

INTERNAL PUMP ADAPTING
-TRACTORS W/LOADER, MOWER OR LOADER AND MOWER-

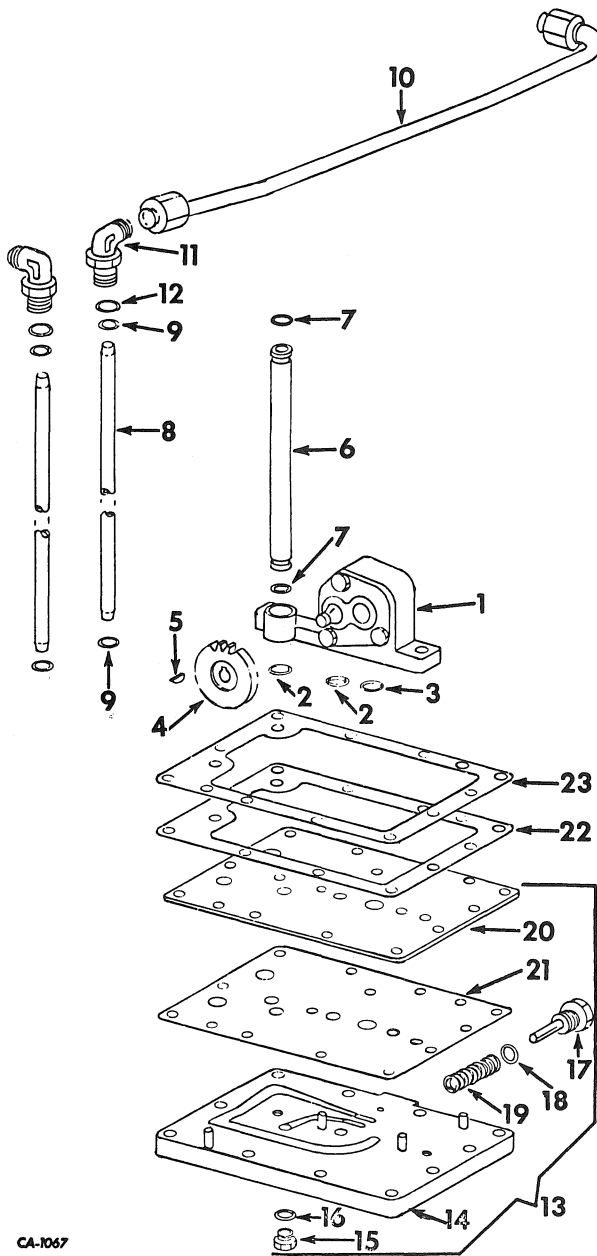


1	544 908 R1	GEAR, HYD PUMP DRIVEN
2	544 909 R2	PLATE, PUMP MOUNTING
	179 830	SCREW, 5/16-18 X 3 HEX-HD CAP -2-
	186 271	SCREW, 5/16-18 X 3-3/4 HEX-HD CAP -2-
3	21 433 R1	O-RING, 11/16 X 7/8 X 3/32
4	372 821 R1	O-RING, 1-1/16 X 1-1/4 X 3/32
5	537 517 R1	WASHER, PUMP IDENTIFICATION -LOCATED ON MULTIPLE CONTROL VALVE-
6	67 248 C91	PUMP ASSY, HYD GEAR -FOR COMPONENTS, SEE LIST OF PARTS UNDER DETAILS OF HYD GEAR PUMP- -OPTIONAL W/66 513 C91-
6	66 513 C91	PUMP ASSY, HYD GEAR -OPTIONAL W/67 248 C91-



REF. NO.	PART NUMBER	DESCRIPTION	TC-175
----------	-------------	-------------	--------

HYDRAULIC PUMP AND CONNECTIONS
-TRACTORS W/FORWARD AND REVERSE-



1	527 757 R91	PUMP ASSY, HYD -FOR COMPONENTS, SEE LIST OF PARTS UNDER DETAILS OF HYD PUMP-
	179 841	SCREW, 3/8-16 X 1-1/4 HEX-HD CAP -2-
	103 321	WASHER, 3/8 MED LOCK -2-
2	379 181 R1	O-RING, 5/8 X 3/4 X 1/16 -2-
3	574 069 R1	O-RING, 3/4 X 7/8 X 1/16



REF. NO.	PART NUMBER	DESCRIPTION	TC-175
----------	-------------	-------------	--------

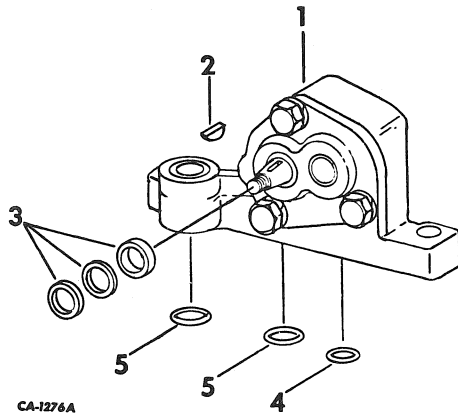
HYDRAULIC PUMP AND CONNECTIONS -CONTINUED
-TRACTORS W/FORWARD AND REVERSE-

4	528 076 R1 115 548 114 493	GEAR, PUMP DRIVEN -14T- WASHER, 5/16 INT-TOOTH LOCK NUT, 5/16-24 HEX. JAM
5	427 261	KEY, 1/8 X 3/8 WOODRUFF
6	402 544 R1	TUBE, OIL INLET
7	382 997 R1	O-RING, 1/2 X 5/8 X 1/16 -2-
8	402 545 R1	TUBE, PUMP PRESSURE -2-
9	252 739 R1	O-RING, 1/2 X 11/16 X 3/32 -4-
10		NOT USED IN THIS APPLICATION
11	9 410 977	ELBOW, 3/4-16 C-Z 37 DEG HYD FLARED TUBE ADJ STR-THD 90 DEG -2-
12	570 828 R1	O-RING, 1/2 OD TUBE -2-
13	402 547 R95	VALVE ASSY, REGULATOR -INCLUDES REF NOS 14 THRU 21-
14	402 548 R1 103 339	BODY ASSY, REGULATOR VALVE WASHER, 9/32 X 5/8 X .051
15	9 410 356	PLUG, 7/16-20 C-Z STR THD-O-RING BOSS
16	369 751 R1	O-RING, 1/4 OD TUBE
17		NOT USED IN THIS APPLICATION
18	570 828 R1	O-RING, 1/2 OD TUBE
19		NOT USED IN THIS APPLICATION
20	402 554 R1	PLATE, PUMP
21	402 555 R2	GASKET, PUMP PLATE
22		NOT USED IN THIS APPLICATION
23	402 556 R2 179 842 103 321	GASKET, PUMP MOUNTING FLANGE LT SCREW, 3/8-16 X 1-3/8 HEX-HD CAP -11- WASHER, 3/8 MED LOCK -11-
	65 732 C91	PACKAGE, REGULATOR VALVE SERVICE -CONSISTS OF
	\$1	PLUG 65 729 C1
	\$1	SPRING 65 730
	\$1	SHIM 65 731 C1-



REF. NO.	PART NUMBER	DESCRIPTION	TC-175
----------	-------------	-------------	--------

HYDRAULIC GEAR PUMP

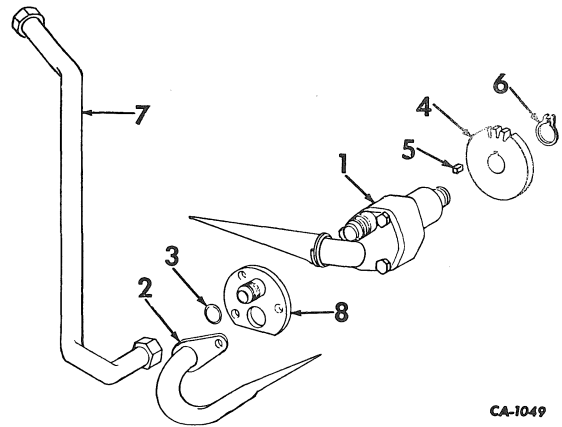


1	527 757 R91	PUMP ASSY, HYD -TRACTORS W/FORWARD AND REVERSE ATT-
	179 841	SCREW, 3/8-16 X 1-1/4 HEX. -2-
	103 321	WASHER, 3/8 MED LOCK -2-
2	427 261	KEY, PUMP SHAFT
3	534 263 R91	SEAL PACK KIT
4	574 069 R1	O-RING, SUCTION PORT
5	379 181 R1	O-RING, PRESSURE PORT



REF. NO.	PART NUMBER	DESCRIPTION	TC-175
----------	-------------	-------------	--------

HYDRAULIC TRANSFER PUMP



1	528 504 R91	PUMP ASSY, TRANSFER -DRAFT CONTROL COMPLETING ATT.-
	139 371	SCREW, 5/16-18 X 1/2 HEX-SOC-HD CONE PT SET
	527 424 R1	SCREW, TRANSFER PUMP RETAINING
2	529 099 R1	TUBE, TRANSFER PUMP SUCTION
3	574 069 R1	O-RING, 3/4 X 7/8 X 1/16
4	528 095 R1	GEAR, TRANSFER PUMP DRIVEN -21T
5	529 100 R1	KEY, TRANSFER PUMP
6	3 042 123 R1	RING, DRIVEN GEAR RETAINING SNAP
7		NOT USED IN THIS APPLICATION
8	529 275 R2	PLATE, END

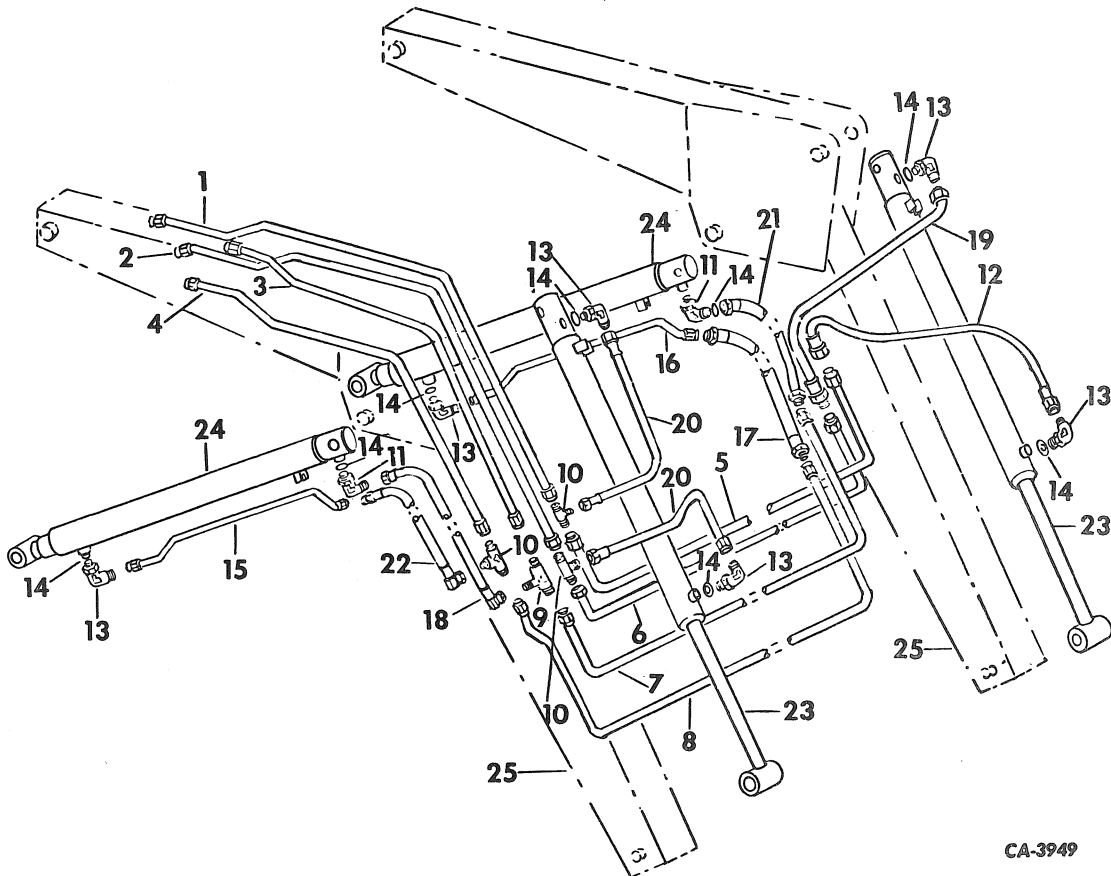


REF. NO.	PART NUMBER	DESCRIPTION	TC-175
----------	-------------	-------------	--------

LOADER CYLINDER, TUBE AND CONNECTIONS
-2505 SERIES B TRACTORS W/2050 SERIES
LOADER-

REF. NO.	PART NUMBER	DESCRIPTION	TC-175
----------	-------------	-------------	--------

LOADER CYLINDER, TUBE AND CONNECTIONS -CONTINUED
-2505 SERIES B TRACTORS W/2050 SERIES
LOADER-



CA-3949

1	545 562 R1	TUBE ASSY, LOWER BUCKET CYL
2	545 561 R1	TUBE ASSY, UPPER BUCKET CYL
3	545 559 R1	TUBE ASSY, UPPER LIFT CYL
4	545 560 R1	TUBE ASSY, LOWER LIFT CYL
5	545 563 R1	TUBE ASSY, UPPER FRONT CROSS
6	545 564 R1	TUBE ASSY, LOWER FRONT CROSS
7	544 550 R2	TUBE ASSY, BOOM HYD
8	544 551 R1	TUBE ASSY, BOOM HYD
9	9 402 983	TEE, 7/8-14 37 DEG HYD FLARED TUBE
10	9 402 983	TEE, 7/8-14 37 DEG HYD FLARED TUBE THREE WAY -3-
11	9 411 105	ELBOW, 3/4-16 37 DEG FLARED TUBE -2-
12	549 268 R1	HOSE ASSY, CYLINDER HEAD
13	9 410 977	ELBOW, 3/4-16 C-Z 37 DEG HYD FLARED TUBE 90 DEG ADJ -6-
14	570 828 R1	O-RING, 41/64 X 13/16 X 3/32 -8-
15	544 484 R1	TUBE, LIFT CYL RETURN RH
16	544 483 R1	TUBE, LIFT CYL RETURN LH

17	544 485 R1	HOSE ASSY, CYLINDER ROD
18	544 486 R1	HOSE ASSY, CYLINDER HEAD
19	545 565 R1	HOSE ASSY, CYLINDER HEAD
20	544 488 R1	HOSE ASSY, CYLINDER HEAD -2-
21	544 490 R2	HOSE ASSY, CYLINDER HEAD
21	61 396 C1	HOSE ASSY, 30 IN. LONG -FOR TRACTORS EQUIPPED W/SELF- LEVELING ATT.-
22	544 489 R1	HOSE ASSY, CYLINDER ROD
23	544 719 R92	CYLINDER ASSY, 2-1/2 X 22.53 STROKE BUCKET -2- -FOR COMPONENTS SEE LIST OF PARTS UNDER DETAILS OF HYDRAULIC CYLINDER-
24	544 718 R91	CYLINDER ASSY, 2-1/2 X 28.7 STROKE LIFT -2- -FOR COMPONENTS SEE LIST OF PARTS UNDER DETAILS OF HYDRAULIC CYLINDER-
25		BOOM -REFER TO LOADER BOOM LISTING-

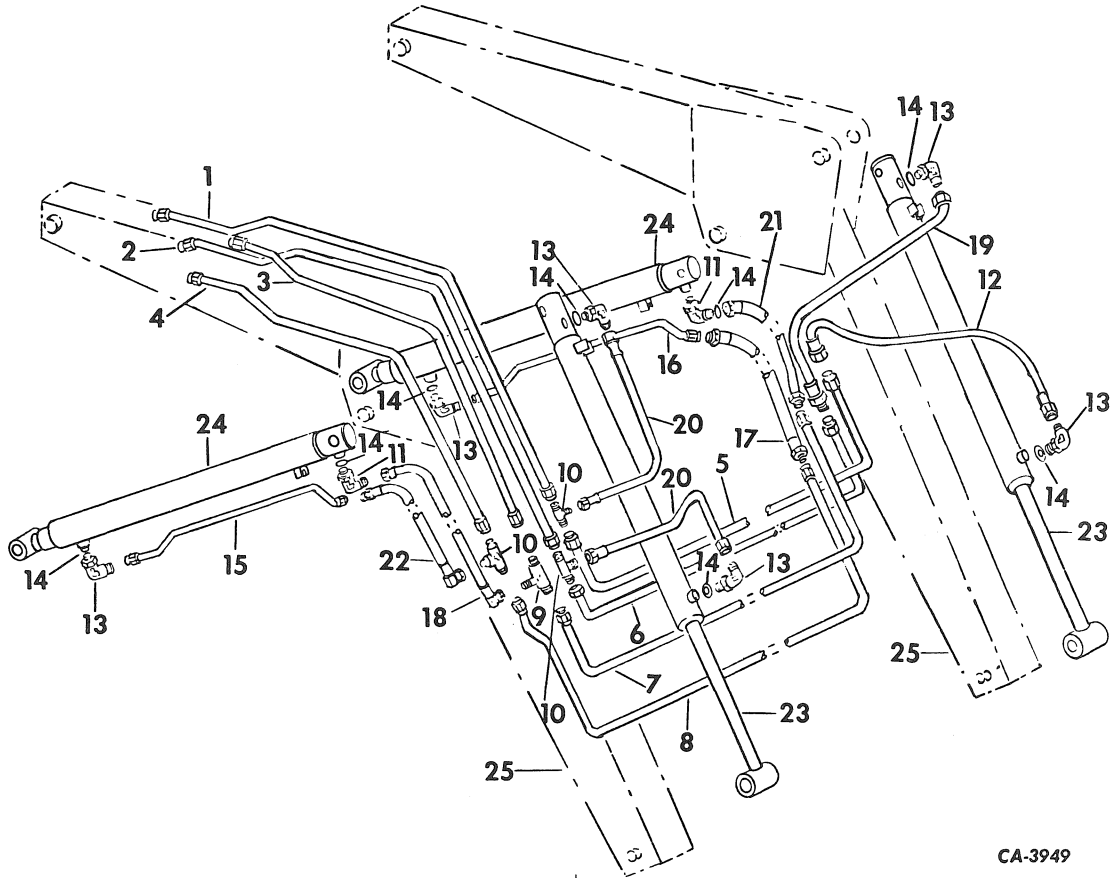


REF. NO.	PART NUMBER	DESCRIPTION	TC-175
----------	-------------	-------------	--------

LOADER CYLINDER, TUBE AND CONNECTIONS
-2510 SERIES B AND 2514 SERIES B TRACTORS
W/3050 SERIES A LOADER-

REF. NO.	PART NUMBER	DESCRIPTION	TC-175
----------	-------------	-------------	--------

LOADER CYLINDER, TUBE AND CONNECTIONS -CONTINUED
-2510 SERIES B AND 2514 SERIES B TRACTORS
W/3050 SERIES A LOADER-



CA-3949

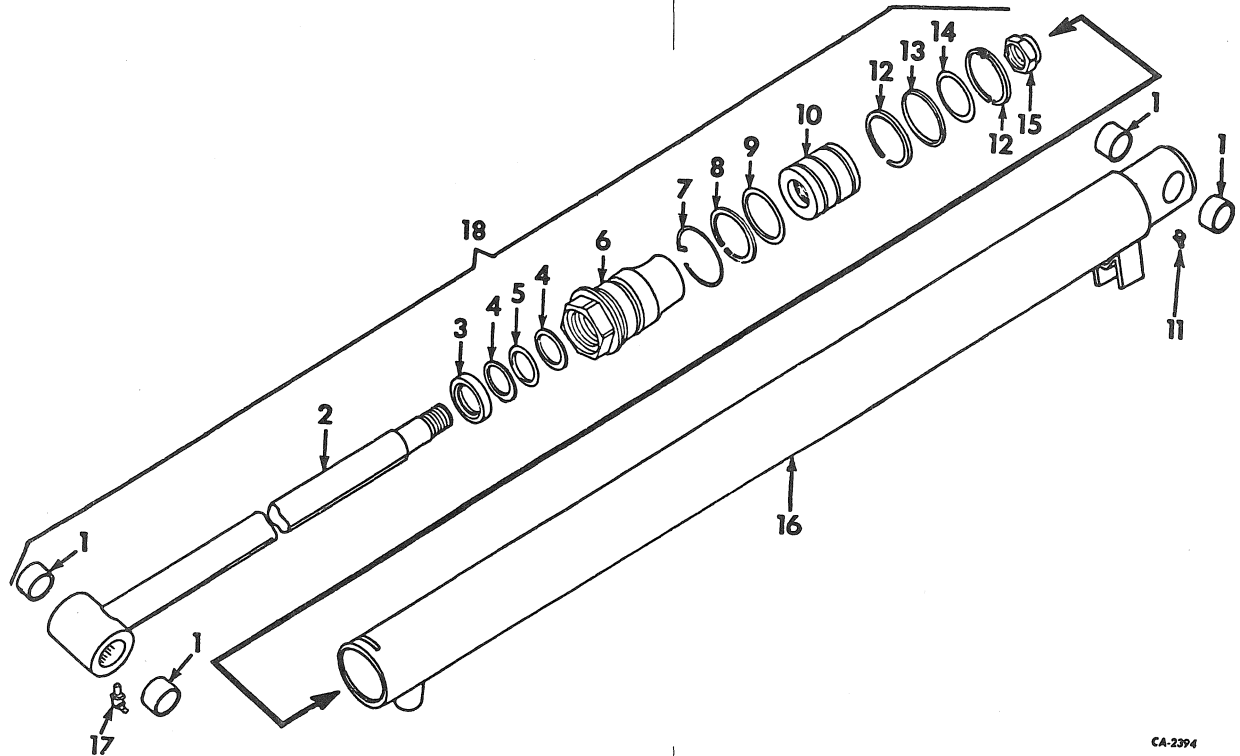
1	545 562 R1	TUBE ASSY, LOWER BUCKET CYL	17	544 485 R1	HOSE ASSY, CYLINDER ROD
2	545 561 R1	TUBE ASSY, UPPER BUCKET CYL	18	544 486 R1	HOSE ASSY, CYLINDER HEAD
3	545 559 R1	TUBE ASSY, UPPER LIFT CYL	19	545 565 R1	HOSE ASSY, CYLINDER HEAD
4	545 560 R1	TUBE ASSY, LOWER LIFT CYL	20	544 488 R1	HOSE ASSY, CYLINDER HEAD -2-
5	545 566 R1	TUBE ASSY, UPPER FRONT CROSS	21	544 490 R2	HOSE ASSY, CYLINDER HEAD
6	545 567 R1	TUBE ASSY, LOWER FRONT CROSS	21	61 396 C1	HOSE ASSY, 30 IN. LONG -FOR TRACTORS EQUIPPED W/SELF- LEVELING ATT.-
7	544 480 R2	TUBE ASSY, BOOM HYD	22	544 489 R1	HOSE ASSY, CYLINDER ROD
8	544 481 R1	TUBE ASSY, BOOM HYD	23	544 716 R92	CYLINDER ASSY, 2-1/2 X 22.53 STROKE BUCKET -2- -FOR COMPONENTS SEE LIST OF PARTS UNDER DETAILS OF HYDRAULIC CYLINDER-
9	9 402 983	TEE, 7/8-14 37 DEG HYD FLARED TUBE	24	544 716 R91	CYLINDER ASSY, 2-1/2 X 28.7 STROKE LIFT -2- -FOR COMPONENTS SEE LIST OF PARTS UNDER DETAILS OF HYDRAULIC CYLINDER-
10	9 402 983	TEE, 7/8-14 37 DEG HYD FLARED TUBE THREE WAY -3-	25		BOOM -REFER TO LOADER BOOM LISTING-
11	9 410 977	ELBOW, 3/4-16 37 DEG FLARED TUBE -2-			
12	549 268 R1	HOSE ASSY, CYLINDER HEAD			
13	9 410 977	ELBOW, 3/4-16 C-2 37 DEG HYD FLARED TUBE 90 DEG ADJ -6-			
14	570 828 R1	O-RING, 41/64 X 13/16 X 3/32 -8-			
15	544 484 R1	TUBE, LIFT CYL RETURN RH			
16	544 483 R1	TUBE, LIFT CYL RETURN LH			

REF. NO.	PART NUMBER	DESCRIPTION	TC-175
----------	-------------	-------------	--------

HYDRAULIC LOADER CYLINDER
-2505 SERIES B TRACTORS W/2050 SERIES
LOADER-

REF. NO.	PART NUMBER	DESCRIPTION	TC-175
----------	-------------	-------------	--------

HYDRAULIC LOADER CYLINDER -CONTINUED
-2505 SERIES B TRACTORS W/2050 SERIES
LOADER-



CA-2394

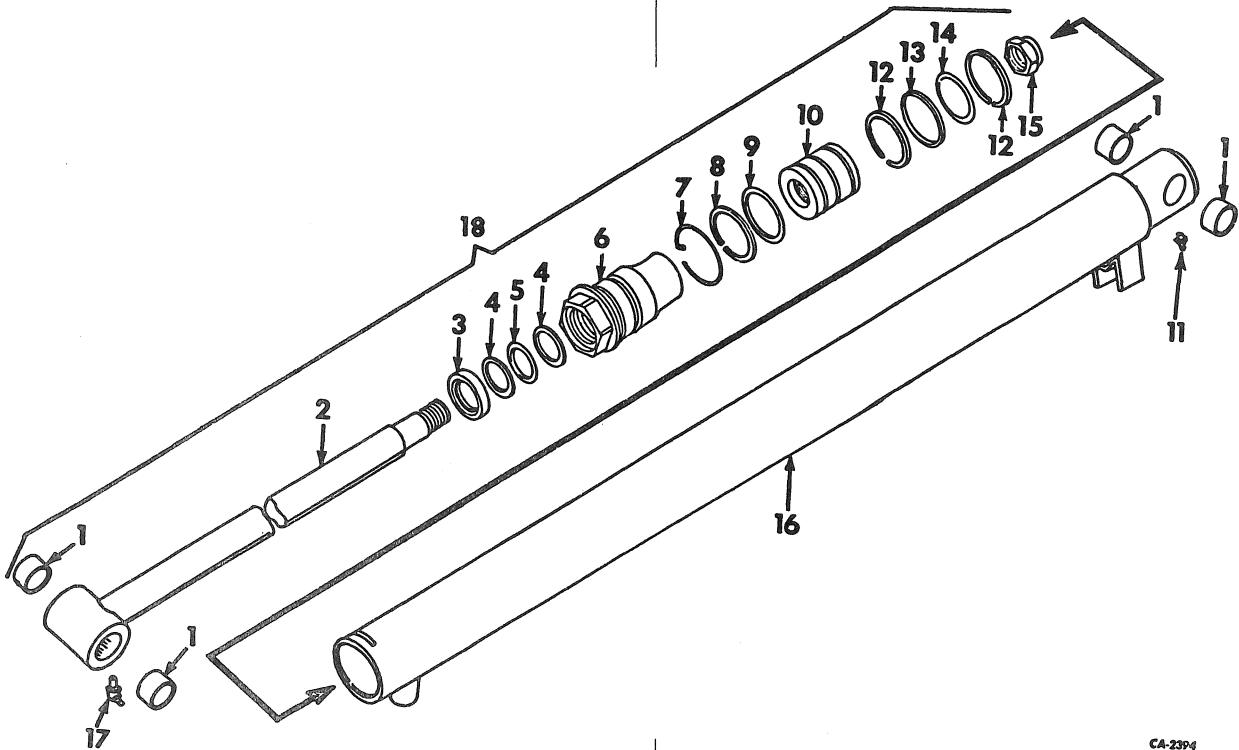
		SERVICE PARTS FOR 2-1/2 X 28.70 LOADER BOOM CYLINDER -CONSISTS OF ALL UNMARKED PARTS AND THOSE MARKED UNIT A-			
		SERVICE PARTS FOR 2-1/2 X 23.50 LOADER BUCKET CYLINDER -CONSISTS OF ALL UNMARKED PARTS AND THOSE MARKED UNIT B-			
1	378 478 R1	BUSHING, PRESS FIT -4-			
2	546 015 R11	ROD ASSY, PISTON -UNIT A-			
2	546 018 R11	ROD ASSY, PISTON -UNIT B-			
3	403 460 R1	WIPER, ROD			
4	403 622 R1	WASHER, BACKUP ROD -2-			
5	400 744 R1	RING, PISTON ROD QUAD			
6	378 536 R2	HEAD, FRONT			
7	385 133 R1	RING, FRONT HEAD RETAINING			
8	378 733 R1	WASHER, BACKUP			
9	350 657 R1	O-RING, 2-1/8 X 2-1/2 X 3/16			
10	384 129 R2	PISTON			
11	273 355	FITTING, 1/4 STR DRIVE TYPE LUBRICATION -NOT PART OF CYLINDER ASSY-			
12	379 960 R1	BEARING, PISTON -2-			
13	379 959 R1	SEAL, PISTON			
			14	379 961 R1	O-RING, 2-1/16 X 2-1/4 X 3/32
			15	9 416 471	NUT, 1-14 CDP HEX. LOCK -PISTON ROD-
			16	546 011 R91	BODY ASSY, HYD CYL -UNIT A-
			16	546 016 R92	BODY ASSY, HYD CYL -UNIT B-
			17	273 360	FITTING, 1/4 DRIVE TYPE 65 DEG ANGLE LUBRICATION -NOT PART OF CYLINDER ASSY-
			18	544 718 R91	CYLINDER ASSY, LOADER BOOM -UNIT A-
			18	544 719 R92	CYLINDER ASSY, LOADER BUCKET -UNIT B-
				471 270 R95	PACKAGE, HYDRAULIC CYLINDER SERVICE -CONSISTS OF
				2	BEARING 379 960 R1
				1	O-RING 21 255 R1
				1	O-RING 253 070 R1
				1	O-RING 400 744 R1
				1	O-RING 379 961 R1
				1	RING 385 133 R1
				1	SEAL 379 959 R1
				1	WASHER 378 733 R1
				2	WASHER 403 622 R1
				1	WIPER 403 460 R1-

REF. NO.	PART NUMBER	DESCRIPTION	TC-175
----------	-------------	-------------	--------

HYDRAULIC LOADER CYLINDERS
-FOR 2510 SERIES B AND 2514 SERIES B
TRACTORS W/3050 SERIES A LOADER-

REF. NO.	PART NUMBER	DESCRIPTION	TC-175
----------	-------------	-------------	--------

HYDRAULIC LOADER CYLINDERS -CONTINUED
-FOR 2510 SERIES B AND 2514 SERIES B
TRACTORS W/3050 SERIES A LOADER-



CA-2394

SERVICE PARTS FOR 3 X 28.8 LOADER BOOM CYLINDER -CONSISTS OF ALL UNMARKED PARTS AND THOSE MARKED UNIT A-

SERVICE PARTS FOR 3 X 19.7 LOADER BUCKET CYLINDER -CONSISTS OF ALL UNMARKED PARTS AND THOSE MARKED UNIT B-

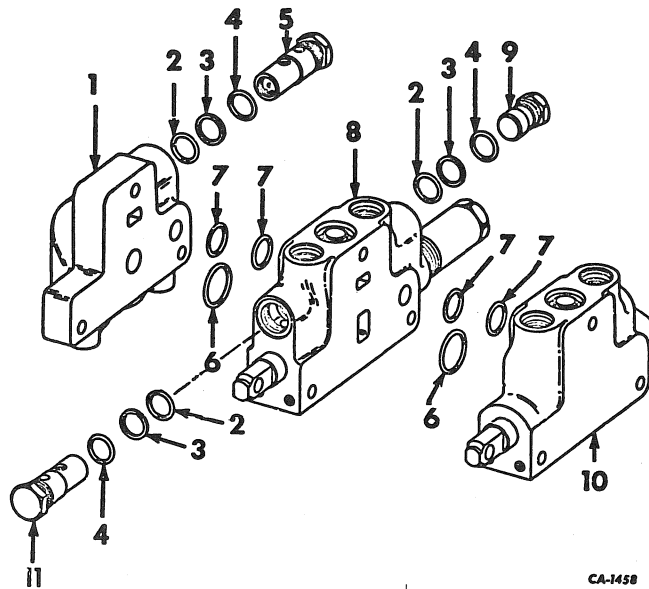
1	378 478 R1	BUSHING, PRESS FIT -4-
2	544 883 R1	ROD ASSY, PISTON -UNIT A-
2	544 888 R1	ROD ASSY, PISTON -UNIT B-
3	403 844 R1	WIPER, PISTON ROD
4	387 399 R2	WASHER, PISTON BACKUP ROD -2-
5	400 745 R1	RING, PISTON ROD QUAD
6	529 847 R1	HEAD, HYD CYL FRONT
7	381 873 R1	RING, RETAINING
8	387 370 R1	WASHER, FRONT HD STATIC BACKUP
9	3 044 436 R1	O-RING, 2-5/8 X 3 X 3/16 -FRONT HEAD-
10	387 371 R1	PISTON, CYLINDER
11	109 461	FITTING, 1/8-27 PTF STR SHORT LUB -NOT PART OF CYLINDER ASSY-
12	387 374 R1	RING, PISTON BEARING -2-
13	383 017 R1	SEAL, PISTON

14	387 373 R1	RING, PISTON SEAL
15	25 126 R1	NUT, 1-1/8-12 UNF-2A HEX. LOCK
16	544 880 R1	BODY ASSY, HYD CYL -UNIT A-
16	544 886 R2	BODY ASSY, HYD CYL -UNIT B-
17	109 462	FITTING, 1/8-27 PTF 45 DEG ANGLE SHORT LUB -NOT PART OF CYLINDER ASSY-
18	544 716 R91	CYLINDER ASSY, LOADER BOOM -UNIT A-
18	544 717 R92	CYLINDER ASSY, LOADER BUCKET -UNIT B-
	391 905 R93	PACKAGE, HYDRAULIC CYLINDER SERVICE -CONSISTS OF
	1	O-RING 350 818 R1
	1	O-RING 383 017 R1
	1	O-RING 3 044 436 R1
	2	RING 387 374 R1
	1	RING 400 745 R1
	1	SEAL 387 373 R1
	1	WASHER 387 370 R1
	2	WASHER 387 399 R2
	1	WIPER 403 844 R1-



REF. NO.	PART NUMBER	DESCRIPTION	TC-175
----------	-------------	-------------	--------

HYDRAULIC LOADER VALVE BANK



CA-1458

1	379 361 R3	COVER, VALVE INLET
	102 635	NUT, 3/8-16 HEX. -3-
	381 782 R1	SCREW, 3/8-16 X 5-7/8 HEX-HD CAP TYPE 8 -2-
	20 847 R1	SCREW, 3/8-16 X 6-1/4 HEX-HD CAP TYPE 8
	527 476 R1	WASHER, VALVE INLET COVER -6-
2	383 219 R1	O-RING, 15/16 X 1-1/8 X 3/32 -3-
3	378 985 R2	WASHER, RELIEF VALVE BACK-UP -3-
4	364 879 R1	O-RING, 7/8 X 1-1/16 X 3/32 -3-
5	396 729 R92	VALVE ASSY, PILOT RELIEF -2250 PSI- -HIGH CAPACITY- -FOR COMPONENTS SEE LIST OF PARTS UNDER DETAILS OF PILOT RELIEF VALVE-
6	381 885 R1	O-RING, 1-3/8 X 1-9/16 X 3/32 -2-
7	381 884 R1	O-RING, 1 X 1-3/16 X 3/32 -4-
8	383 269 R96	VALVE ASSY, OPEN CENTER CONTROL -FOR COMPONENTS SEE LIST OF PARTS UNDER DETAILS OF FOUR POSITION SPRING CENTERED CONTROL VALVE-
9	378 899 R1	PLUG, RELIEF VALVE CHAMBER
10	57 290 C92	VALVE ASSY, OPEN CENTER CONTROL -FOR COMPONENTS SEE LIST OF PARTS UNDER DETAILS OF THREE POSITION SPRING CENTERED CONTROL VALVE-
11	382 479 R91	VALVE ASSY, CUSHION RELIEF -2500 PSI-



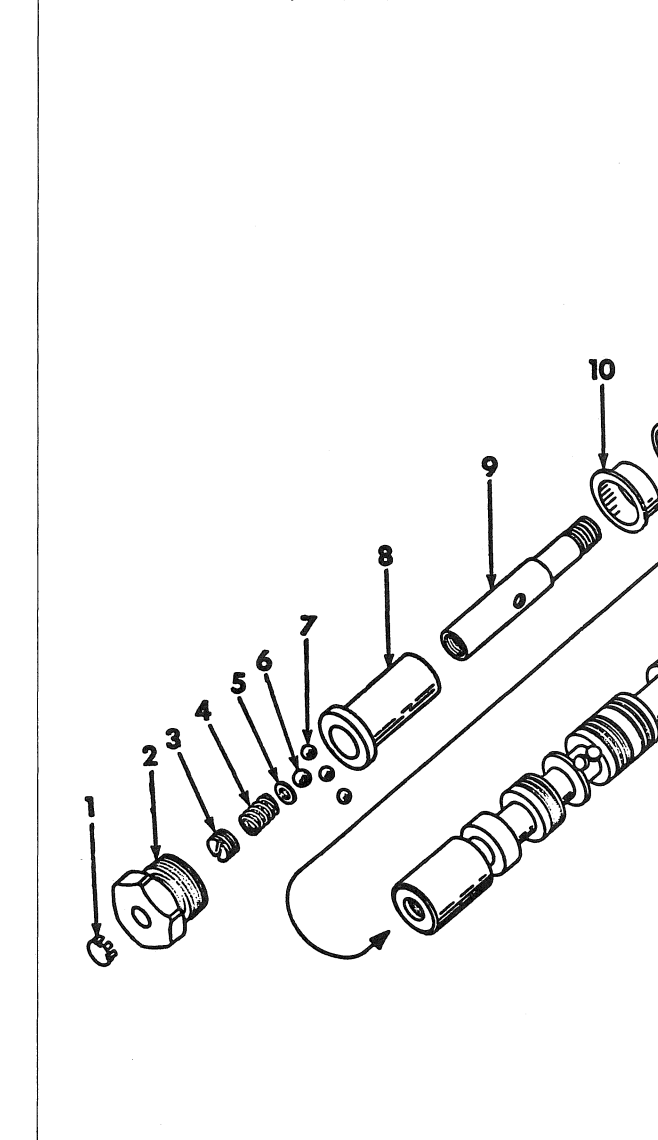
REF. NO.	PART NUMBER	DESCRIPTION	TC-175
----------	-------------	-------------	--------

HYDRAULIC LOADER VALVE BANK -CONTINUED



REF. NO.	PART NUMBER	DESCRIPTION	TC-175
----------	-------------	-------------	--------

FOUR POSITION SPRING CENTERED CONTROL VALVE -FOR TRACTORS EQUIPPED W/LOADERS-

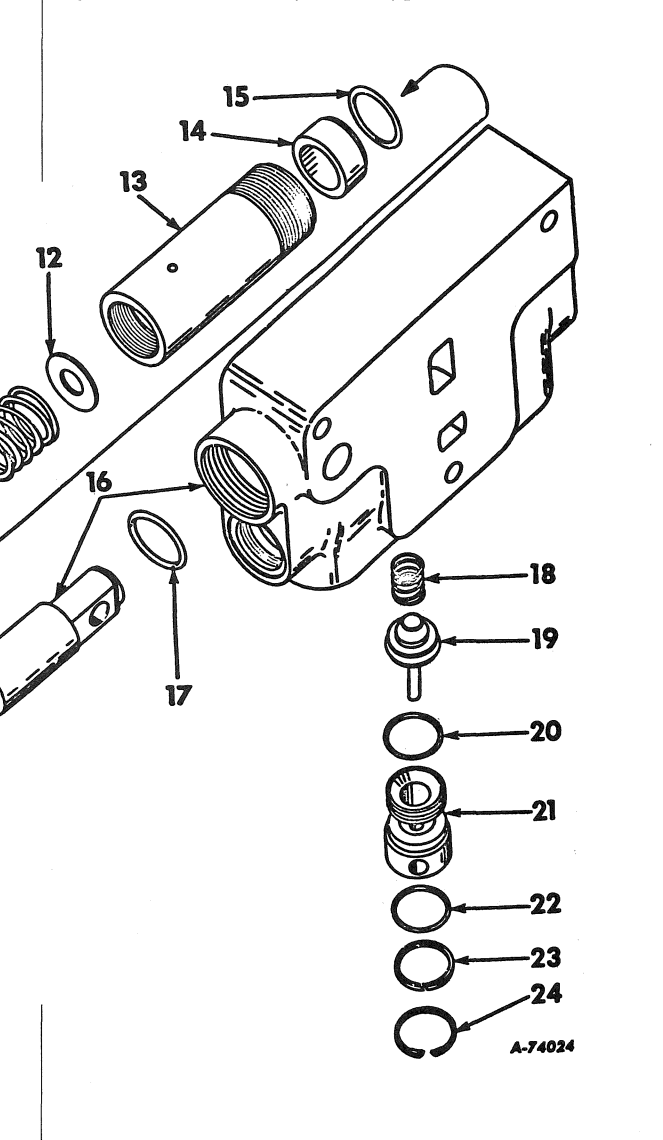


	383 269 R96	VALVE ASSY, HYD OPEN CENTER CONTROL
1	432 539	PLUG, 7/16 STL BUTTON
2	376 425 R1	CAP ASSY, CONTROL VALVE
3	377 803 R1	PLUG, SPRING RETAINING
4	377 802 R1	SPRING, DETENT
5	377 801 R1	WASHER, DETENT ACTUATING BALL
6	17 010 R1	BALL, 5/16 DIA. CR-STL -DETENT ACTUATING-
7	17 008 R1	BALL, 1/4 DIA. CR-STL -DETENT- -3-
8	376 428 R2	SLEEVE, POSITION CONTROL
9	382 661 R3	ACTUATOR, CENTERING SPRING
10	376 423 R1	RETAINER, CENTERING SPRING
11	384 381 R1	SPRING, CENTERING



REF. NO.	PART NUMBER	DESCRIPTION	TC-175
----------	-------------	-------------	--------

FOUR POSITION SPRING CENTERED CONTROL VALVE -CONTINUED VALVE -FOR TRACTORS EQUIPPED W/LOADERS-

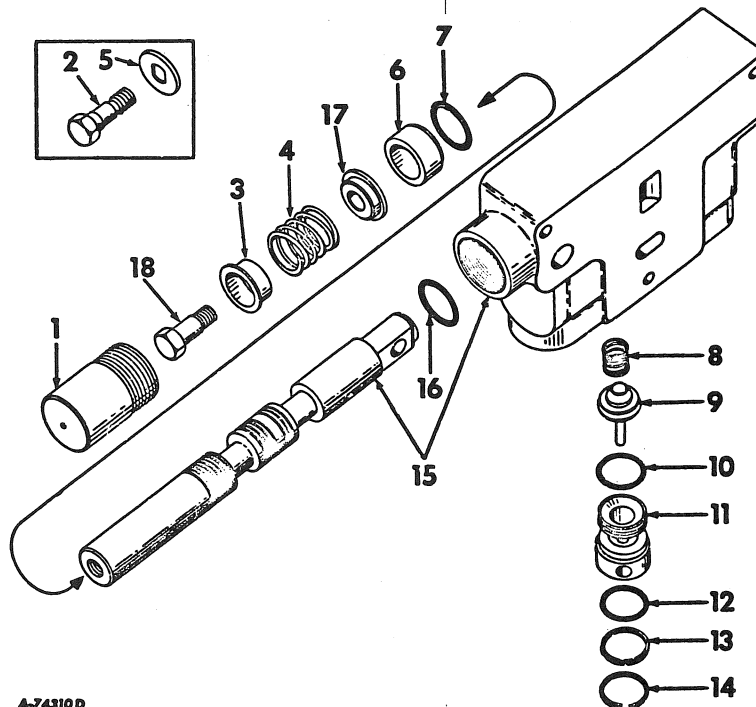


12	376 420 R2	WASHER, CENTERING SPRING
13	395 783 R2	SLEEVE, CAP RETAINING
14	395 781 R3	RETAINER, VALVE SPOOL O-RING
15	364 879 R1	O-RING, 7/8 X 1-1/16 X 3/32 -S TREATED- -CONTROL VALVE SPOOL LOWER-
16		BODY ASSY, CONTROL VALVE -NOT SERVICED SEPARATELY, ORDER VALVE ASSY-
17	253 070 R1	O-RING, 7/8 X 1-1/8 X 1/8 -S TREATED- -CONTROL VALVE SPOOL UPPER-
18	395 278 R1	SPRING, CHECK POPPET VALVE
19	395 277 R1	VALVE, BACK FLOW CHECK POPPET
20	380 839 R1	O-RING, 7/8 X 1-1/16 X 3/32 -CHECK POPPET RETAINER INNER-
21	383 280 R1	RETAINER, VALVE BACK FLOW CHECK POPPET



REF. NO.	PART NUMBER	DESCRIPTION	TC-175
----------	-------------	-------------	--------

HYDRAULIC CONTROL VALVES
-THREE POSITION SPRING CENTERED-
-TRACTORS W/LOADER AND BACKHOE-



A-74310D

1	395 782 R2	CAP, CENTERING SPRING
2		NOT USED IN THIS APPLICATION
3	376 423 R1	RETAINER, CENTERING SPRING
4	384 381 R1	SPRING, CENTERING
5		NOT USED IN THIS APPLICATION
6	395 781 R3	RETAINER, VALVE SPOOL O-RING
7	364 879 R1	O-RING, 7/8 X 1-1/16 X 3/32 -CONTROL VALVE SPOOL LOWER-
8	395 278 R1	SPRING, CHECK POPPET
9	395 277 R1	VALVE, BACK FLOW CHECK POPPET
10	380 839 R1	O-RING, 7/8 X 1-1/16 X 3/32 -CHECK BALL RETAINER INNER-
11	383 280 R1	RETAINER, CHECK BALL
12	383 219 R1	O-RING, 15/16 X 1-1/8 X 3/32 -CHECK BALL RETAINER OUTER-



REF. NO.	PART NUMBER	DESCRIPTION	TC-175
----------	-------------	-------------	--------

HYDRAULIC CONTROL VALVES -CONTINUED
-THREE POSITION SPRING CENTERED-
-TRACTORS W/LOADER AND BACKHOE-

13	376 433 R1	WASHER, VALVE BODY PLUG O-RING BACK-UP
14	537 603 R1	RING, CHECK BALL RETAINER SNAP
15		BODY ASSY, CONTROL VALVE -NOT SERVICED SEPARATELY, ORDER VALVE ASSY-
16	253 070 R1	O-RING, 7/8 X 1-1/8 X 1/8 -CONTROL VALVE SPOOL UPPER
17	406 825 R1	RETAINER, CENTERING SPRING
18	395 950 R1	SCREW, CENTERING SPRING
	383 548 R92	PACKAGE, OPEN CENTER CONTROL VALVE -CONSISTS OF-
		1 O-RING 253 070 R1
		1 O-RING 383 219 R1
		1 O-RING 359 158 R1
		1 O-RING 380 839 R1
		1 O-RING 364 879 R1
		1 POPPET ASSY 395 277 R1
		1 RETAINER 383 280 R1
		1 RING, SNAP 537 603 R1
		1 SPRING 395 278 R1
		1 WASHER 376 433 R1
	548 787 R91	PACKAGE, CONTROL VALVE LOWER SEAL -CONSISTS OF
		1 O-RING 364 879 R1
		1 RETAINER 395 781 R3
		1 CAP 395 782 R2-

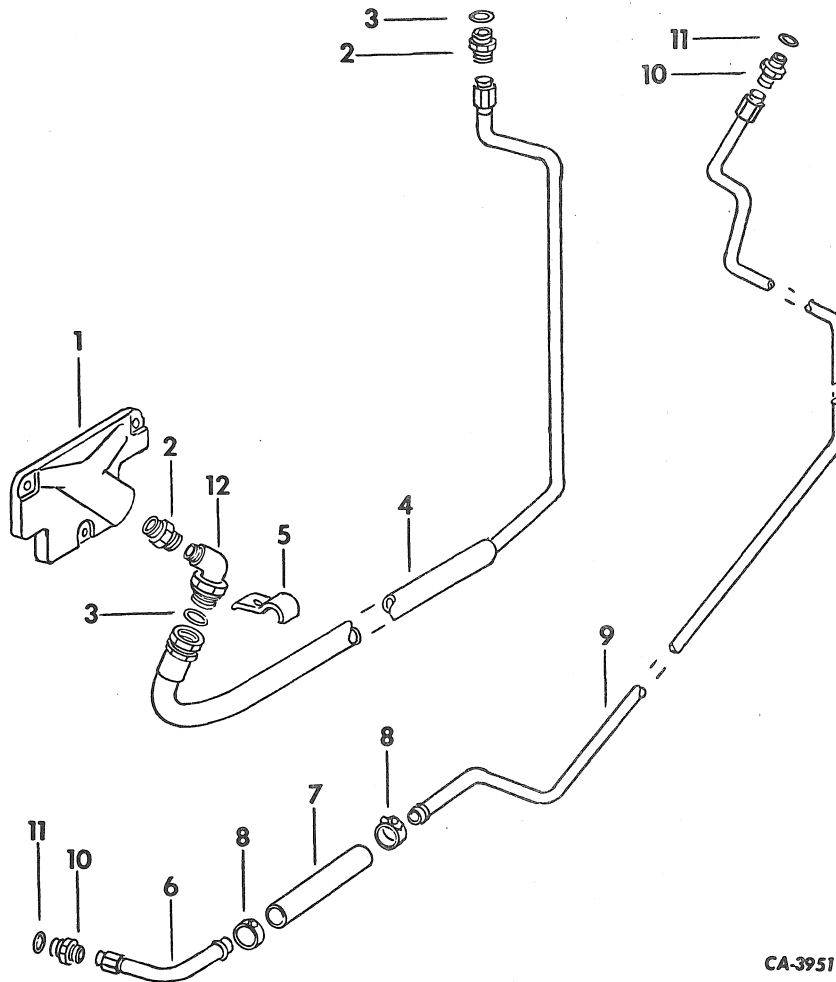


REF. NO.	PART NUMBER	DESCRIPTION	TC-175
----------	-------------	-------------	--------

REF. NO.	PART NUMBER	DESCRIPTION	TC-175
----------	-------------	-------------	--------

POWER SUPPLY
TRACTORS WITH INTERNAL PUMPS-
-2505 SERIES B TRACTORS W/2050 SERIES A
LOADER-

POWER SUPPLY -CONTINUED
TRACTORS WITH INTERNAL PUMPS-
-2505 SERIES B TRACTORS W/2050 SERIES A
LOADER-



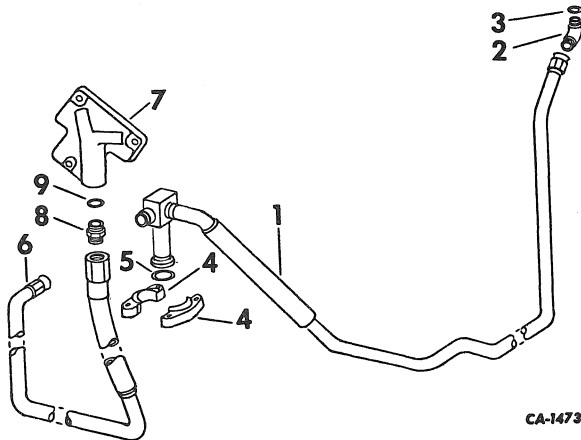
CA-3951

1		COVER, POWER BEYOND -FOR COMPONENT, SEE LIST OF PARTS UNDER DETAILS OF AUZILIARY VALVES AND TUBES-	5	544 555 R1 180 077 120 214	CLAMP, SUBFRAME TUBE SCREW, 5/16-18 X 3/4 ZND HEX-HD CAP WASHER, 5/16 ZND MED LOCK
2	469 736 R1	CONNECTOR, 1-3/16-12 O-RING BOSS -TRACTORS W/O AUXILIARY VALVES & 2 FOR TRACTORS W/AUXILIARY VALVES-	6	57 232 C1	FITTING, RETURN LINE
2	9 410 360	PLUG, 7/8-14 STR THD O-RING BOSS -TRACTORS W/O AUXILIARY VALVES-	7		HOSE, RETURN LINE
3	297 459 R1	O-RING, 1-13/64 X 1-7/32 X 1/8 -TRACTORS W/O AUXILIARY VALVES & 2 FOR TRACTORS W/AUXILIARY VALVES-	8	279 024 R91	CLAMP, HOSE -2-
3	364 885 R1	O-RING, 5/8 OD TUBE -2- -TRACTORS W/O AUXILIARY VALVES-	9	57 249 C1	TUBE ASSY, LOADER VALVE RETURN
4	544 554 R2	PRESSURE LINE, TRACTOR TO LOADER PRESSURE	10	9 410 207	CONNECTOR, 1-5/16-12 37 DEG HYD FLARED TUBE SHORT SWIVEL -2-
			11	296 247 R1	O-RING, 1 IN. OD TUBE
			12	9 410 978	ELBOW, 7/8-14 37 DEG HYD FLARED TUBE -FOR TRACTOR NOT EQUIPPED WITH AUXILIARY VALVE-



REF. NO.	PART NUMBER	DESCRIPTION	TC-175
----------	-------------	-------------	--------

PRESSURE LINE POWER SUPPLY -TRACTORS
W/ OR W/O BACKHOE AND AUXILIARY VALVES-
-FOR 2510 SERIES B AND 2514 SERIES B
TRACTORS W/3050 SERIES A LOADER-



- | | | |
|---|----------------------------------|---|
| 1 | 544 496 R1 | TUBE ASSY, PRESSURE |
| 2 | 9 411 108 | ELBOW, 1-3/16-12 37 DEG FLARED TUBE
ADJ STR-THD 45 DEG |
| 3 | 297 459 R1 | O-RING, 1 X 1-1/4 X 1/8 |
| 4 | 295 698 R1
180 124
120 382 | FLANGE HALF, 4 BOLT SPLIT -2-
SCREW, 3/8-16 X 1-1/4 ZND HEX-HD
CAP -4-
WASHER, 3/8 ZND MED LOCK -4- |
| 5 | 343 906 R1 | O-RING, 1-5/16 X 1-9/16 X 1/8 |
| 6 | 549 151 R1 | HOSE ASSY, PRESSURE LINE |
| 7 | 470 603 R4 | COVER, POWER BEYOND END
-TRACTORS W/AUXILIARY VALVES- |
| 8 | 476 939 R1 | UNION, 1-1/16-12 C-Z 37 DEG HYD FLARED
TUBE SHORT SWIVEL TO 7/8-14 STR
THD O-RING BOSS REDUCER
-TRACTORS W/O AUXILIARY VALVES- |
| 8 | 9 410 980 | ELBOW, 1-3/16-12 37 DEG 90 DEG ADJ
-TRACTORS W/AUXILIARY VALVES- |
| 9 | 364 885 R1 | O-RING, 3/4 X 15/16 X 3/32
-TRACTORS W/OUT AUXILIARY VALVES- |
| 9 | 410 360 | PLUG, 7/8-14 STR THD O-RING BOSS
-TRACTORS W/OUT AUXILIARY VALVES- |
| | 364 885 R1 | O-RING, 3/4 X 15/16 X 3/32
-TRACTORS W/OUT AUXILIARY VALVES- |



REF. NO.	PART NUMBER	DESCRIPTION	TC-175
----------	-------------	-------------	--------



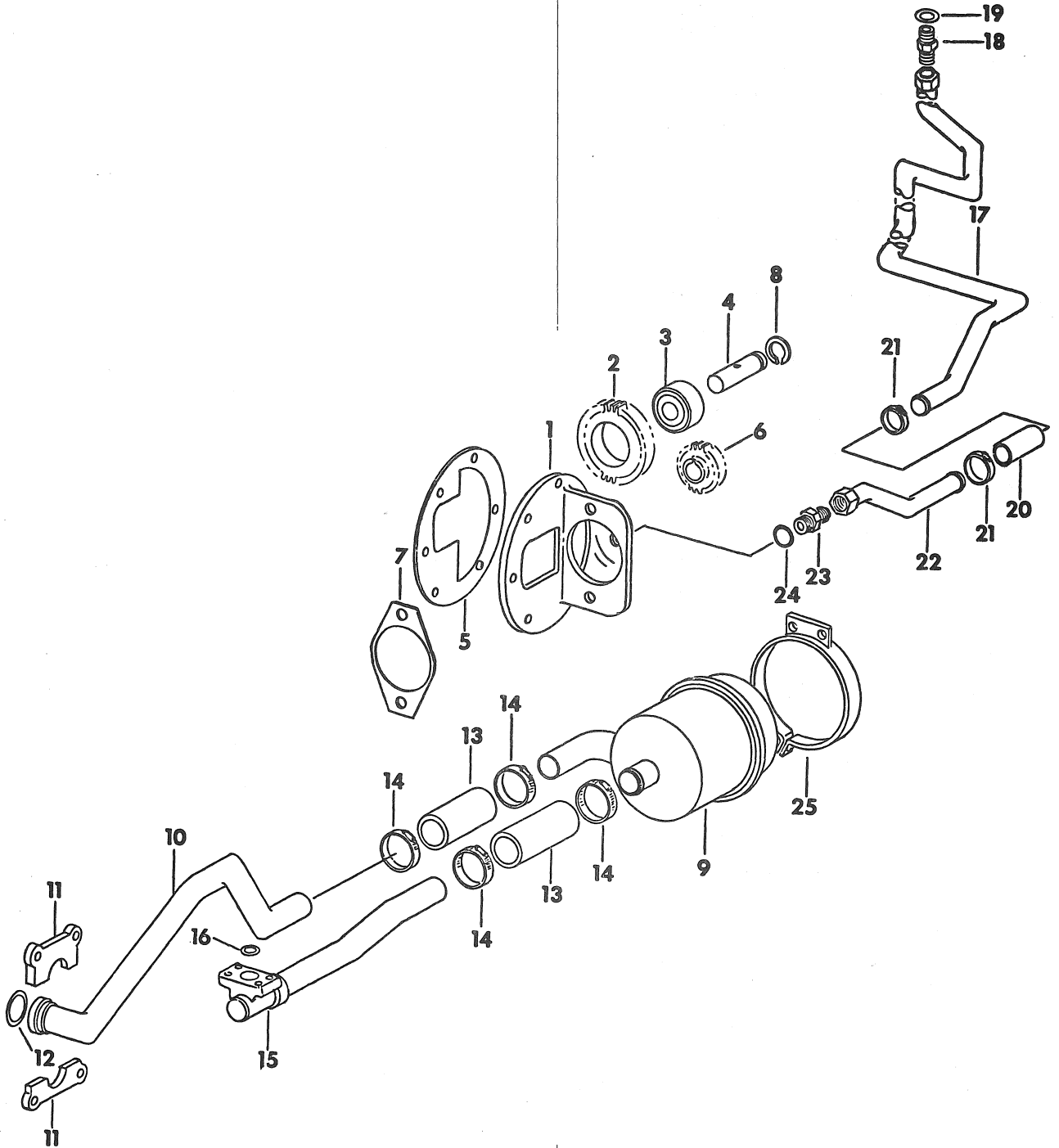
REF. NO.	PART NUMBER	DESCRIPTION	TC-175
----------	-------------	-------------	--------

POWER SUPPLY AND FILTER
 -FOR 2510 SERIES B AND 2514 SERIES B
 TRACTORS W/3050 SERIES A LOADER-



REF. NO.	PART NUMBER	DESCRIPTION	TC-175
----------	-------------	-------------	--------

POWER SUPPLY AND FILTER -CONTINUED
 -FOR 2510 SERIES B AND 2514 SERIES B
 TRACTORS W/3050 SERIES A LOADER-



CA-1468



HYDRAULICS

-40-

GROUP 10

REF. NO.	PART NUMBER	DESCRIPTION	TC-175
POWER SUPPLY AND FILTER -CONTINUED			
-FOR 2510 SERIES B AND 2514 SERIES B			
TRACTORS W/3050 SERIES A LOADER-			
1	528 644 R1	HOUSING ASSY, HYD PUMP MOUNTING	
	102 637	NUT, 1/2-13 HEX. -2-	
	19 879 R1	PIN, 5/16 X 3/4 HARDENED DOWEL -2-	
	179 839	SCREW, 3/8-16 X 1 HEX-HD CAP -7-	
	179 889	SCREW, 1/2-13 X 2 HEX-HD CAP -2-	
	103 323	WASHER, 1/2 MED LOCK -2-	
2	528 646 R11	GEAR ASSY, HYD PUMP IDLER	
3	528 647 R91	BEARING, HYD PUMP IDLER GEAR	
4	528 648 R1	SHAFT, HYD PUMP IDLER GEAR SUPPORT	
	142 523	PIN, 1/4 X 2 TYPE 1 GROOVE	
5	528 649 R1	GASKET, PUMP MOUNTING LIGHT	
		-OPTIONAL W/528 650 R1-	
5	528 650 R1	GASKET, PUMP MOUNTING MED	
		-OPTIONAL W/528 649 R1-	
6	528 652 R1	GEAR, SIDE PUMP DRIVE	
	21 121 R1	NUT, 1/2-20 HEX. NYLON INSERT	
7	538 898 R1	GASKET, HYDRAULIC PUMP	
8	515 440 R1	RING, GEAR RETAINER SNAP -2-	
9	547 254 R92	FILTER ASSY	
		-FOR COMPONENTS SEE LIST OF PARTS	
		UNDER DETAILS OF FILTER ASSY-	
10	544 499 R2	TUBE ASSY, TRACTOR TO FILTER	
11	301 844 R1	FLANGE, SPLIT -2-	
12	343 921 R1	O-RING, 1-7/8 X 2-1/8 X 1/8	
	180 177	SCREW, 1/2-13 X 1-1/2 ZND HEX-HD	
		CAP -4-	
	120 384	WASHER, 1/2 C-Z MED LOCK -4-	
13	480 901 R1	HOSE, FILTER SUCTION REAR -2-	
14	279 027 R91	CLAMP, HOSE SIZE 28 -4-	
15	544 491 R2	TUBE ASSY, FILTER TO PUMP	
	180 149	SCREW, 7/16-14 X 1-1/2 ZND HEX-HD	
		CAP -4-	
	120 383	WASHER, 7/16 C-Z MED LOCK -4-	
16	343 909 R1	O-RING, 1-1/4 X 1-3/4 X 1/8	
17	544 493 R3	TUBE ASSY, RETURN	
18	9 410 207	UNION, 1-5/16-12 C-Z 37 DEG HYD FLARED	
		TUBE SHORT SWIVEL	
19	296 247 R1	O-RING, 1 IN. OD TUBE	
20	544 494 R1	HOSE, RETURN LINE	
21	279 024 R91	CLAMP, HOSE -2-	
22	544 495 R1	TUBE ASSY, RETURN	
23	547 018 R1	CONNECTOR, 1-1/16-12 37 DEG HYD FLARED	
		TUBE -TRACTORS W/O BACKHOE-	
24	368 269 R1	O-RING, 3/4 OD TUBE	
		-TRACTORS W/O BACKHOE-	
25	544 500 R2	CLAMP ASSY, FILTER	
	22 523 R1	SCREW, 3/8-16 X 1 ZND HEX-HD CAP	
	180 124	SCREW, 3/8-16 X 1-1/4 ZND HEX-HD	
		CAP -2-	
	120 382	WASHER, 3/8 C-Z MED LOCK -3-	
	120 377	NUT, 3/8-16 C-Z HEX. -3-	
	528 642 R91	PARTS ACCESSORY, SIDE MOUNTED HYDRAULIC	
		PUMP DRIVE	
		-CONSISTS OF REF NOS 1 THROUGH 8	
		AND ATTACHING HARDWARE-	



HYDRAULICS

-40-

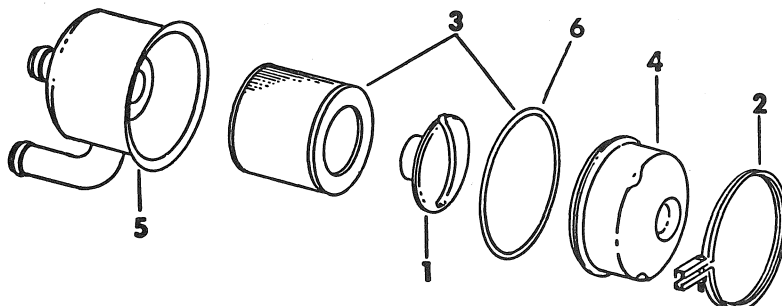
GROUP 10

REF. NO.	PART NUMBER	DESCRIPTION	TC-175
SIDE MOUNTED HYDRAULIC PUMP -CESSNA-			
-13-1/2 GPM-			
-FOR TRACTORS EQUIPPED W/LOADERS-			
		CA-1893	
	544 708 R92	PUMP ASSY, HYD GEAR	
1	381 232 R91	SEAL, PUMP SHAFT OIL	
2	381 230 R1	SPRING, CHECK BALL -2-	
3	16 013 R1	BALL, CHECK -2-	
4	67 182 C1	KEY, PUMP DRIVE SHAFT	
	67 055 C1	PACKAGE, HYD PUMP O-RING AND GASKET	
		-CONSISTS OF	
	\$1	DIAPHRAGM	404 450 R1
	\$1	GASKET	404 447 R1
	\$1	GASKET	404 448 R1
	2	O-RING	22 285 R1
	1	O-RING	296 247 R1
	1	O-RING	297 459 R1
	1	O-RING	307 915 R1
	\$1	PLATE	627 214 C1
	1	SEAL	381 232 R91
	\$1	SEAL	627 677 C1-



REF. NO.	PART NUMBER	DESCRIPTION	TC-175
----------	-------------	-------------	--------

OIL FILTER
-FOR TRACTORS EQUIPPED W/LOADERS-



CA-1107A

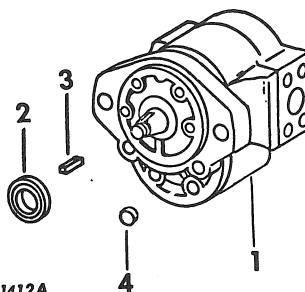
	547 254 R92	FILTER ASSY, OIL
1	402 211 R1	VALVE AND SCREEN ASSY
2	541 455 R1	CLAMP ASSY, OIL FILTER V
	15 053 R1	BOLT, 5/16 X 1-3/4 SQ-NK
	120 376	NUT, 5/16-18 C-Z HEX.
3	547 412 R91	PACKAGE, OIL FILTER ELEMENT
		-CONSISTS OF
		\$1 ELEMENT 541 275 R1
		1 RING 541 456 R1-
4		COVER -NOT SERVICED SEPARATELY, ORDER FILTER ASSY-
5		BODY, FILTER -NOT SERVICED SEPARATELY, ORDER FILTER ASSY-
6	541 456 R1	RING, CLAMP



REF. NO.	PART NUMBER	DESCRIPTION	TC-175
----------	-------------	-------------	--------

OIL FILTER -CONTINUED
-FOR TRACTORS EQUIPPED W/LOADERS-

SIDE MOUNTED HYDRAULIC PUMP -THOMPSON-
-13-1/2 GPM-
-FOR TRACTORS EQUIPPED W/LOADERS-



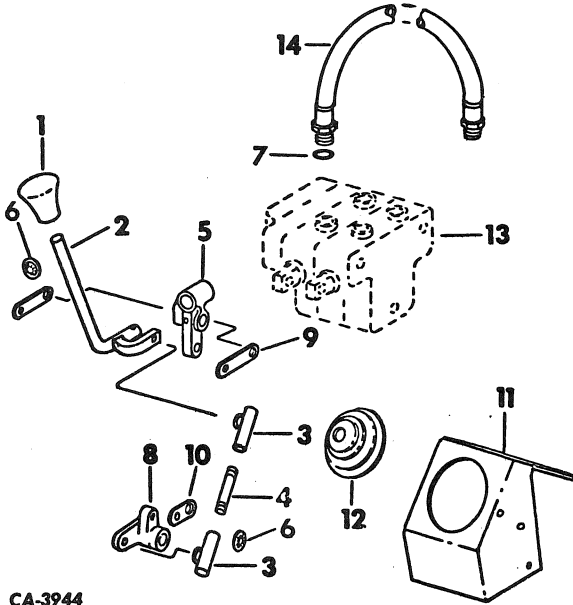
CA-1412A

1	544 707 R93	PUMP ASSY, HYDRAULIC GEAR
		-FOR TRACTOR W/O BACKHOE-
1	546 686 R93	PUMP ASSY, HYDRAULIC GEAR
		-FOR TRACTOR W/BACKHOE-
2	391 251 R91	SEAL, PUMP SHAFT OIL
3	544 709 R1	KEY, PUMP DRIVE SHAFT
4		NOT USED IN THIS APPLICATION
	403 616 R93	KIT, SEAL PACK SERVICE



REF. NO.	PART NUMBER	DESCRIPTION	TC-175
----------	-------------	-------------	--------

HYDRAULIC LOADER CONTROLS



CA-3944

1	53 717 DA	BALL, LEVER
2	544 462 R1	HANDLE ASSY
	137 185	PIN, 1/8 X 1 C-Z COT.
	21 796 R1	WASHER, 21/32 X 1 X 16 GA C-Z
3	19 323 R1	JOINT, 5/16 C-Z BALL -2-
	124 920	NUT, 5/16-18 HEX. JAM -2-
	21 739 R1	WASHER, 11/32 X 9/16 X 16 GA ZND -2-
4	544 465 R1	ROD, CONNECTING
	124 920	NUT, 5/16-18 HEX. JAM -2-
5	544 466 R2	HANDLE, PIVOT
	20 328 R1	PIN, 3/16 X 1-1/2 C-Z COT.
6	59 793 C1	NUT, SPRING PUSH
7	364 885 R1	O-RING, 3/4 X 15/16 X 3/32 -4-
8	544 469 R2	LEVER
	18 481 R1	PIN, 3/16 X 1 C-Z COT. -2-
9	544 470 R1	LINK -2-
10	544 471 R1	LINK -2-
	103 495	PIN, 5/16 X 1-1/16 ROD END -2-
	120 123	PIN, 1/8 X 1-1/4 C-Z COT.
	23 548 R1	PIN, 1/2 X 1-1/4 C-Z MED COIL
		SPRING -2-
	103 373	PIN, 3/32 X 3/4 C-Z C/T. -2-
11	544 472 R3	COVER, CONTROL LEVER
	18 653 R1	SCREW, 1/4-20 X 1/2 ZND HEX-HD
	120 375	NUT, 1/4-20 PHC HEX.
	120 380	WASHER, 1/4 ZND LOCK
	120 392	WASHER, .281 X .051 ZND
	171 758	SCREW, 1/4-20 X 3/4 C-Z SELF-TAPPING
		-2-



REF. NO.	PART NUMBER	DESCRIPTION	TC-175
----------	-------------	-------------	--------

HYDRAULIC LOADER CONTROLS -CONTINUED

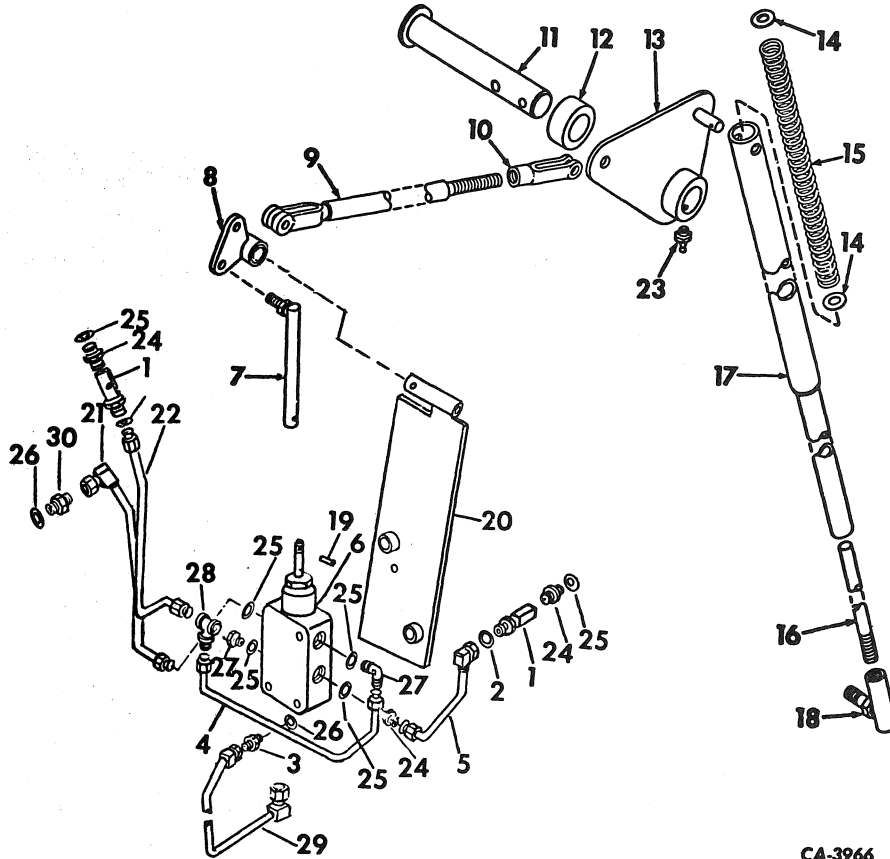
12	301 408 C1	SEAL, RUBBER BOOT
13		VALVE BANK ASSY, W/O POWER BEYOND
		-FOR COMPONENTS SEE LIST OF PARTS
		UNDER DETAILS OF HYDRAULIC VALVE
		BANK LISTING-
	180 173	SCREW, 1/2-13 X 1 ZND HEX-HD CAP -2-
	120 384	WASHER, 1/2 C-Z MED LOCK -2-
14	544 473 R1	HOSE ASSY -4-



REF. NO.	PART NUMBER	DESCRIPTION	TC-175	REF. NO.	PART NUMBER	DESCRIPTION	TC-175
----------	-------------	-------------	--------	----------	-------------	-------------	--------

SELF-LEVELING ATTACHMENT
-2510 SERIES B AND 2514 SERIES B TRACTORS
W/3050 SERIES A LOADER-

SELF-LEVELING ATTACHMENT -CONTINUED
-2510 SERIES B AND 2514 SERIES B TRACTORS
W/3050 SERIES A LOADER-



CA-3966

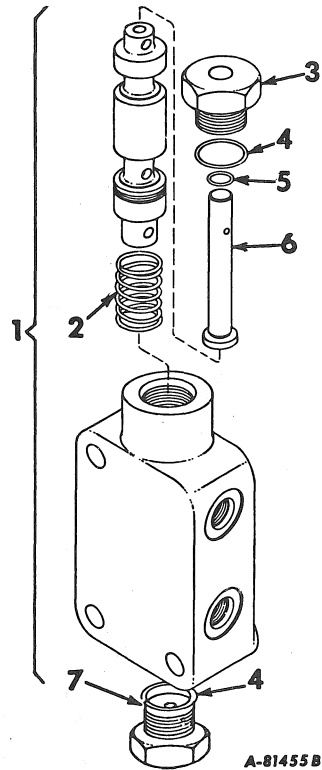
1	57 157 C1	BLOCK, HYDRAULIC -2-	10	405 534 R1	CLEVIS ASSY
2	364 839 R1	O-RING, 3/8 OD TUBE		18 481 R1	PIN, 3/16 X 1 ZND COT.
3	9 410 200	UNION, 7/16-20 37 DEG HYD FLARED TUBE SHORT SWIVEL		671 034 R1	PIN, 1/2 X 1-1/2 ZND STD-HD
4	57 166 C1	TUBE ASSY, PRESSURE		557 268 R1	WASHER, 17/32 X 3/4 X 16 GA ZND -2-
5	57 156 C1	TUBE ASSY, RETURN	11	488 461 R2	SHAFT ASSY
6	399 492 R91	VALVE ASSY -FOR COMPONENTS, SEE LIST OF PARTS UNDER DETAILS OF SELF LEVELING VALVE-	12	480 129 R1	SPACER, SHAFT
	180 087	SCREW, 5/16-18 X 2 ZND HEX-HD CAP -2-	13	487 558 R1	SUPPORT ASSY
	120 214	WASHER, 5/16 ZND MED LOCK -3-		177 923	PIN, 1/8 X 3/4 ZND COT.
	18 494 R1	BOLT, 3/8-16 X 1 ZND HEX-HD		137 204	PIN, 1/8 X 1-1/2 C-Z COT.
7	487 566 R1	JOINT, BALL		21 818 R1	PIN, 3/8 X 1-11/16 C-Z STD-HD
	124 920	NUT, 5/16-24 ZND HEX. JAM	14	120 386	WASHER, 5/16 X 3/4 X 16 GA ZND -2-
	120 214	WASHER, 5/16 ZND REG LOCK		23 036 R1	WASHER, 13/32 X 3/4 X 24 GA C-Z
8	480 111 R12	SUPPORT ASSY, BELLCRANK	15	487 560 R1	SPRING
9	396 832 R1	TUBE ASSY, LINK	16	57 161 C1	ROD, TELESCOPING
	120 371	NUT, 1/2-20 ZND HEX.	17	480 122 R91	PIPE ASSY
	137 159	PIN, 3/32 X 5/8 ZND COT.	18	487 568 R1	JOINT, BALL
	121 741	PIN, 5/16 X 31/32 ZND RD-HD		272 123	NUT, 7/16-20 ZND HEX. -3-
	120 386	WASHER, KO16 X 3/4 X 16 GA ZND -3-	19	65 066 D	PIN, TORQUE SPRING
			20	57 154 C1	SUPPORT ASSY, VALVE



REF. NO.	PART NUMBER	DESCRIPTION	TC-175
SELF-LEVELING ATTACHMENT -CONTINUED -2510 SERIES B AND 2514 SERIES B TRACTORS W/3050 SERIES A LOADER-			
21	57 162 C1	TUBE ASSY, PRESSURE	
22	57 158 C1	TUBE ASSY, HEAD PRESSURE	
23	109 461 432 613	FITTING, 1/8-27 PTF STR LUB PLUG, 13/16 C-Z BUTTON	
24	9 410 202	UNION, 9/16-18 37 DEG FLARED TUBE -4-	
25	364 885	O-RING, 5/8 OD TUBE -6-	
26	369 751 R1	O-RING, 1/4 OD TUBE -2-	
27	9 410 976	ELBOW, 9/16-18 HYD 37 DEG FLARED -2-	
28	9 410 332	TEE, 9/16-18 HYD 37 DEG FLARED	
29	57 163 C1	TUBE ASSY, DRAIN	
30	394 955	CONNECTOR, 9/16 X 7/16 REDUCER	



REF. NO.	PART NUMBER	DESCRIPTION	TC-175
SELF-LEVELING VALVE			



1	399 492 C91	VALVE ASSY, HYD SELF-LEVELING
2	375 962 R1	SPRING
3	389 846 R1	PLUG, O-RING BOSS
4	364 885 R1	O-RING, .755 X .097 -CLASS 4
5	379 366 R1	O-RING, 5/16 X 7/16 X 1/16
6	389 845 R1	PLUNGER, SPODL
7	391 797 R1	UNION, HYDRAULIC



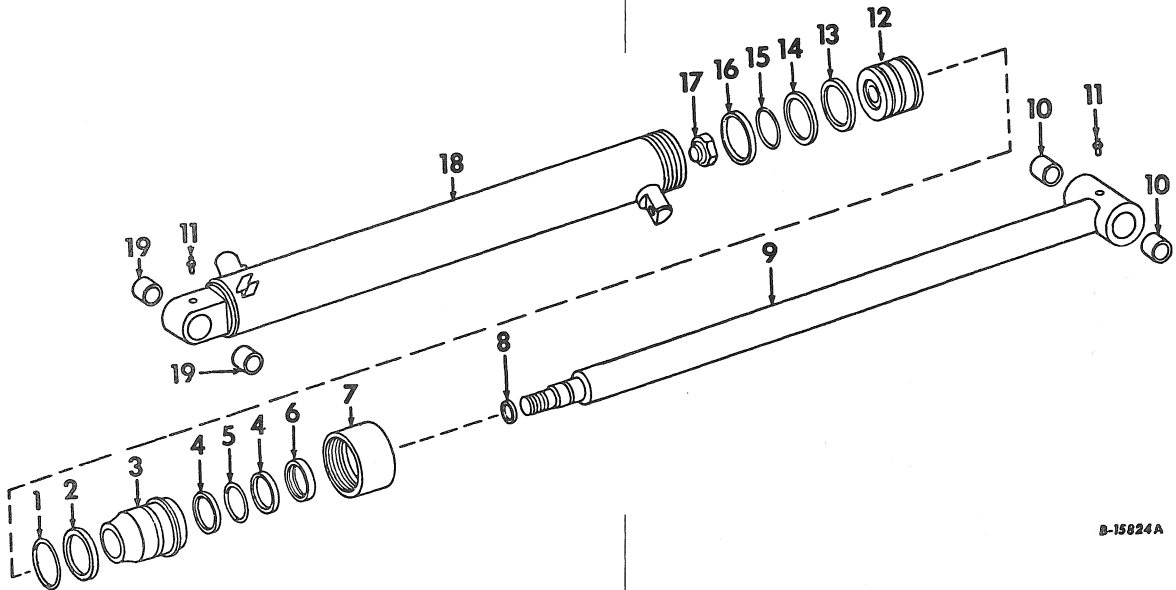
REF. NO.	PART NUMBER	DESCRIPTION	TC-175
----------	-------------	-------------	--------

HYDRAULIC BACKHOE CYLINDERS



REF. NO.	PART NUMBER	DESCRIPTION	TC-175
----------	-------------	-------------	--------

HYDRAULIC BACKHOE CYLINDERS -CONTINUED



B-15824A

385 612 R93	CYLINDER ASSY, 3-1/2 X 18.19 -FOR LEFT STABILIZER- -DOUBLE ACTION- -CONSISTS OF ALL UNMARKED PARTS AND THOSE MARKED UNIT A-	4	381 083 R2	WASHER, PISTON ROD BACK-UP -2- -UNITS A, B, C, E AND F-
385 613 R93	CYLINDER ASSY, 3-1/2 X 18.19 -FOR RIGHT STABILIZER- -DOUBLE ACTION- -CONSISTS OF ALL UNMARKED PARTS AND THOSE MARKED UNIT B-	4	399 716 R2	WASHER, PISTON ROD BACK-UP -UNIT D-
385 616 R93	CYLINDER ASSY, 4 X 33.75 -FOR LIFT- -DOUBLE ACTION- -CONSISTS OF ALL UNMARKED PARTS AND THOSE MARKED UNIT C-	5	398 978 R1	QUAD RING, PISTON ROD -UNITS A, B, C, E AND F-
399 707 R93	CYLINDER ASSY, 4.5 X 33.7-FOR LIFT ATTACHMENT -DOUBLE ACTION- -CONSISTS OF ALL UNMARKED PARTS AND THOSE MARKED UNIT D-	5	399 715 R1	RING, ROD SEAL QUAD -UNIT D-
545 384 R91	CYLINDER ASSY, 4 X 44.32 -FOR CROWD- -DOUBLE ACTION- -CONSISTS OF ALL UNMARKED PARTS AND THOSE MARKED UNIT E-	6	619 072 C91	WIPER, PISTON ROD -UNIT A, B, C E AND F-
544 907 R91	CYLINDER ASSY, 3.5 X 34.30 FOR BUCKET -DOUBLE ACTION- -CONSISTS OF ALL UNMARKED PARTS AND THOSE MARKED UNIT F-	6	619 069 C91	WIPER, PISTON ROD -UNIT D-
1 352 216 R1	O-RING, 3-1/8 X 3-1/2 X 3/16 -FRONT HEAD- -UNITS A, B AND F-	7	381 089 R1	RING, FRONT HEAD RETAINING -UNIT A, B AND F-
1 347 801 R1	O-RING, 3-5/8 X 4 X 3/16 -FRONT HEAD- -UNITS C AND E-	7	381 111 R1	RING, FRONT HEAD RETAINING -UNIT C AND E-
1 347 914 R1	O-RING, FRONT HEAD -UNIT D-	7	533 389 R1	RING, FRONT HEAD RETAINING -UNIT D-
2 381 088 R1	WASHER, FRONT HEAD BACK-UP -UNIT A, B AND F-	8	252 483 R1	O-RING, 1-1/4 X 1-1/2 X 1/8 -PISTON ROD- -UNIT A AND B-
2 381 107 R1	WASHER, FRONT HEAD BACK-UP -UNIT C AND E-	8	293 739 R1	O-RING, 1-3/8 X 1-5/8 X 1/8 -PISTON ROD- -UNIT C-
2 399 717 R1	WASHER, FRONT HEAD BACK-UP -UNIT D-	9	381 097 R31	ROD W/BUSHING, PISTON -UNIT A AND B- -INCLUDES REFERENCE NO. 10
3 381 080 R1	HEAD, FRONT -UNIT A, B AND F-	9	384 254 R21	ROD W/BUSHING, PISTON -UNIT C- -INCLUDES REFERENCE NO. 10
3 381 106 R1	HEAD, FRONT -UNIT C AND E-	9	545 388 R11	ROD W/BUSHING, PISTON -UNIT E- -INCLUDES REFERENCE NO. 10
3 545 043 R1	HEAD, FRONT -UNIT D-	9	545 187 R11	ROD W/BUSHING, PISTON -UNIT F- -INCLUDES REFERENCE NO. 10
		9	532 687 R11	ROD W/BUSHING, PISTON -UNIT D- -INCLUDES REFERENCE NO. 10-
		10	468 280 R1	BUSHING -UNIT A, B AND F- -2-
		10	486 366 R1	BUSHING -UNIT C AND E- -2-
		10	399 711 R1	BUSHING -UNIT D- -2-
		11	109 461	FITTING, 1/8-27 PTF STR LUB -2 FOR UNIT A AND B- -1 FOR UNIT C AND D-



HYDRAULICS

-46-

GROUP 10

REF. NO.	PART NUMBER	DESCRIPTION	TC-175
HYDRAULIC BACKHOE CYLINDERS -CONTINUED			
11	126 152	FITTING, 1/8-27 PTF 45 DEG ANGLE LUB -1 FOR UNIT C AND D-	
12	545 188 R1	PISTON -UNITS A, B AND F-	
12	533 373 R1	PISTON -UNITS C AND E-	
12	545 033 R1	PISTON -UNIT D-	
13	383 005 R1	RING, PISTON BEARING -FRONT- -UNIT A, B AND F-	
13	383 006 R1	RING, PISTON BEARING - FRONT -UNIT E-	
13	399 719 R1	RING, PISTON BEARING -UNIT D-	
14	533 374 R2	SEAL, -UNIT C AND E-	
14	545 189 R2	SEAL, PISTON -UNIT A, B AND F-	
14	548 415 R1	RING, PISTON SEAL -UNIT D-	
15	533 375 R1	SEAL, PISTON INNER -UNIT C-	
15	545 190 R1	RING, PISTON INNER -UNIT A, B AND F-	
16	383 005 R1	RING, PISTON BEARING REAR -UNIT A, B AND F-	
16	383 006 R1	RING, PISTON BEARING REAR -UNIT C AND E-	
17	25 126 R1	NUT, 1-1/8 -12 PHC GR HEX LOCK -UNITS A, B AND F-	
	25 049 R1	NUT, 1-1/2-12 COP HEX. -UNIT C, E AND D-	
18	385 614 R92	CYLINDER W/BUSHING, HYD LH -UNIT A- -INCLUDES REF NO. 19-	
18	385 615 R92	CYLINDER W/BUSHING, HYD RH -UNIT B- -INCLUDES REF NO. 19-	
18	385 617 R92	CYLINDER W/BUSHING, HYD -UNIT C- -INCLUDES REF NO. 19-	
18	545 386 R91	CYLINDER W/BUSHING, HYD. -UNIT E- -INCLUDES REF NO. 19-	
18	545 184 R91	CYLINDER W/BUSHING HYD. -UNIT F- -INCLUDES REF NO. 19-	
18	545 031 R91	CYLINDER W/BUSHING -UNIT D- -INCLUDES REF NO. 19-	
19	468 280 R1	BUSHING, -UNIT A AND B- -2-	
19	468 366 R1	BUSHING -UNIT C AND E- -2-	
19	399 711 R1	BUSHING, -UNIT D- -2-	
19	389 732 R1	BUSHING, -UNIT F- -2-	
	471 267 R95	PACKAGE, HYD CYL SERVICE -UNIT A AND B- CONSISTS OF -	
		1 O-RING 252 483 R1	
		1 O-RING 352 216 R1	
		1 O-RING 380 910 R1	
		1 QUAD-RING 398 978 R1	
		2 RING 383 005 R1	
		1 SEAL 381 086 R1	
		2 WASHER 381 083 R2	
		1 WASHER 381 088 R1	
		1 WIPER 619 072 C91-	
	471 266 R96	PACKAGE, HYD CYL SERVICE -UNIT C- CONSISTS OF-	
		1 O-RING 252 483 R1	
		1 O-RING 347 801 R1	
		1 QUAD-RING 398 978 R1	
		1 O-RING 381 109 R1	
		1 O-RING 293 739 R1	
		2 RING 383 006 R1	
		1 SEAL 381 110 R1	
		2 WASHER 381 083 R2	
		1 WASHER 381 107 R1	
		1 WIPER 619 072 C91	
		1 SEAL 533 374 R2	
		1 RING 533 375 R1-	



HYDRAULICS

-46-

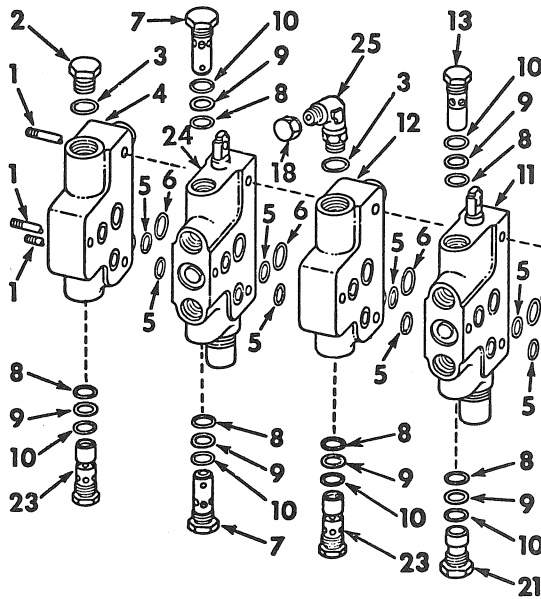
GROUP 10

REF. NO.	PART NUMBER	DESCRIPTION	TC-175
HYDRAULIC BACKHOE CYLINDERS -CONTINUED			
	545 831 R92	PACKAGE, HYD CYL SERVICE -UNIT E- -CONSISTS OF	
		1 RING 398 978 R1	
		2 WASHER 381 083 R2	
		1 WIPER 619 072 C91	
		2 RING 383 006 R1	
		1 SEAL 533 374 R2	
		1 SEAL 533 375 R1	
		1 O-RING 374 801 R1	
		1 WASHER 381 107 R1-	
	545 299 R92	PACKAGE, HYD CYL SERVICE -UNIT F- -CONSISTS OF	
		2 RING 383 005 R1	
		1 RING 545 189 R2	
		1 O-RING 545 190 R1	
		1 O-RING 352 216 R1	
		1 WASHER 381 088 R1	
		1 RING 398 978 R1	
		2 WASHER 381 083 R2	
		1 WIPER 619 072 C91-	
	400 656 R94	PACKAGE, HYD CYL SERVICE -UNIT D- CONSISTS OF-	
		1 O-RING 347 914 R1	
		1 O-RING 22 240 R1	
		1 O-RING 468 339 R1	
		1 RING 399 715 R1	
		1 RING 468 340 R1	
		2 RING 399 719 R1	
		1 RING 399 721 R1	
		1 SEAL 548 415 R1	
		1 SEAL 533 384 R1	
		1 WIPER 619 069 C91	
		1 WASHER 399 717 R1	
		2 WASHER 339 716 R2-	



REF. NO.	PART NUMBER	DESCRIPTION	TC-175
----------	-------------	-------------	--------

HYDRAULIC BACKHOE CONTROL VALVES



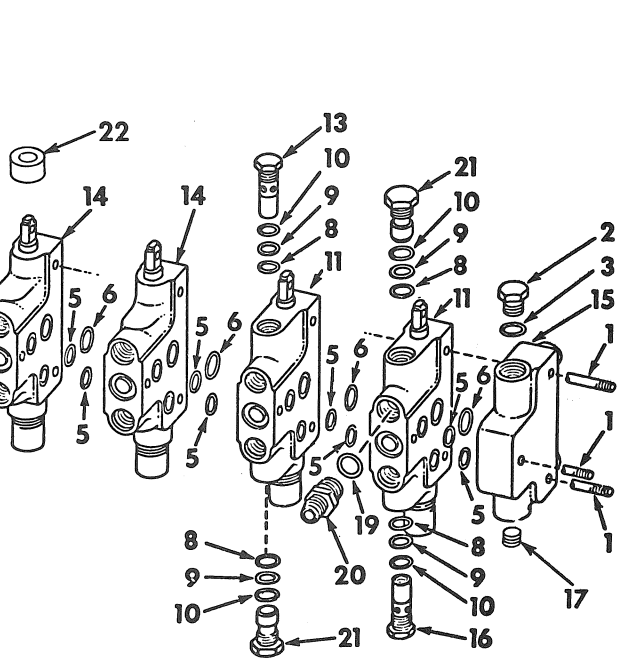
CA-1085

1	392 971 R1 102 635 527 476 R1	ROD, TIE -3- NUT, 3/8-16 HEX. -6- WASHER, 3/8 LOCK -6-
2	9 410 362	PLUG, 1-3/16 C-Z STR THD O-RING BOSS FOR 7/8 TUBE -2- OUTLET VALVE COVER -LARGE-
3	297 459 R1	O-RING, 1-3/64 X 1-9/32 X 7/64 -3-
4	392 968 R2	COVER, LEFT SIDE END
5	381 884 R1	O-RING, 1 X 1-3/16 X 3/32 -16- -VALVE OUTLET COVER-
6	381 885 R1	O-RING, 1-3/8 X 1-9/16 X 3/32 -8- -VALVE OUTLET COVER-
7	387 229 R91	VALVE ASSY, ANTI-CAVITATION -2-
8	383 219 R1	O-RING, 15/16 X 1-1/8 X 3/32 -10- -PILOT OPERATED RELIEF VALVE-
9	378 985 R2	WASHER, PILOT OPERATED RELIEF VALVE BACKUP -10-
10	364 879 R1	O-RING, 7/8 X 1-1/16 X 3/32 -10- -PILOT OPERATED RELIEF VALVE-
11	394 705 R96	VALVE ASSY, HYD OPEN CENTER CONTROL -3- -FOR COMPONENTS SEE LIST OF PARTS UNDER DETAILS OF THREE POSITION SPRING CENTERED CONTROL VALVE-
12	395 006 R2	COVER, CENTER
13	382 479 R91	VALVE ASSY, CUSHION RELIEF- 2500 P.S.I.



REF. NO.	PART NUMBER	DESCRIPTION	TC-175
----------	-------------	-------------	--------

HYDRAULIC BACKHOE CONTROL VALVES -CONTINUED



14	383 271 R96	VALVE ASSY, HYD OPEN CENTER CONTROL -2- -FOR COMPONENTS SEE LIST OF PARTS UNDER DETAILS OF THREE POSITION SPRING CENTERED CONTROL VALVE-
15	546 105 R1	COVER, RIGHT SIDE END
16	547 243 R91	VALVE ASSY, CUSHION RELIEF 2750 PSI -2-
17	444 709	PLUG, 3/4-14 AUTO HEX-SOC HD PIPE
18	9 403 375	CAP, 1-3/16-12 37 DEG HYD FLARED TUBE
19	364 885 R1	O-RING, 5/8 OD TUBE
20	397 699 R1	UNION ASSY, ORIFICE
21	378 899 R1	PLUG, RELIEF VALVE CHAMBER -3-
22	543 201 R1 20 703 R1	SEAL, VALVE SPOOL DUST -6- WASHER, 29/32 X 1-3/4 X 16 GA ZND -6-
23	396 729 R92	VALVE ASSY, PILOT OPERATED RELIEF 2250 PSI -2- -FOR COMPONENTS SEE LIST OF PARTS UNDER DETAILS OF PILOT RELIEF VALVE-
24	383 270 R94	VALVE ASSY, HYD OPEN CENTER CONTROL -FOR COMPONENTS SEE LIST OF PARTS UNDER DETAILS OF THREE POSITION SPRING CENTERED CONTROL VALVE-
25	9 410 980	ELBOW, 1-3/16-12 C-Z 37 DEG HYDRAULIC FLARED TUBE

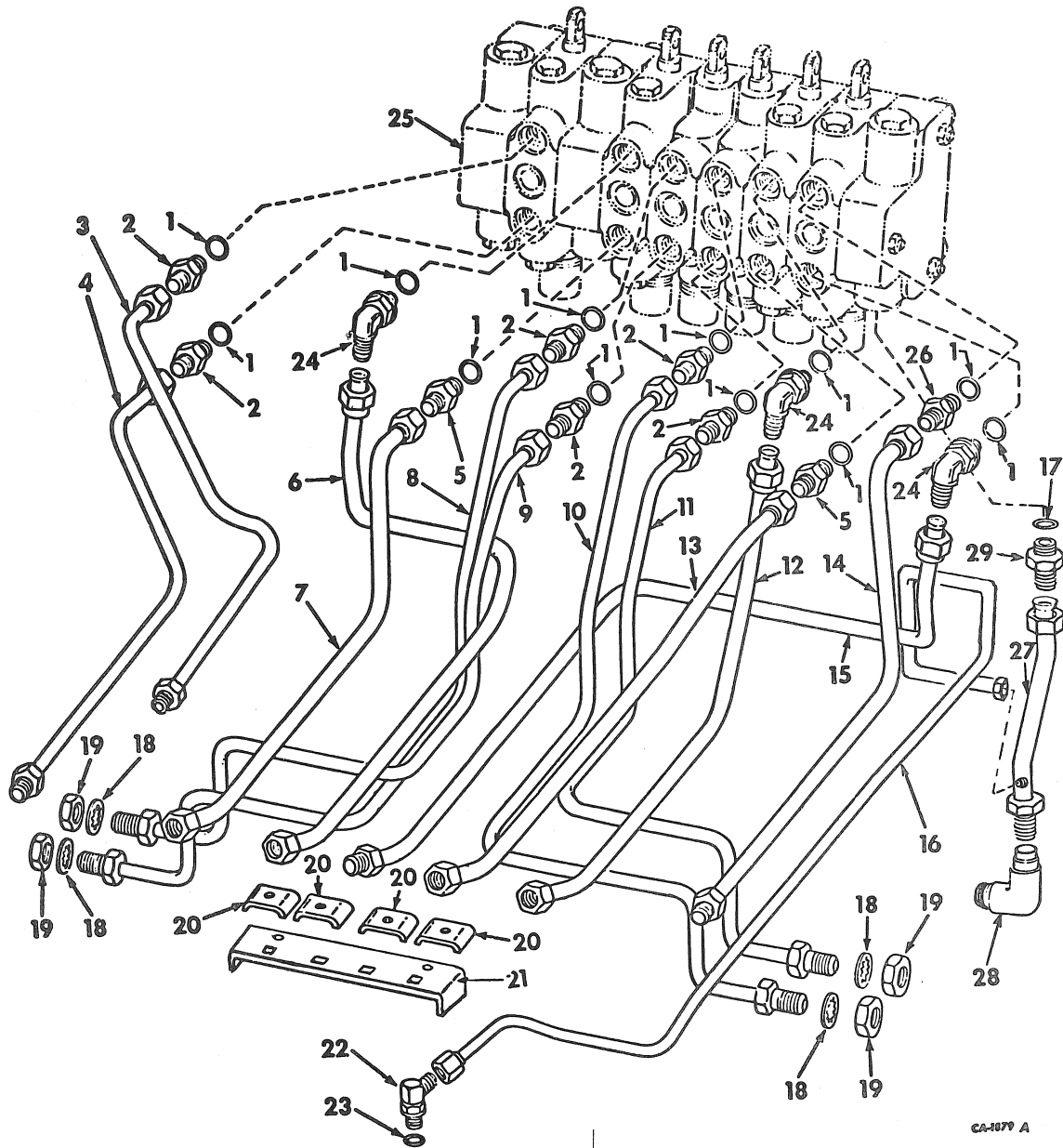


REF. NO.	PART NUMBER	DESCRIPTION	TC-175
----------	-------------	-------------	--------

REF. NO.	PART NUMBER	DESCRIPTION	TC-175
----------	-------------	-------------	--------

HYDRAULIC BACKHOE TUBING AND CONNECTIONS

HYDRAULIC BACKHOE TUBING AND CONNECTIONS -CONTINUED



CA-1079 A

1	364 885 R1	O-RING, 5/8 TUBE -12-
2	481 352 R1	CONNECTOR, 5/8-12 SPECIAL REDUCING -6-
3	481 647 R21	TUBE ASSY, TOP PORT SWING CYL

4	481 648 R21	TUBE ASSY, BOTTOM PORT SWING CYL
5	9 410 204	CONNECTOR, 7/8-14 37 DEG C-Z HYD FLARED
6	486 020 R2	TUBE, TOP PORT BUCKET CYL



REF. NO.	PART NUMBER	DESCRIPTION	TC-175
HYDRAULIC BACKHOE TUBING AND CONNECTIONS -CONTINUED			
7	481 642 R21	TUBE ASSY, BOTTOM PORT BUCKET CYL	
8	481 649 R21	TUBE ASSY, TOP PORT RH STABILIZER	
9	481 651 R21	TUBE ASSY, BOTTOM PORT RH STABILIZER	
10	481 652 R21	TUBE ASSY, TOP PORT LH STABILIZER	
11	481 655 R21	TUBE ASSY, BOTTOM PORT LH STABILIZER	
12	486 021 R2	TUBE ASSY, TOP PORT CROWD CYL	
13	481 646 R21	TUBE ASSY, BOTTOM PORT CROWD CYL	
14	481 643 R21	TUBE ASSY, PORT BOOM CYL	
15	486 019 R2	TUBE ASSY, BOTTOM PORT BOOM CYL	
16	546 236 R1	TUBE ASSY, SWING MECHANISM DRAIN	
17	296 247 R1	O-RING, 1 OD TUBE	
18	138 561	WASHER, 3/4 ZND INT-TOOTH LOCK -4-	
19	9 403 294	NUT, 3/4-16 C-Z BULKHEAD UNION LOCK -4-	
20	486 004 R1	CLAMP, TUBE -4-	
	550 796 R1	BOLT, 3/8-16 X 1-1/4 ZND SQ-NK CGE -4-	
	124 829	NUT, 3/8-16 ZND HEX. JAM -4-	
21	60 357 C1	STRAP ASSY, HYD LINE CLAMP -REPLACES STRAP/492 612 R1 AND SPACER/545 766 R1-	
	180 128	SCREW, 3/8-16 X 1-3/4 ZND HEX-HD CAP -2-	
	120 382	WASHER, 3/8 ZND MED LOCK -6-	
	120 377	NUT, 3/8-16 ZND HEX. -6-	
22	9 410 976	ELBOW, 9/16-18 37 DEG C-Z HYD FLARED TUBE ADJUSTABLE STR-THD 90 DEG	
23	364 839 R1	O-RING, 3/8 TUBE -3-	
24	9 410 978	ELBOW, 7/8-14 37 DEG C-Z HYD FLARED TUBE ADJUSTABLE STR-THD 90 DEG -3-	
25		VALVE BANK -REFER TO HYDRAULIC CONTROL VALVES LISTING-	
26	397 699 R1	UNION ASSY	
26	406 794 R1	UNION ASSY, ORIFICE -FOR USE W/4-1/2 IN LIFT CYLINDER ATTACHMENT-	
27	547 342 R1	TUBE ASSY, BACKHOE RETURN	
28	9 410 285	ELBOW, 1-5/16-12 37 DEG HYD FLARED TUBE 90 DEG	
29	9 410 207	UNION, 1-5/16-12 37 DEG FLARED TUBE SHORT SWIVEL	

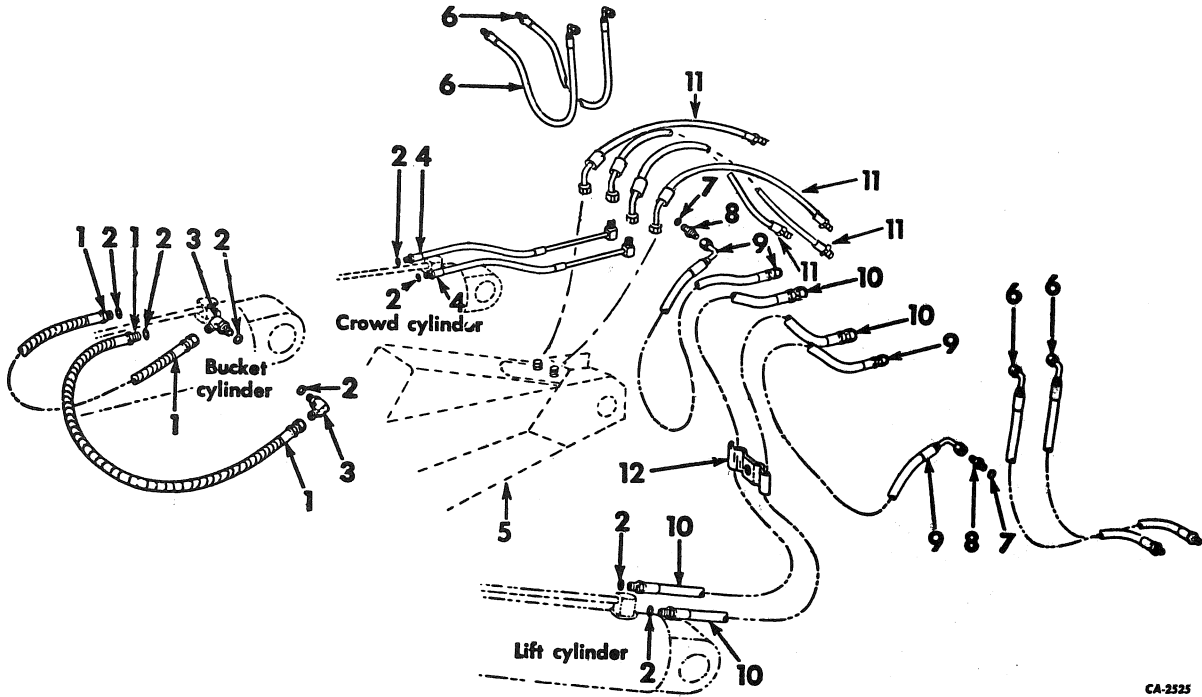


REF. NO.	PART NUMBER	DESCRIPTION	TC-175



REF. NO.	PART NUMBER	DESCRIPTION	TC-175
----------	-------------	-------------	--------

HYDRAULIC BACKHOE CONNECTIONS -BASIC-



1	472 789 R91	HOSE ASSY, BOOM TO BUCKET - 53 IN. -2-
2	364 885 R1	O-RING, 5/8 TUBE -8-
3	9 410 978	ELBOW, 7/8-14 37 DEG HYD FLARED TUBE -2-
4	545 849 R1	HOSE ASSY, CROWD CYL -2-
5		BOOM ASSY -REFER TO BOOM, BUCKET, DIPPERSTICK, HYDRAULIC CYLINDERS AND CONNECTIONS-
6	470 256 R91	HOSE ASSY, BULKHEAD TO STABILIZER -4-
7	364 839 R1	O-RING, 3/8 TUBE -2-
8	382 449 R1	CONNECTOR, 1/2 - 3/8 REDUCING TUBE -2-
9	481 700 R93	HOSE ASSY, BULKHEAD TO SWING 32 IN. -2-
10	481 698 R93	HOSE ASSY, PIPE TO LIFT CYL 51 IN. -2-
11	481 641 R91	HOSE, PIPE TO BOOM 41.5 IN. -4-
12	469 998 R1	CLAMP, HYD HOSE
	120 378	NUT, 1/2-13 C-Z HEX.
	120 238	NUT, 1/2-13 C-Z HEX. JAM



REF. NO.	PART NUMBER	DESCRIPTION	TC-175
----------	-------------	-------------	--------

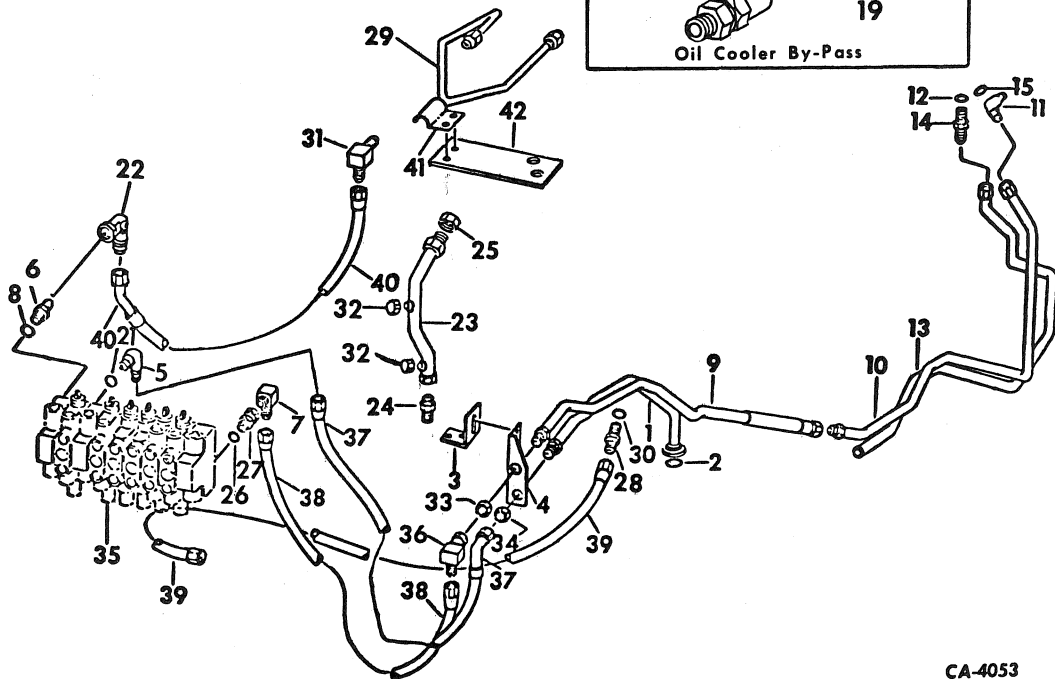
HYDRAULIC BACKHOE CONNECTIONS -BASIC- -CONTINUED

CA-2525



REF. NO.	PART NUMBER	DESCRIPTION	TC-175
----------	-------------	-------------	--------

BACKHOE POWER SUPPLY



CA-4053

1	547 347 R1	TUBE ASSY, PUMP TO BACKHOE
2	343 906 R1	O-RING, 1-5/16 X 1-9/16 X 1/8
3	547 348 R1	BRACKET, BULKHEAD SUPPORT
4	547 349 R1 181 566	BULKHEAD, PUMP-POWER BEYOND SCREW, 1/4-28 X 3/4 ZND HEX-HD CAP
	120 392	WASHER, 9/32 X 5/8 X 18 GA C-Z -2-
	120 380	WASHER, 1/4 ZND MED LOCK -2-
	120 367	NUT, 1/4-28 ZND HEX. -2-
5	9 410 980	ELBOW, 1-3/16-12 37 DEG HYD FLARED TUBE ADJ STR-THD 90 DEG STR-THD 90 DEG
6	9 410 204	UNION, 7/8-14 37 DEG HYD FLARED TUBE SHORT SWIVEL -2-
7	547 339 R1	ELBOW, 1-15/16-12 37 DEG HYD FLARED TUBE 90 DEG.
8	364 885 R1	O-RING, 5/8 OD TUBE -2-



REF. NO.	PART NUMBER	DESCRIPTION	TC-175
----------	-------------	-------------	--------

BACKHOE POWER SUPPLY -CONTINUED

9	547 351 R1	TUBE ASSY, BACKHOE TO LOADER POWER
10	547 352 R2	TUBE ASSY, LOADER POWER BEYOND
11	9 411 108	ELBOW, 1-3/16-12 37 DEG HYD FLARED TUBE ADJ STR-THD 45 DEG
12	297 459 R1	O-RING, 7/8 OD TUBE
13	544 493 R1	TUBE ASSY, RETURN
14	9 410 207	UNION, 1-5/16-12 37 DEG HYD FLARED TUBE SHORT SWIVEL
15	296 247 R1	O-RING, 1 OD TUBE
16	193 511 H1	ELBOW, MALE
17	297 459 R1	O-RING, 7/8 OD TUBE
18	56 540 C1	TEE ASSY, BY-PASS VALVE INLET
19	56 547 C2	HOSE, BACKHOE RETURN



HYDRAULICS

-52-

GROUP 10

REF. NO.	PART NUMBER	DESCRIPTION	TC-175
		BACKHOE POWER SUPPLY -CONTINUED	
20	56 545 C91	VALVE ASSY, OIL COOLER BY-PASS -CONSISTS OF	
		1 BODY 547 437 R3	
		1 UNION 56 546 C1	
		1 O-RING 296 247 R1	
		1 ELBOW 9 410 978	
		1 O-RING 364 885 R1	
		1 PLUG 9 410 358	
		1 O-RING 364 839 R1-	
21	297 459 R1	O-RING, 7/8 OD TUBING	
22	9 410 282	ELBOW, 7/8-14 37 DEG HYD FLARED TUBE 90 DEG SWIVEL	
23	59 048 C1	TUBE ASSY, HYD FILTER -FOR TRACTORS W/LOADER AND W/OUT HITCH-	
24	565 014 R1	CONNECTOR, 1-5/16 TO 3/4 37 DEG HYD FLARED TUBE -FOR TRACTORS W/LOADER AND W/OUT HITCH-	
25	9 403 376	CAP, 1-5/16-12 37 DEG HYD FLARED TUBE -FOR TRACTORS W/LOADER AND W/OUT HITCH-	
26	296 247 R1	O-RING, 1 OD TUBE	
27	481 766 R1	ADAPTER, 15/16 STR-THD TO 1-5/16 37 DEG SWIVEL	
28	9 410 207	UNION, 1-5/16-12 37 DEG HYD FLARED TUBE SHORT SWIVEL	
29	59 047 C1	TUBE ASSY, M.C.V. -FOR TRACTORS W/LOADER AND W/OUT HITCH-	
30	296 247 R1	O-RING, 1 IN OD TUBE	
31	9 402 944	ELBOW, 7/8-14 37 DEG FLARED TUBE 90 DEG UNION	
32	9 403 373	CAP, 7/8-14 37 DEG HYD FLARED TUBE -2- -FOR TRACTORS W/LOADER AND W/OUT HITCH-	
33	9 403 297	NUT, 1-3/16-12 BULKHEAD UNION LOCK	
34	9 403 296	NUT, 1-1/16-12 BULKHEAD UNION LOCK	
35		VALVES, HYDRAULIC CONTROL -REFER TO HYDRAULIC CONTROL VALVES LISTING-	
36	9 410 284	ELBOW, 1-3/16-12 37 DEG HYD FLARED TUBE 90 DEG. SWIVEL	
37	545 774 R1	HOSE ASSY, POWER SUPPLY TO BACKHOE	
38	545 776 R1	HOSE ASSY, POWER BEYOND	
39	545 777 R1	HOSE ASSY, RETURN	
40	545 775 R1	HOSE ASSY, MVC TO BACKHOE	
41	545 764 R1	CLAMP, HYDRAULIC TUBE	
42	545 763 R1	BRACKET, CLAMP MOUNTING	
	180 018	SCREW, 1/4-20 X 5/8 ZND HEX-HD CAP -2-	
	120 380	WASHER, 1/4 ZND MED LOCK -2-	
	120 375	NUT, 1/4-20 ZND HEX. -2-	
43	9 410 978	ELBOW, 7/8-14 ZND 37 DEG HYD	
44	364 885 R1	O-RING, 5/8 TUBE FITTING	
45	547 437 R3	BODY, OIL COOLER BY-PASS VALVE	



HYDRAULICS

-52-

GROUP 10

REF. NO.	PART NUMBER	DESCRIPTION	TC-175
		BACKHOE POWER SUPPLY -CONTINUED	
46	364 839 R1	O-RING, 3/8-18 STR-THD BOSS	
47	9 410 358	PLUG, 9/16-18 STR-THD O-RING BOSS	
48	296 247 R1	O-RING, 1 OD TUBE FITTING BULKHEAD	
49	56 546 C1	UNION, 37 DEG SHORT SWIVEL	
50	56 543 C1	ELBOW ASSY, FEMALE	



REF. NO.

PART NUMBER

DESCRIPTION

TC-175



REF. NO.

PART NUMBER

DESCRIPTION

TC-175

FOR INDEX TO UNITS REFER TO INTRODUCTION PAGE III

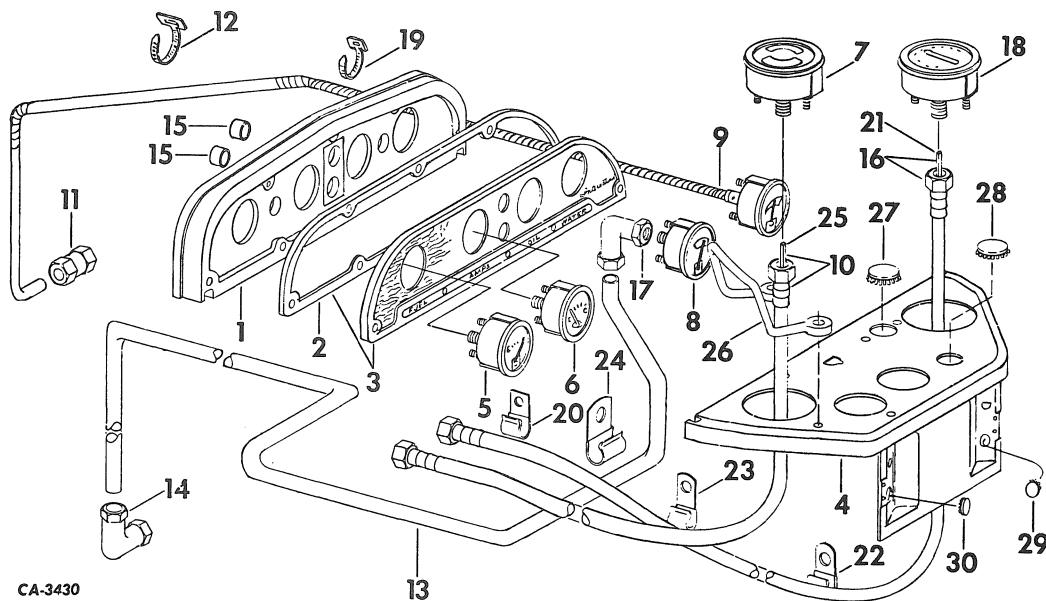


REF. NO.	PART NUMBER	DESCRIPTION	TC-175
----------	-------------	-------------	--------

INSTRUMENT PANEL AND GAUGES

REF. NO.	PART NUMBER	DESCRIPTION	TC-175
----------	-------------	-------------	--------

INSTRUMENT PANEL AND GAUGES -CONTINUED



CA-3430

13

1	529 357 R2	HOUSING, INSTRUMENT PANEL GAUGE	9	529 801 R1	INDICATOR ASSY, HEAT -OPTIONAL W/536 972 R1-
2	529 360 R1	GASKET	9	536 972 R1	INDICATOR ASSY, HEAT -OPTIONAL W/529 801 R1-
3	529 358 R11 436 665	PANEL ASSY, INSTRUMENT FACE SCREW, 6-32 X 1/2 C-Z SLT-PAN-HD MACH -8-	384 498 R1		O-RING, 1-15/16 X 2-1/8 X 3/32
4	527 566 R3	PANEL ASSY, INSTRUMENT	10	529 795 R91	CABLE ASSY, TACHOMETER FLEXIBLE -GASOLINE ENGINE TRACTORS-
4	537 965 R2	PANEL ASSY, INSTRUMENT -INDUSTRIAL MODEL TRACTORS WITH HYDROSTATIC DRIVE AND FOOT CONTROLS-	10	393 326 R91	CABLE ASSY, TACHOMETER FLEXIBLE -DIESEL ENGINE TRACTORS-
	180 014	SCREW, 1/4-20 X 3/8 ZND HEX-HD CAP -2-	11	51 510 DA	BUSHING, CAPILLARY TUBE BULB
	167 214	SCREW, 12-24 X 1/2 C-Z CR-REC-PAN-HD TAP. -4-	12	306 132 C1	STRAP, CAPILLARY TUBE -3-
5	529 804 R1	GAUGE ASSY, ELECTRIC FUEL -OPTIONAL W/537 483 R1-	13	529 805 R1	PIPE, OIL PRESSURE INDICATOR -GASOLINE ENGINE TRACTORS-
5	69 928 C1	GAUGE ASSY, ELECTRIC FUEL -OPTIONAL W/529 804 R1-	13	529 806 R1	PIPE, OIL PRESSURE INDICATOR -DIESEL ENGINE TRACTORS-
	384 498 R1	O-RING, 1-15/16 X 2-1/8 X 3/32	14	140 304	ELBOW, 1/8-27 BALL SLEEVE EXT-THD 90 DEG
6	536 229 R1	GAUGE ASSY, CHARGE INDICATOR -OPTIONAL W/537 485 R1-	15	530 589 R1	TUBE, WARNING LIGHT -2 FOR HYDROSTATIC DRIVE TRACTORS-
6	69 926 C1	GAUGE ASSY, CHARGE INDICATOR -OPTIONAL W/536 229 R1-	16	393 326 R91	CABLE ASSY, FLEXIBLE DRIVE
	384 498 R1	O-RING, 1-15/16 X 2-1/8 X 3/32	17	19 717 R1 36 092 D	ELBOW, 1/8-27 HI-DUTY TUBE FITTING NUT, 5/16-24 HI-DUTY TUBE FITTING
7	66 455 C1	TACHOMETER -FOR HYDROSTATIC DRIVE TRACTORS-	18	529 780 R91	SPEEDOMETER -FOR HYDROSTATIC DRIVE TRACTORS-
7	66 344 C1	TACHOMETER ASSY	19	306 132 C1	STRAP, SPEEDOMETER CABLE
8	529 802 R1	GAUGE ASSY, OIL PRESSURE INDICATOR -OPTIONAL W/536 973 R1-	20	395 228 R1 120 380 120 375	CLIP, SPEEDOMETER FLEXIBLE DRIVE CABLE WASHER, 1/4 C-Z MED LOCK NUT, 1/4-20 C-Z HEX.
8	536 973 R1	GAUGE ASSY, OIL PRESSURE INDICATOR -OPTIONAL W/529 802 R1-	21	393 327 R91	CORE ASSY, SPEEDOMETER FLEXIBLE DRIVE SHAFT -DIESEL ENGINE TRACTORS-
	384 498 R1	O-RING, 1-15/16 X 2-1/8 X 3/32			



INSTRUMENTS

-4-

GROUP 11

REF. NO.	PART NUMBER	DESCRIPTION	TC-175



INSTRUMENTS

-4-

GROUP 11

REF. NO.	PART NUMBER	DESCRIPTION	TC-175

REF. NO.	PART NUMBER	DESCRIPTION
		TC-175

REF. NO.	PART NUMBER	DESCRIPTION
		TC-175

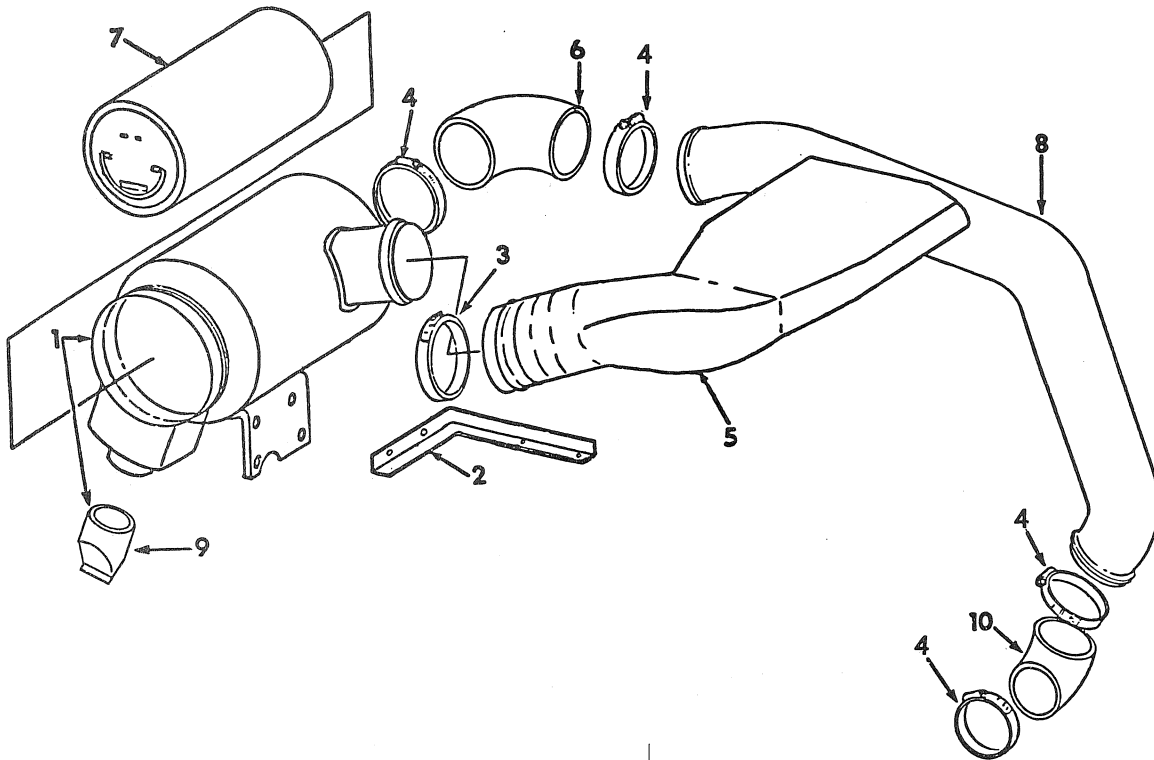
FOR INDEX TO UNITS REFER TO
INTRODUCTION PAGE III





REF. NO.	PART NUMBER	DESCRIPTION	TC-175
----------	-------------	-------------	--------

AIR CLEANER AND CONNECTIONS



CA-934 D

1	402 612 R93	CLEANER ASSY, AIR -DIESEL ENGINE TRACTORS- -CONSISTS OF REF NOS 7 AND 9-
	180 120	SCREW, 3/8-16 X 3/4 ZND HEX-HD CAP -2-
	120 382	WASHER, 3/8 ZND REG LOCK -2-
1	402 620 R92	CLEANER ASSY, AIR -GASOLINE ENGINE TRACTORS- -CONSISTS OF REF NOS 7 AND 9-
	180 120	SCREW, 3/8-16 X 3/4 ZND HEX-HD CAP -2-
	120 382	WASHER, 3/8 ZND REG LOCK -2-
2	67 290 C1	BRACKET ASSY, AIR CLEANER MTG -DIESEL ENGINE TRACTORS-
	180 128	SCREW, 3/8-16 X 1-3/4 ZND HEX-HD CAP -2-
	120 382	WASHER, 3/8 ZND MED LOCK -2-
	120 377	NUT, 3/8-16 ZND HEX. -2-
3	21 423 R1	CLAMP, 3-5/16 HOSE
4	397 256 R1	CLAMP, NO. 44 HOSE -4- -GASOLINE ENGINE TRACTORS-
5	529 864 R1	DUCT, AIR INLET

REF. NO.	PART NUMBER	DESCRIPTION	TC-175
----------	-------------	-------------	--------

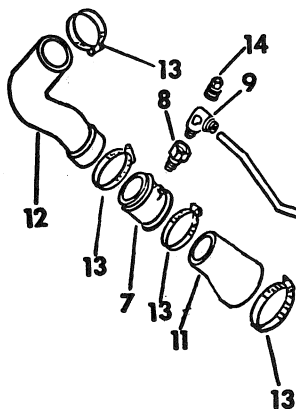
AIR CLEANER AND CONNECTIONS -CONTINUED

6	382 400 R1	HOSE, AIR CLEANER OUTLET -GASOLINE ENGINE TRACTORS-
7	529 957 R1	ELEMENT ASSY -GASOLINE ENGINE TRACTORS-
7	529 854 R2	ELEMENT ASSY -DIESEL ENGINE TRACTORS-
8	539 949 R1	PIPE, AIR CLEANER TO CARBURETOR -GASOLINE ENGINE TRACTORS-
9	529 855 R1	VALVE, DUST UNLOADER
10	402 500 R2	HOSE, CARBURETOR INLET -GASOLINE ENGINE TRACTORS-



REF. NO.	PART NUMBER	DESCRIPTION	TC-175
----------	-------------	-------------	--------

ETHER STARTING
-DIESEL ENGINE TRACTORS-



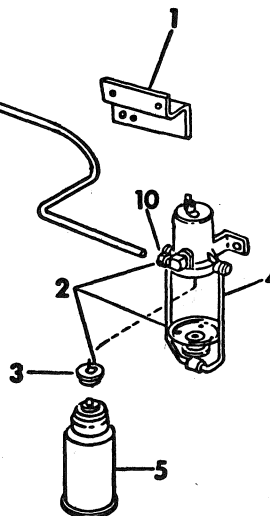
CA-4036

1	535 672 R2 179 835	BRACKET, INJECTOR SCREW, 3/8-16 X 5/8 HEX-HD CAP -2-
2	533 231 R91 180 078 120 214 120 376	SOLENOID ASSY, ETHER INJECTION -ALSO INCLUDES REF NOS 3 AND 4- SCREW, 5/16-18 X 7/8 ZND HEX-HD CAP -2- WASHER, 5/16 ZND MED LOCK -2- NUT, 5/16-18 ZND HEX. -2-
3	395 686 R1	GASKET, ETHER STARTING INJECTOR
4	404 247 R1	BAIL ASSY, INJECTOR
5	385 064 R91	FLUID, ETHER STARTING 12 OZ. CAN
6	529 918 R1	TUBE, STARTING FLUID
7	529 919 R1	TUBE ASSY, AIR CLEANER
8	269 635 R91	NOZZLE, STARTING FLUID
9	140 304	ELBOW, 1/8-27 90 DEG BALL SLEEVE TUBE
10	140 304	ELBOW, 1/8-27 90 DEG BALL SLEEVE TUBE
11	529 923 R1	HOSE, MANIFOLD INLET
12	529 924 R1	HOSE, AIR CLEANER OUTLET
13	398 256 R1	CLAMP, HOSE -4-
14	444 576	PLUG, 1/4-18 AUTOMOTIVE SQ-HD PIPE



REF. NO.	PART NUMBER	DESCRIPTION	TC-175
----------	-------------	-------------	--------

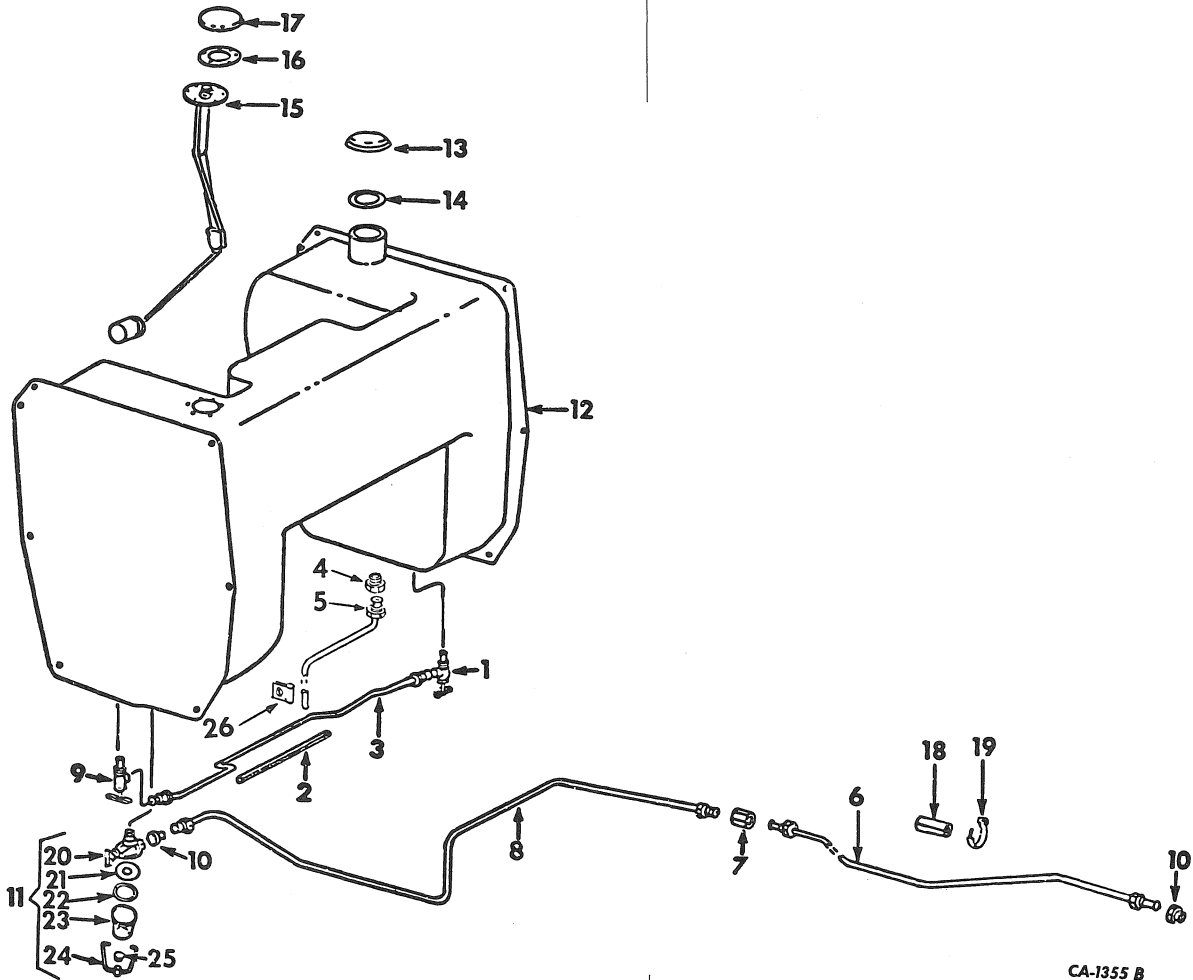
ETHER STARTING -CONTINUED
-DIESEL ENGINE TRACTORS-





REF. NO.	PART NUMBER	DESCRIPTION	TC-175
----------	-------------	-------------	--------

FUEL TANK AND PIPING
-GASOLINE ENGINE TRACTORS-



CA-1355 B

1	536 002 R2	VALVE ASSY, SHUT OFF
2	530 107 R1	HOSE, BALANCE TUBE SPACER
3	528 931 R1	TUBE ASSY, CROSSOVER
	142 427	NUT, 1/2-20 INVERTED FLARED TUBE -2-
	137 398	NUT, 1/2-20 INVERTED
4	137 406	CONNECTOR, 1/8 PT X 5/16 INVERTED FLARED TUBE -OPTIONAL W/145 475- -TRACTORS W/UNDERSLUNG EXHAUST-
4	145 475	CONNECTOR, 1/8 PT X 5/16 INVERTED -OPTIONAL W/137 406-
5	539 938 R1	TUBE ASSY, TANK BREATHER
	142 427	-TRACTORS W/UNDERSLUNG EXHAUST- NUT, 1/2-20 INVERTED FLARED TUBE -2-
	137 398	NUT, 1/2-20 INVERTED FLARED TUBE -2-



REF. NO.	PART NUMBER	DESCRIPTION	TC-175
----------	-------------	-------------	--------

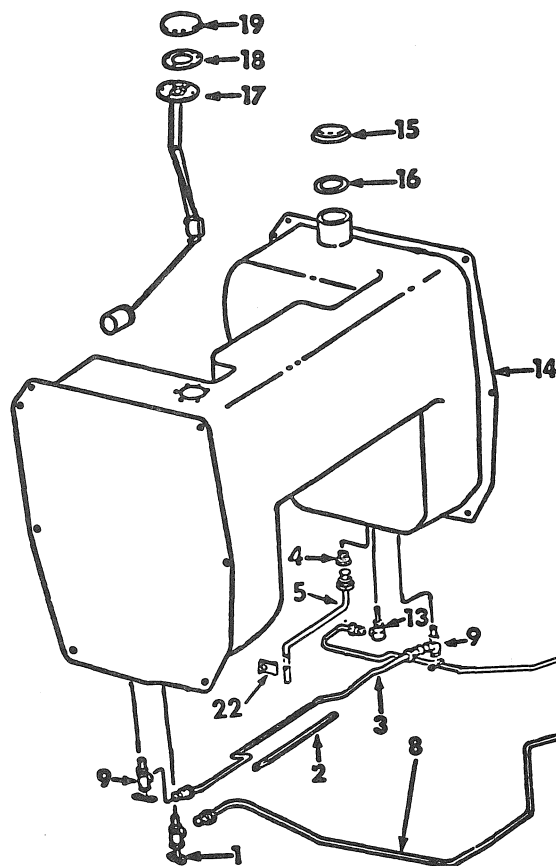
FUEL TANK AND PIPING -CONTINUED
-GASOLINE ENGINE TRACTORS-

6	536 000 R1	TUBE ASSY, UNION TO FUEL PUMP
	142 427	NUT, 1/2-20 INVERTED FLARED TUBE -2-
	137 398	NUT, 1/2-20 INVERTED FLARED
7	137 414	UNION, 5/16 INVERTED FLARED TUBE
7	189 951	UNION, 5/16 INVERTED FLARED TUBE
8	536 010 R1	TUBE ASSY, UNION TO FUEL STRAINER
	142 427	NUT, 1/2-20 INVERTED FLARED TUBE -2-
	137 398	NUT, 1/2-20 INVERTED FLARED
9	536 002 R2	VALVE ASSY, SHUT OFF



REF. NO.	PART NUMBER	DESCRIPTION	TC-175
----------	-------------	-------------	--------

FUEL TANK AND PIPING
-DIESEL ENGINE TRACTORS-

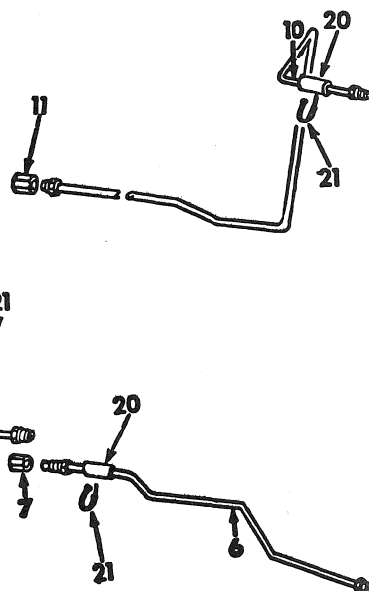


CA-4040

1	528 926 R1	VALVE ASSY, SHUT OFF
2	530 107 R1	HOSE, BALANCE TUBE SPACER
3	528 931 R1 142 427 137 398	TUBE ASSY, CROSSOVER NUT, 1/2-20 INVERTED FLARED TUBE -2- NUT, 1/2-20 INVERTED FLARED TUBE -2-
4	137 406	CONNECTOR, 1/8 PT X 5/16 INVERTED FLARED TUBE -TRACTORS W/UNDERSLUNG EXHAUST-
5	539 938 R1 142 427 137 398	TUBE ASSY, TANK BREATHER -TRACTORS W/UNDERSLUNG EXHAUST- NUT, 1/2-20 INVERTED FLARED TUBE -2- NUT, 1/2-20 INVERTED FLARED TUBE -2-
6	66 024 C1 142 427 137 398	TUBE ASSY, UNION TO DIESEL FILTER NUT, 1/2-20 INVERTED FLARED TUBE -2- NUT, 1/2-20 INVERTED FLARED TUBE -2-
7	137 414	UNION, 5/16 INVERTED FLARED TUBE
7	189 951	UNION, 5/16 INVERTED FLARED TUBE
8	536 005 R1 142 427 137 398	TUBE ASSY, UNION TO SHUT OFF VALVE NUT, 1/2-20 INVERTED FLARED TUBE -2- NUT, 1/2-20 INVERTED FLARED TUBE -2-
9	536 002 R2	VALVE ASSY, SHUT OFF -2-

REF. NO.	PART NUMBER	DESCRIPTION	TC-175
----------	-------------	-------------	--------

FUEL TANK AND PIPING -CONTINUED
-DIESEL ENGINE TRACTORS-

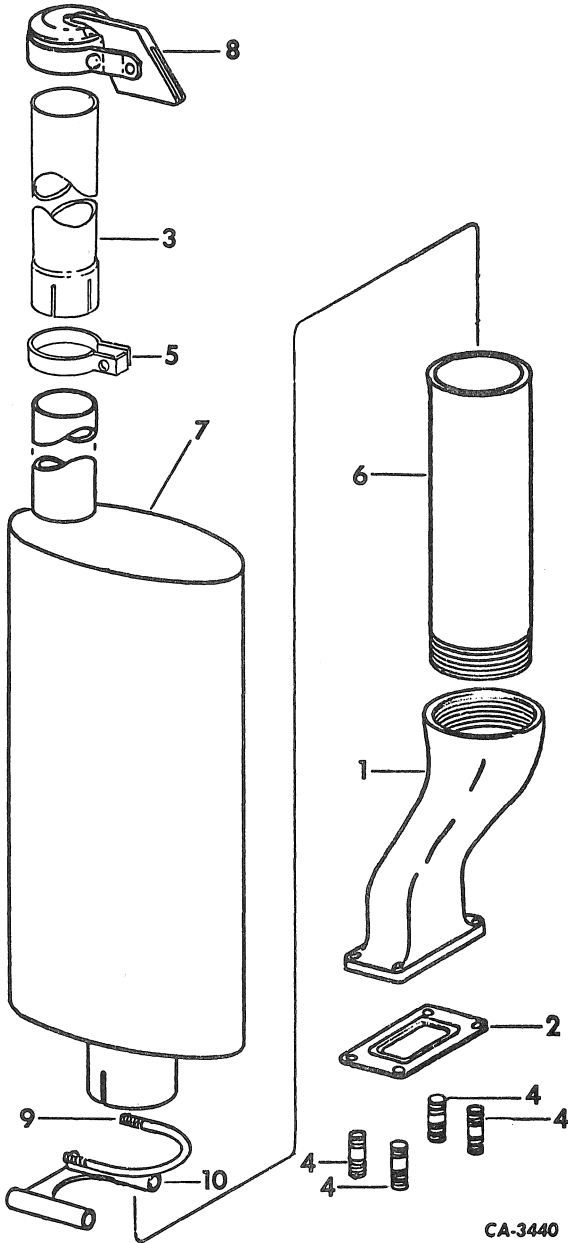


10	536 006 R1 142 427 137 398	TUBE ASSY, FUEL RETURN FRONT NUT, 1/2-20 INVERTED FLARED TUBE -2- NUT, 1/2-20 INVERTED FLARED TUBE -2-
11	137 414	UNION, 5/16 INVERTED FLARED TUBE
11	189 951	UNION, 5/16 INVERTED FLARED TUBE
12	536 008 R1 142 427 137 398	TUBE ASSY, FUEL RETURN REAR NUT, 1/2-20 INVERTED FLARED TUBE -2- NUT, 1/2-20 INVERTED FLARED TUBE -2-
13	528 929 R1	VALVE ASSY, CHECK
14	529 371 R92 180 075 180 120 120 214 120 382 120 376 120 377	TANK ASSY, FUEL W/FILLER CAP -INCLUDES REF NOS 15 AND 16- SCREW, 5/16-18 X 5/8 HEX-HD CAP -8- SCREW, 3/8-16 X 3/4 HEX-HD CAP -2- WASHER, 5/16 MED LOCK -8- WASHER, 3/8 MED LOCK -2- NUT, 5/16-18 HEX. -8- NUT, 3/8-16 HEX. -2-
15	538 063 R1	CAP ASSY, FUEL TANK FILLER
16	23 977 DB	GASKET, FUEL TANK FILLER CAP



REF. NO.	PART NUMBER	DESCRIPTION	TC-175
----------	-------------	-------------	--------

VERTICAL EXHAUST
-DIESEL ENGINE TRACTORS-



1	3 136 668 R1	ELBOW, EXHAUST MANIFOLD
2	3 136 248 R1	GASKET, EXHAUST MANIFOLD ELBOW
3	67 125 C1	PIPE, EXHAUST EXTENSION



REF. NO.	PART NUMBER	DESCRIPTION	TC-175
----------	-------------	-------------	--------

VERTICAL EXHAUST -CONTINUED
-DIESEL ENGINE TRACTORS-

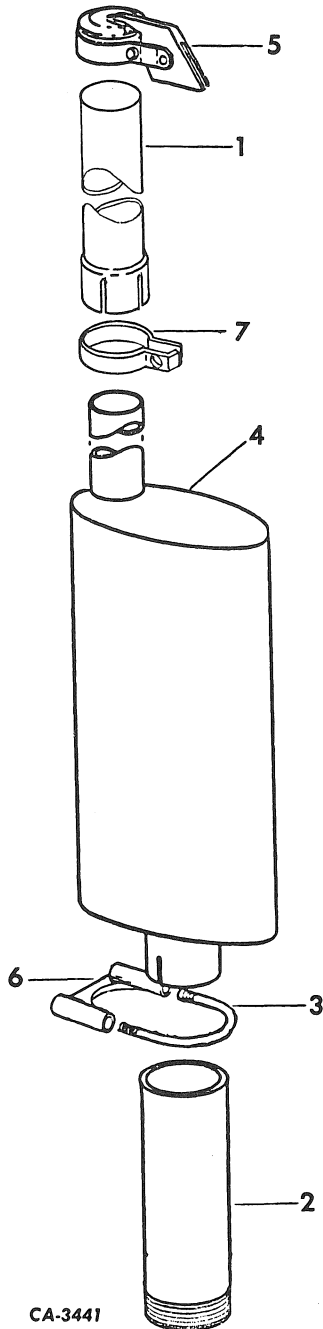
4	3 055 663 R1	STUD, MANIFOLD -4-
	103 026	NUT, 3/8-24 HEX. -4-
	103 321	WASHER, 3/8 MED LOCK -4-
	20 285 H	WASHER, 13/32 X 3/4 X 11 GA -6-
	103 026	NUT, 3/8-24 HEX. -8-
5	67 126 C1	CLAMP
	180 126	BOLT, 3/8-16 X 1-1/2 HEX-HD
	120 382	WASHER, 3/8 MED LOCK
	120 377	NUT, 3/8-16 HEX.
6	534 207 R1	PIPE, EXHAUST
7	533 924 R1	MUFFLER
8	533 925 R1	CAP ASSY, RAIN
9	537 724 R1	U-BOLT, SADDLE
	118 614	NUT, 5/16-18 HEX. -2-
10	537 723 R1	SADDLE, EXHAUST MUFFLER CLAMP

CA-3440



REF. NO.	PART NUMBER	DESCRIPTION	TC-175
----------	-------------	-------------	--------

VERTICAL EXHAUST
-GASOLINE ENGINE TRACTORS-



- | | | |
|---|------------|-------------------------|
| 1 | 67 125 C1 | PIPE, EXHAUST EXTENSION |
| 2 | 534 209 R1 | PIPE, EXHAUST |



REF. NO.	PART NUMBER	DESCRIPTION	TC-175
----------	-------------	-------------	--------

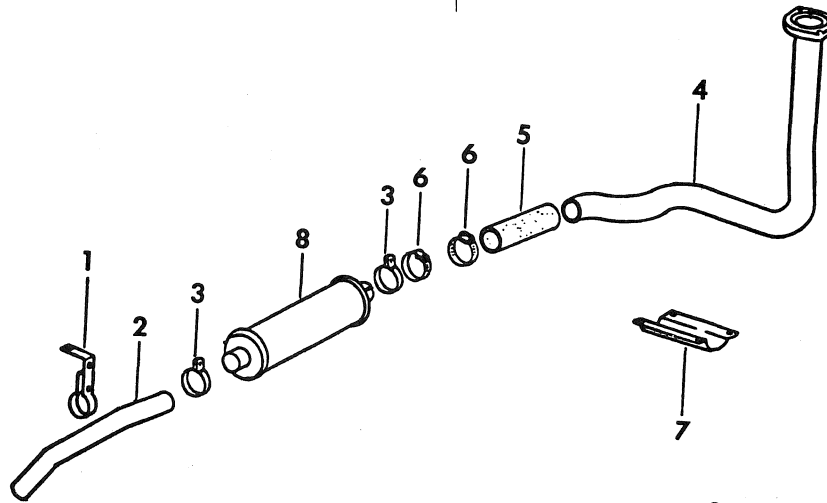
VERTICAL EXHAUST -CONTINUED
-GASOLINE ENGINE TRACTORS-

- | | | |
|---|--|--|
| 3 | 537 724 R1
118 614 | U-BOLT, SADDLE
NUT, 5/16-18 HEX. -2- |
| 4 | 533 924 R1 | MUFFLER |
| 5 | 533 925 R1 | CAP ASSY, RAIN |
| 6 | 537 723 R1 | SADDLE, EXHAUST MUFFLER CLAMP |
| 7 | 67 126 C1
180 126
120 382
120 377 | CLAMP
BOLT, 3/8-16 X 1-1/2 HEX-HD
WASHER, 3/8 MED LOCK
NUT, 3/8-16 HEX. |



REF. NO.	PART NUMBER	DESCRIPTION	TC-175
----------	-------------	-------------	--------

UNDERSLUNG EXHAUST



CA-3438

1	401 492 R2	SUPPORT, TAIL PIPE REAR
	180 123	SCREW, 3/8-16 X 1-1/8 ZND HEX-HD CAP
	120 382	WASHER, 3/8 C-Z MED LOCK -2-
	120 377	NUT, 3/8-16 C-Z HEX. -2-
	271 715	SCREW, 5/8-11 X 1 ZND HEX-HD CAP
		-W/O THREE POINT HITCH STABILIZER-
	121 574	WASHER, 5/8 C-Z MED LOCK
		-W/O THREE POINT HITCH STABILIZER-
	191 249	SCREW, 3/8-16 X 3-3/4 ZND HEX-HD CAP
		-W/THREE POINT HITCH STABILIZER-
	364 811 R1	SPACER, 3/8 X 1-1/16 PIPE
		-W/THREE POINT HITCH STABILIZER-
2	401 490 R2	PIPE, TAIL
3	67 672 C1	CLAMP, MUFFLER -2-
	180 123	SCREW, 3/8-16 X 1-1/8 ZND HEX-HD CAP
		-2-
	120 377	NUT, 3/8-16 C-Z HEX. -2-
	120 382	WASHER, 3/8 C-Z MED LOCK -2-
4	401 485 R12	PIPE ASSY, EXHAUST -2-
		MANIFOLD
		-DIESEL ENGINE TRACTORS-
		-INCLUDES REF NOS 5 AND 6-
4	401 483 R12	PIPE ASSY, EXHAUST MANIFOLD
		-GASOLINE ENGINE TRACTORS-
		-INCLUDES REF NOS 5 AND 6-
	179 839	SCREW, 3/8-16 X 1 HEX-HD CAP -2-
	103 321	WASHER, 3/8 MED LOCK -2-
5	375 561 R2	SLEEVE, ASBESTOS
6	279 038 R91	CLAMP, NO. 32 HOSE -2-
7	401 488 R1	GUARD, PIPE
		-DIESEL ENGINE TRACTORS-
	179 837	SCREW, 3/8-16 X 3/4 HEX-HD CAP -4-
	103 321	WASHER, 3/8 MED LOCK -4-
7	401 487 R1	GUARD, PIPE
		-GASOLINE ENGINE TRACTORS-
	179 814	SCREW, 5/16-18 X 5/8 HEX-HD CAP -4-
	103 320	WASHER, 5/16 MED LOCK -4-
8	401 489 R2	MUFFLER

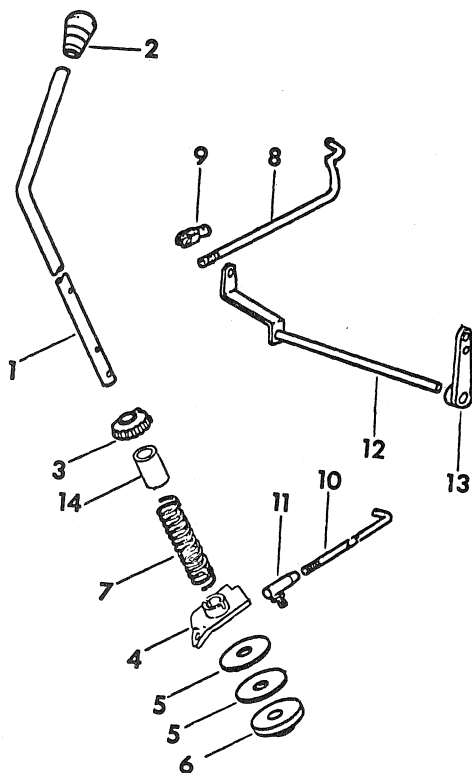


REF. NO.	PART NUMBER	DESCRIPTION	TC-175
----------	-------------	-------------	--------

UNDERSLUNG EXHAUST -CONTINUED

REF. NO.	PART NUMBER	DESCRIPTION	TC-175
----------	-------------	-------------	--------

GOVERNOR CONTROLS
-DIESEL ENGINE TRACTORS-



1	69 747 C1 19 313 R1	ROD, GOVERNOR CONTROL HANDLE PIN, 5/32 X 7/8 HV COILED SPRING -3-
2	397 931 R2	KNOB, GOVERNOR CONTROL HANDLE
3	528 290 R1 222 335	COLLAR, GOVERNOR CONTROL HANDLE SCREW, 8-32 X 3/8 HEX-SOC-HD-F-PT SET
4	528 291 R3	ARM ASSY, GOVERNOR CONTROL ROD
5	394 716 R1	DISC, GOVERNOR CONTROL FRICTION -2-
6	528 294 R1	PLATE ASSY, GOVERNOR CONTROL FRICTION
7	65 344 C1	SPRING, GOVERNOR CONTROL PRESSURE
8	528 334 R3	ROD, FRONT GOVERNOR CONTROL
9	116 534 114 783 103 361	CLEVIS, 1/4-28 X 1-11/16 SHORT ADJ ROD END PIN, 1/4 X 43/64 ROD END PIN, 1/16 X 1/2 COT. -2-
10	528 336 R2 103 361	ROD, REAR GOVERNOR CONTROL PIN, 1/16 X 1/2 COT.

REF. NO.	PART NUMBER	DESCRIPTION	TC-175
----------	-------------	-------------	--------

GOVERNOR CONTROLS -CONTINUED
-DIESEL ENGINE TRACTORS-

11	109 400	JOINT, 1/4-28 BALL -OPTIONAL W/19 318 R1-
11	19 318 R1	JOINT, 1/4-28 BALL -OPTIONAL W/109 400-
	114 492	NUT, 1/4-28 HEX. JAM
	103 024	NUT, 1/4-28 HEX.
	103 319	WASHER, 1/4 MED LOCK
12	528 325 R2	ARM ASSY, GOVERNOR CONTROL IDLER
13	528 328 R1 19 313 R1 21 309 R1	LEVER ASSY, IDLER ARM PIN, 5/32 X 7/8 HV COILED SPRING WASHER, 13/32 X 7/8 X 7 GA.
14	65 345 C1 219 758 467 750 R1	SPACER, ADJUSTABLE NUT, 3/4-16 ZND HEX. JAM WASHER, 25/32 X 1-1/2 X .120 ZND



REF. NO.	PART NUMBER	DESCRIPTION	TC-175
GOVERNOR CONTROLS -GASOLINE ENGINE TRACTORS-			
1	69 747 C1 19 313 R1	ROD, GOVERNOR CONTROL HANDLE PIN, 5/32 X 7/8 HV COILED SPRING -3-	
2	397 931 R2	KNOB, GOVERNOR CONTROL HANDLE	
3	528 290 R1 222 335	COLLAR, GOVERNOR CONTROL HANDLE SCREW, 8-32 X 3/8 HEX-SOC-HD-F-PT SET	
4	528 291 R3	ARM ASSY, GOVERNOR CONTROL ROD	
5	394 716 R1	DISC, GOVERNOR CONTROL FRICTION -2-	
6	528 294 R1	PLATE ASSY, GOVERNOR CONTROL FRICTION	
7	65 344 C1	SPRING, FRICTION CONTROL	
8	532 084 R1	LEVER ASSY, GOVERNOR CONTROL EQUALIZER	
9	532 090 R1 103 361	ROD, GOVERNOR CONTROL PIN, 1/16 X 1/2 COT. -2-	
10	528 335 R2 103 361	ROD, REAR GOVERNOR CONTROL PIN, 1/16 X 1/2 COT.	
11	109 400	JOINT, 1/4-28 BALL -OPTIONAL W/19 318 R1-	
11	19 318 R1	JOINT, 1/4-28 BALL -OPTIONAL W/109 400-	
	114 492	NUT, 1/4-28 HEX. JAM	
	103 024	NUT, 1/4-28 HEX.	
	103 319	WASHER, 1/4 MED LOCK	

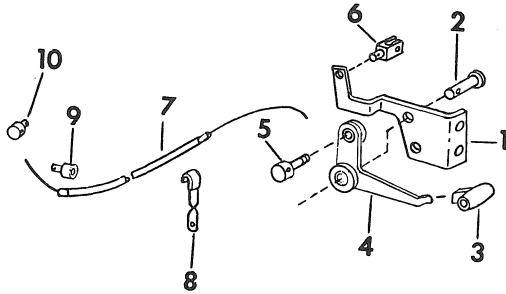
REF. NO.	PART NUMBER	DESCRIPTION	TC-175
GOVERNOR CONTROLS -CONTINUED -GASOLINE ENGINE TRACTORS-			
12	532 080 R1 120 613 126 183	TURNBUCKLE NUT, 1/4-28 HEX. JAM NUT, 1/4-28 LH THD HEX.	
13	532 088 R1	ROD, FRONT GOVERNOR CONTROL	
14	532 081 R1 179 795 103 319 109 084 W 6 001	BRACKET ASSY, EQUALIZER LEVER SCREW, 1/4-20 X 3/4 HEX-HD CAP -2- WASHER, 1/4 MED LOCK -2- NUT, 1/4-20 HEX. -2- PIN, 3/8 X 5/16 STD-HD	
15	532 082 R1	LINK, SPRING ANCHOR	
16	370 587 R1	SPRING, GOVERNOR CONTROL BALANCE	
17	110 668 R1	RING, RETAINING	
18	104 977 R1	RING, RETAINING	
19	65 345 C1 219 758 467 750 R1	SPACER, ADJUSTABLE NUT, 3/4-16 2ND HEX. JAM WASHER, 25/32 X 1-1/2 X .120 2ND	

CA-4037



REF. NO.	PART NUMBER	DESCRIPTION	TC-175
----------	-------------	-------------	--------

FUEL SHUTOFF CONTROLS
-DIESEL ENGINE TRACTORS-



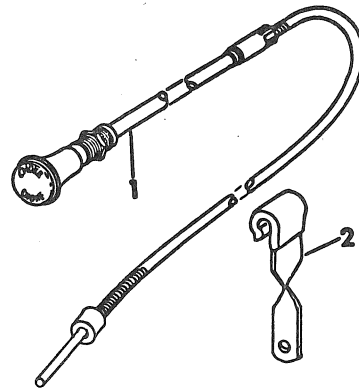
CA-3429

1	67 286 C1 372 784 R1	BRACKET ASSY, FUEL SHUT-OFF LEVER SCREW, 1/4-20 X 3/4 HEX-HD CAP -2-
2	23 369 R1 177 923 469 668 R1	PIN, 3/8 X 7/8 C-Z STD-HD PIN, 1/8 X 3/4 C-Z COT. WASHER, 3/8 X 13/32 X .060 C-Z
3	530 118 R1	KNOB, FUEL SHUT-OFF CONTROL CABLE
4	531 335 R1	ARM ASSY, FUEL SHUT-OFF CONTROL
5	528 997 R1 131 974 528 999 R1 531 714 R1	SWIVEL, FUEL SHUT-OFF CONTROL CABLE SCREW, 8/32 X 5/8 C-Z SLT-FIL-HD MACH RETAINER, FUEL SHUT-OFF CONTROL -OPTIONAL W/531 714 R1- RETAINER, SPRING -OPTIONAL W/528 999 R1- CABLE SPRING
6	536 852 R1 446 178 107 761 454 065 120 217 453 284	CLAMP, CABLE SWIVEL WASHER, 1/4 X 1/2 X .036 PIN, 1/16 X 5/8 COT. SCREW, 10-32 X 3/4 C-Z HEX-HD MACH WASHER, 10 MED LOCK NUT, 10-32 C-Z HEX-MACH SCREW
7	529 001 R1	CABLE, FUEL SHUT-OFF CONTROL
8	370 820 R1	CLIP, FUEL SHUT-OFF CONTROL CABLE
9	677 516 R1	BUSHING, FUEL SHUT-OFF CONTROL CABLE
10	396 388 R1 131 963 446 179 103 361	PIVOT, FUEL SHUT-OFF LEVER SWIVEL SCREW, 8-32 X 3/8 C-Z SLT-FIL-HD MACH WASHER, 1/4 X 1/2 X .036 PIN, 1/16 X 1/2 COT.



REF. NO.	PART NUMBER	DESCRIPTION	TC-175
----------	-------------	-------------	--------

CHOKER CONTROL
-CARBURETED TRACTORS-



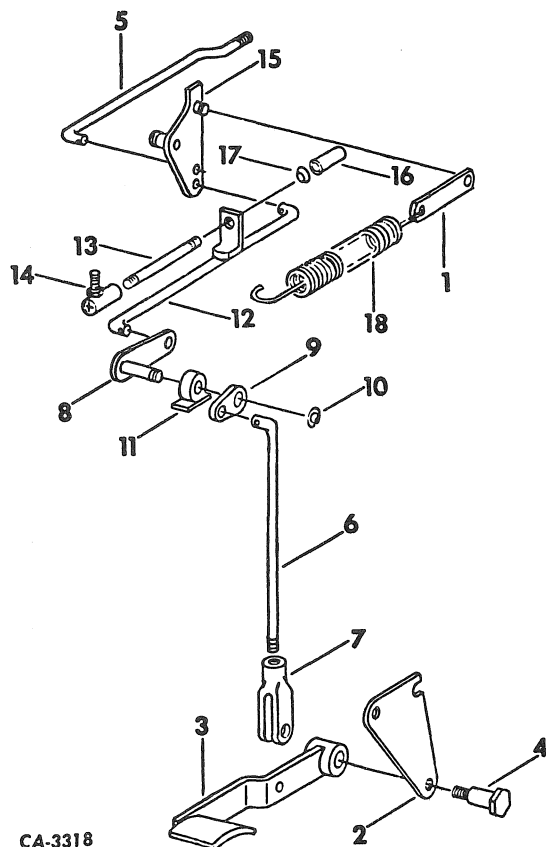
CA-4038

1	374 217 R92 124 925 138 542	CABLE, CHOKER CONTROL NUT, 3/8-24 HEX. WASHER, 3/8 INT-TOOTH LOCK
2	531 337 R1	CLIP, CHOKER CONTROL CABLE



REF. NO.	PART NUMBER	DESCRIPTION	TC-175
----------	-------------	-------------	--------

FOOT ACCELERATOR
-GASOLINE ENGINE TRACTORS-



- | | | |
|---|----------------------------------|---|
| 1 | | LINK, BALANCE
-FOR COMPONENTS, SEE LIST OF PARTS
UNDER DETAILS OF GOVERNOR CONTROL
GASOLINE LISTING- |
| 2 | 528 754 R2
180 120 | BRACKET, FOOT ACCELERATOR PEDAL SUPPORT
SCREW, 3/8-16 X 3/4 ZND HEX-HD CAP
-2- |
| 3 | | PEDAL ASSY, FOOT ACCELERATOR
-NOT SERVICED SEPARATELY, ORDER
69 409 C91- |
| 4 | 532 965 R3
120 382
120 377 | BOLT, FOOT ACCELERATOR PEDAL PIVOT
WASHER, 3/8 ZND MED LOCK
NUT, 3/8-16 ZND HEX. |
| 5 | 537 596 R1 | ROD, GOVERNOR CONTROL REAR |
| 6 | 528 759 R3
103 361
120 613 | ROD, FOOT ACCELERATOR PULL
PIN, 1/16 X 1/2 COT.
NUT, 1/4-28 HEX. JAM |
| 7 | 104 036
114 783
103 361 | CLEVIS, 1/4-28 X 2 ADJ ROD END
PIN, 1/4 X 51/64 ROD END
PIN, 1/16 X 1/2 COT. |
| 8 | 528 760 R3 | ARM ASSY, BELLCRANK |
| 9 | 528 764 R2 | LEVER, BELLCRANK |

REF. NO.	PART NUMBER	DESCRIPTION	TC-175
----------	-------------	-------------	--------

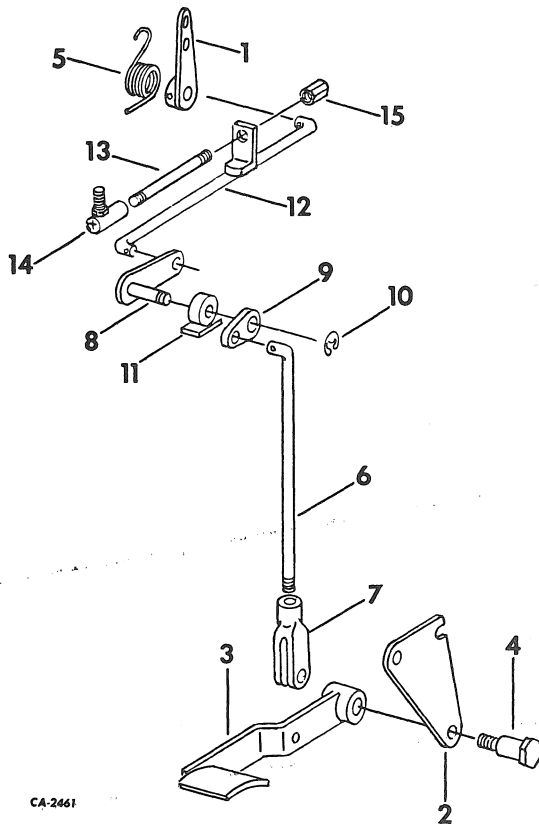
FOOT ACCELERATOR -CONTINUED
-GASOLINE ENGINE TRACTORS-

- | | | |
|----|-------------------------|---|
| 10 | 110 668 R1 | RING, RETAINING |
| 11 | 532 967 R2
19 368 R1 | ARM ASSY, ACTUATING
PIN, 5/32 X 1 HV COILED SPRING |
| 12 | 528 765 R2
103 361 | ROD ASSY, BELLCRANK PULL
PIN, 1/16 X 1/2 COT. -2- |
| 13 | 528 772 R2
120 613 | ROD, FOOT ACCELERATOR PICK-UP
NUT, 1/4-28 ZND HEX. JAM -3- |
| 14 | 109 400 | JOINT, 1/4-28 BALL
-OPTIONAL W/19 318 R1- |
| 14 | 19 318 R1 | JOINT, 1/4-28 BALL
-OPTIONAL W/109 400- |
| | 120 380 | WASHER, 1/4 ZND MED LOCK |
| | 120 367 | NUT, 1/4-28 ZND HEX. |
| 15 | 537 592 R1 | LEVER ASSY, FOOT ACCELERATOR |
| 16 | 537 594 R1
446 179 | SPACER, SHOCK ABSORBER
WASHER, 1/4 X 1/2 X .036 C-Z |
| 17 | 403 678 R1 | BALL |
| 18 | 538 321 R1 | SPRING, GOVERNOR CONTROL BALANCE |
| | 69 409 C91 | PACKAGE, FOOT ACCELERATOR PEDAL SERVICE
-CONSISTS OF |
| | \$1 | PEDAL 528 755 R2 |
| | \$1 | ARM 528 756 R2 |
| | \$1 | PAD 537 590 R1 |
| | \$1 | HUB 532 964 R2- |



REF. NO.	PART NUMBER	DESCRIPTION	TC-175
----------	-------------	-------------	--------

FOOT ACCELERATOR
-DIESEL ENGINE TRACTORS-



1		LEVER ASSY -FOR COMPONENTS, SEE LIST OF PARTS UNDER DETAILS OF GOVERNOR CONTROL DIESEL LISTING-
2	528 754 R2 180 120	BRACKET, FOOT ACCELERATOR PEDAL SUPPORT SCREW, 3/8-16 X 3/4 ZND HEX-HD CAP -2-
3		PEDAL ASSY, FOOT ACCELERATOR -NOT SERVICED SEPARATELY, ORDER 69 409 C91-
4	532 965 R3 120 382 120 377	BOLT, FOOT ACCELERATOR PEDAL PIVOT WASHER, 3/8 ZND MED LOCK NUT, 3/8-16 ZND HEX.
5	539 012 R1	SPRING, TORSION
6	528 759 R3 103 361 120 613	ROD, FOOT ACCELERATOR PULL PIN, 1/16 X 1/2 COT. NUT, 1/4-28 HEX. JAM
7	104 036 114 783 103 361	CLEVIS, 1/4-28 X 2 ADJ ROD END PIN, 1/4 X 51/64 ROD END PIN, 1/16 X 1/2 COT.
8	528 760 R3	ARM ASSY, BELLCRANK
9	528 764 R2	LEVER, BELLCRANK



REF. NO.	PART NUMBER	DESCRIPTION	TC-175
----------	-------------	-------------	--------

FOOT ACCELERATOR -CONTINUED
-DIESEL ENGINE TRACTORS-

10	110 668 R1	RING, RETAINING
11	532 967 R2 19 368 R1	ARM ASSY, ACTUATING PIN, 5/32 X 1 HV COILED SPRING
12	528 767 R1 103 361	ROD ASSY, BELLCRANK PULL PIN, 1/16 X 1/2 COT. -2-
13	528 775 R1 120 613	ROD, FOOT ACCELERATOR PICK-UP NUT, 1/4-28 ZND HEX. JAM -2-
14	109 400	JOINT, 1/4-28 BALL -OPTIONAL W/19 318 R1-
14	19 318 R1	JOINT, 1/4-28 BALL -OPTIONAL W/109 400-
	120 380	WASHER, 1/4 ZND MED LOCK
	120 367	NUT, 1/4-28 ZND HEX.
15	528 776 R1	NUT, FOOT ACCELERATOR PICK-UP ROD SWIVEL
	69 409 C91	PACKAGE, FOOT ACCELERATOR PEDAL SERVICE -CONSISTS OF
	\$1	PEDAL 528 755 R2
	\$1	ARM 528 756 R2
	\$1	PAD 537 590 R1
	\$1	HUB 532 964 R2-



POWER

-16-

GROUP 12

REF.
NO.

PART
NUMBER

DESCRIPTION

TC-175



POWER

-16-

GROUP 12

REF.
NO.

PART
NUMBER

DESCRIPTION

TC-175



REF. NO.

PART NUMBER

DESCRIPTION

TC-175



REF. NO.

PART NUMBER

DESCRIPTION

TC-175

FOR INDEX TO UNITS REFER TO INTRODUCTION PAGE III

SUPERSTRUCTURE

13



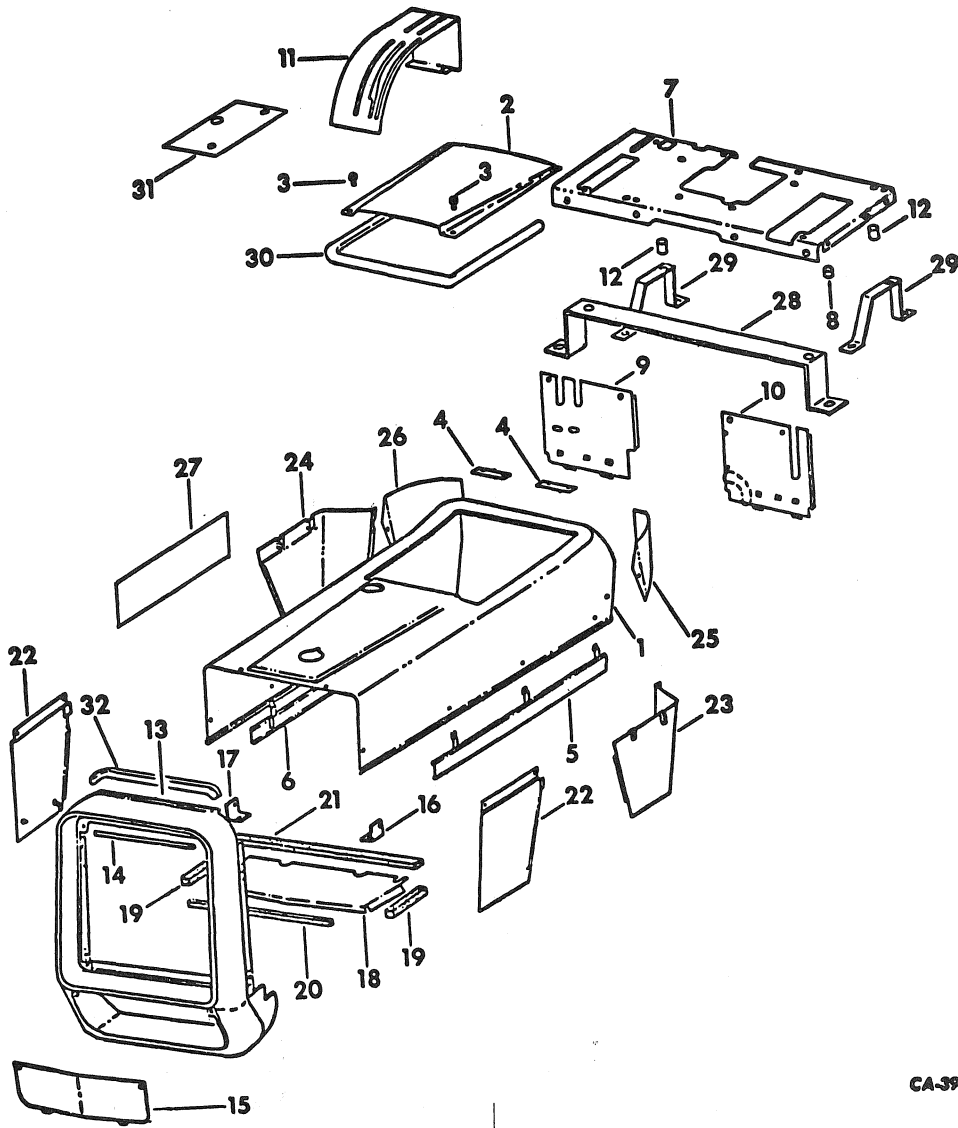
REF. NO.	PART NUMBER	DESCRIPTION	TC-175
----------	-------------	-------------	--------

HOOD AND PANELS



REF. NO.	PART NUMBER	DESCRIPTION	TC-175
----------	-------------	-------------	--------

HOOD AND PANELS -CONTINUED



CA-3942 A



SUPERSTRUCTURE

-3-

GROUP 13

REF. NO.	PART NUMBER	DESCRIPTION	TC-175
HOOD AND PANELS -CONTINUED			
1	69 603 C1	HOOD ASSY -TRACTORS W/VERTICAL EXHAUST- -FOR 2500 SERIES B, 2510 SERIES B TRACTORS-	
1	69 935 C1	HOOD ASSY -FOR 2500 SERIES B AND 2505 SERIES TRACTORS-	
	534 458 R1	NUT, 10-24 HEX. -6-	
	381 052 R1	SCREW, 5/16-18 C-Z HEX-WASHER-HD CAP -6-	
	3 479	WASHER, 7/32 X 9/16 X 16 GA. -6-	
	363 885 R91	NUT, 5/16-18 FLOATING -2-	
	67 211 C1	SCREW, 5/16-18 C-Z HEX-WASHER-HD CAP -6-	
2	401 933 R11	COVER W/2 SCREW 389 872 R1 AND 2 WASHER 376 787 R1, REAR HOOD -OPTIONAL W/COVER 3 113 425 R1- SCREW, 10-24 X 5/8 CR-REC-F-HD MACH -4-	
	147 791	WASHER, NO. 10 MED LOCK -4-	
	106 497	NUT, 10-24 HEX. -4-	
	110 633		
2 3	113 425 R1	COVER, REAR HOOD -OPTIONAL W/COVER 401 933 R11-	
3	389 872 R1	SCREW -2- -OPTIONAL W/377 521 R3-	
	376 787 R1	WASHER, X -2-	
3	377 521 R3	SCREW -2- -OPTIONAL W/389 872 R1-	
4	406 698 R1	STRIP, REAR HOOD COVER RETAINER -2- -USED W/REAR HOOD COVER 401 933 R11-	
5	529 578 R1	PANEL ASSY, LOWER HOOD LH SCREW, 1/4-20 X 5/8 C-Z CR-REC-TRUSS HD MACH	
	157 728	NUT, 1/4-20 C-Z HEX.	
	120 375	WASHER, 1/4 C-Z MED LOCK	
	120 380		
6	529 579 R1	PANEL ASSY, LOWER HOOD RH SCREW, 1/4-20 X 5/8 C-Z CR-REC-TRUSS HD MACH	
	157 728	NUT, 1/4-20 C-Z HEX.	
	120 375	WASHER, 1/4 C-Z MED LOCK	
	120 380		
7	527 591 R5	COVER ASSY, REAR TOP NUT, 3/8-16 ZND HEX. JAM -2- WASHER, 5/16 ZND LOCK -5- NUT, 5/16-24 ZND HEX. -5-	
	124 829		
	120 214		
	120 368		
8	401 941 R2	SPACER, MOUNTING -SHORT -2-	
9	69 957 C1	COVER ASSY, REAR VERTICAL RH SCREW, 1/4-20 X 5/8 ZND HEX-HD CAP -2-	
	180 018		
10	69 956 C1	COVER ASSY, REAR VERTICAL LH SCREW, 1/4-20 X 5/8 ZND HEX-HD CAP -2-	
	180 018		
10	69 960 C1	COVER, REAR VERTICAL LH -HYDROSTATIC DRIVE TRACTOR ONLY- SCREW, 1/4-20 X 5/8 ZND HEX-HD CAP -2-	
	180 018		
11	527 679 R3	COVER ASSY, HITCH CONTROL LEVER SCREW, 5/16-18 X 1/2 C-Z HEX-HD CAP WASHER, 5/16 REG C-Z LOCK	
	180 073		
	120 214		
12	401 940 R2	SPACER, MOUNTING -2-	
13	402 425 R2	HOUSING ASSY, RADIATOR GRILLE GRILLE WASHER, 3/8 MED LOCK -2- NUT, 3/8-16 HEX. -2- NUT, 5/16-18 FLOATING CAGE -4-	
	103 321		
	102 635		
	363 885 R91		



SUPERSTRUCTURE

-3-

GROUP 13

REF. NO.	PART NUMBER	DESCRIPTION	TC-175
HOOD AND PANELS -CONTINUED			
14	530 854 R1	MOULDING, AIR BAFFLE EDGE	
15	402 427 R1	PANEL ASSY, LOWER RADIATOR GRILLE SCREW, 1/4-20 X 5/8 C-Z CR-REC-TRUSS HD MACH -2-	
	157 728		
16	406 696 R1	BRACKET, GRILLE HOUSING ANGLE LH	
17	406 697 R1	BRACKET, GRILLE HOUSING ANGLE RH SCREW, 7/16-14 X 7/8 C-Z HEX-HD CAP -2-	
	180 144		
	120 383	WASHER, 7/16 C-Z MED LOCK -2-	
18	402 457 R1	BAFFLE, RADIATOR LOWER	
19	389 838 R1	GASKET, RADIATOR BAFFLE LOWER -2-	
20	370 181 R1	GASKET, RADIATOR BAFFLE	
21	394 788 R1	GASKET, RADIATOR BAFFLE	
22	69 886 C1	PANEL ASSY, GRILLE SIDE LH	
22	69 887 C1	PANEL ASSY, GRILLE SIDE RH	
22	69 302 C1	PANEL ASSY, SIDE LH -FOR INDUSTRIAL MODEL TRACTORS W/HEAVY DUTY FRONT AXLE-	
22	69 303 C1	PANEL ASSY, SIDE RH -FOR INDUSTRIAL MODEL TRACTORS W/HEAVY DUTY FRONT AXLE- SCREW, 5/16-18 X 1/2 C-Z -2- NUT, 5/16-18 ZND HEX. -2- WASHER, 11/32 X 11/16 X .051 ZND -2- WASHER, 5/16 ZND REG -2- SCREW, 3/8-16 X 1/2 HEX. -2- SCREW, 1/4-28 X 1/2 C-Z SLT-HES-HD TAP. -4- WASHER, 1/4 MED LOCK -2- NUT, 1/4-20 HEX. -2- WASHER, 9/32 X 5/8 X .051 C-Z -2-	
	381 052 R1		
	120 376 R1		
	120 393		
	120 214		
	179 833		
	172 439		
	103 319		
	109 084		
	120 392		
23	402 464 R2	PANEL, LH SCREW, 1/4-20 X 7/16 C-Z HEX-WASHER- HD CAP -3-	
	544 363 R1		
24	402 465 R2	PANEL, RH SCREW, 1/4-20 X 7/16 C-Z HEX-WASHER- HD CAP -3-	
	544 363 R1		
25	402 423 R1	PANEL, LH	
26	402 424 R1	PANEL, RH	
27	65 125 C1	SHIELD, HEAT -DIESEL ENGINE TRACTORS W/VERTICAL EXHAUST- NUT, 10-24 HEX. LOCK -2- WASHER, 7/32 X 9/16 X 16 GA -2-	
	534 458 R1		
	3 479		
28	67 262 C1	BRACKET, TOP COVER FRONT SCREW, 3/8-16 X 5/8 HEX-HD CAP -2- NUT, 3/8-16 ZND HEX. -2- WASHER, 3/8 ZND REG LOCK -2-	
	179 835		
	120 377		
	120 382		
29	67 263 C1	BRACKET, TOP COVER REAR -2- SCREW, 3/8-16 X 1-3/4 HEX-HD CAP -4- NUT, 3/8-16 ZND HEX. -4- WASHER, 3/8 ZND REG LOCK -4-	
	179 845		
	120 377		
	120 382		
30 3	113 428 R1	SEAL, REAR HOOD COVER -58 INCHES- -USED W/REAR HOOD COVER 3 113 425 R1-	
31	67 782 C1	PLATE, HITCH CONTROL LEVER COVER -MACHINES W/OUT DRAFT CONTROL AND/OR INDEPENDENT PTO-	
32	69 742 C1	TRIM, HOOD	



REF. NO.	PART NUMBER	DESCRIPTION	TC-175
----------	-------------	-------------	--------

HOOD AND PANELS -CONTINUED

69 949 C91 PACKAGE, REAR VERTICAL LH COVER SERVICE
-CONSISTS OF

1	COVER	69 956 C1
2	CLIP	539 435 R1
2	BOLT	18 626 R1
2	WASHER	120 380
2	NUT	120 375-

69 950 C91 PACKAGE, REAR VERTICAL RH COVER SERVICE
-CONSISTS OF

1	COVER	69 957 C1
2	CLIP	539 435 R1
2	BOLT	18 626 R1
2	WASHER	120 380
2	NUT	120 375-

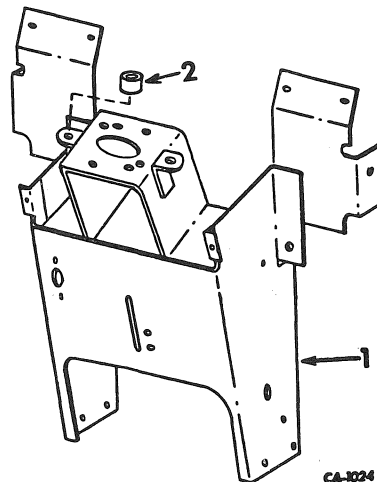
66 952 C91 PACKAGE REAR VERTICAL LH
-HYDROSTATIC DRIVE TRACTORS ONLY-
-CONSISTS OF

1	COVER	69 960 C1
2	CLIP	539 435 R1
2	BOLT	18 626 R1
2	WASHER	120 380
2	NUT	120 375-



REF. NO.	PART NUMBER	DESCRIPTION	TC-175
----------	-------------	-------------	--------

STEERING SUPPORT

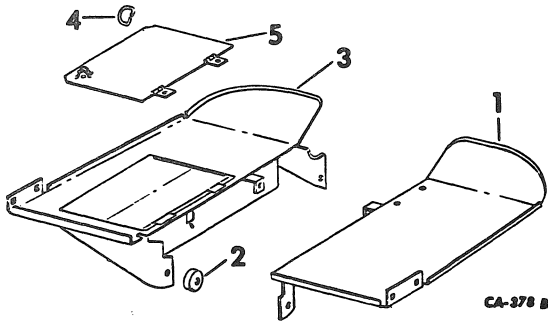


1	402 164 R4	SUPPORT ASSY, STEERING
	179 833	SCREW, 3/8-16 X 1/2 HEX-HD -4-
	179 814	SCREW, 5/16-18 X 5/8 HEX-HD CAP -4-
	103 320	WASHER, 5/16 MED LOCK -4-
	179 791	SCREW, 1/4-20 X 1/2 HEX-HD CAP -4-
	786 618 C1	NUT, 5/16-18 FLOATING CAGE -2-
1	530 477 R4	SUPPORT ASSY, STEERING -HYDROSTATIC DRIVE TRACTORS-
	179 837	SCREW, 3/8-16 X 3/4 HEX-HD CAP -4-
	67 644 C1	SPACER, STEERING -4-
	179 791	SCREW, 1/4-20 X 1/2 HEX-HD CAP -4-
	786 618 C1	NUT, 5/16-18 FLOATING CAGE -2-
	65 041 C1	GROMMET, VIBRATION ISOLATOR -4-
	65 042 C1	BOLT, HAND PUMP MOUNTING -4-
2		NOT USED IN THIS APPLICATION



REF. NO.	PART NUMBER	DESCRIPTION	TC-175
----------	-------------	-------------	--------

PLATFORM, MOUNTING STEP AND TOOL BOX

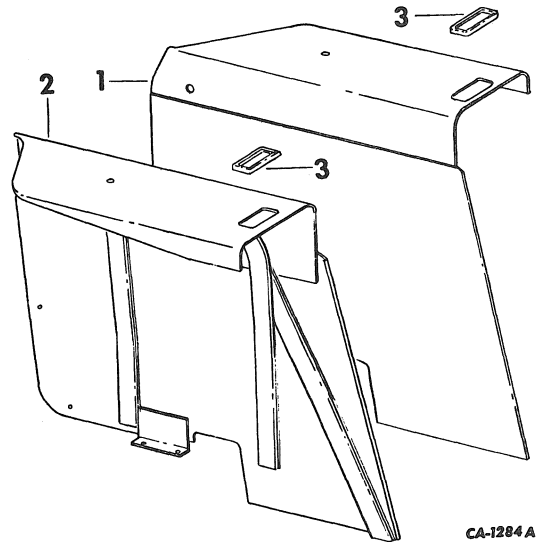


1	528 525 R1	PLATFORM ASSY, RH
	179 881	SCREW, 1/2-13 X 1 HEX-HD CAP -2-
	103 323	WASHER, 1/2 MED LOCK -2-
	179 838	SCREW, 3/8-16 X 7/8 HEX-HD CAP
	103 321	WASHER, 3/8 MED LOCK -3-
	19 284 R1	BOLT, 3/8-16 X 3/4 SQ-NK CRG -2-
	102 635	NUT, 3/8-16 HEX. -2-
	103 341	WASHER, 13/32 X 13/16 X .051 -2-
	18 479 R1	BOLT, 3/8-16 X 2 SQ-NK CRG
	18 508 R1	BOLT, 3/8-16 X 3/4 2ND SHORT
2	528 909 R1	SPACER, LH PLATFORM
3	528 918 R2	PLATFORM ASSY, LH
	179 887	SCREW, 1/2-13 X 1-3/4 HEX-HD CAP
	179 881	SCREW, 1/2-13 X 1 HEX-HD CAP
	103 323	WASHER, 1/2 MED LOCK -2-
	179 838	SCREW, 3/8-16 X 7/8 HEX-HD CAP
	103 321	WASHER, 3/8 MED LOCK -3-
	19 284 R1	BOLT, 3/8-16 X 3/4 SQ-NK CRG -2-
	102 635	NUT, 3/8-16 HEX. -2-
	103 341	WASHER, 13/32 X 13/16 X .051 -2-
	18 479 R1	BOLT, 3/8-16 X 2 SQ-NK CRG
	18 508 R1	BOLT, 3/8-16 X 3/4 2ND SHORT
4	528 917 R1	RING, FINGER PULL
5	538 421 R1	COVER ASSY, TOOL BOX
	120 380	WASHER, 1/4 MED LOCK -2-
	120 375	NUT, 1/4-20 HEX. -2-
	20 043 R1	SCREW, 1/4-20 X 5/8 C-Z SLT-PAN-HD MACH -2-



REF. NO.	PART NUMBER	DESCRIPTION	TC-175
----------	-------------	-------------	--------

DELUXE FLAT TOP FENDERS



1	539 391 R1	FENDER ASSY W/PRODUCT GRAPHIC, LH -FOR TRACTORS EQUIPPED W/13.6-28, 14.9-24 OR 16.9-24 TIRES-
2	539 216 R1	FENDER ASSY, RH -FOR TRACTORS EQUIPPED W/13.6-28, 14.9-24 OR 16.9-24 TIRES-
	120 393	WASHER, 11/32 X 11/16 X .065 -2-
	120 376	NUT, 5/16-18 HEX. -3-
	120 214	WASHER, 5/16 C-Z MED LOCK -9-
	120 382	WASHER, 3/8 C-Z MED LOCK -3-
	120 376	NUT, 5/16-18 C-Z HEX. -2-
	180 118	SCREW, 3/8-16 X 5/8 C-Z HEX-HD CAP -2-
	180 085	SCREW, 5/16-18 X 1-3/4 C-Z HEX-HD CAP -2-
	180 129	SCREW, 3/8-16 X 1-7/8 C-Z HEX-HD CAP
	180 077	SCREW, 5/16-18 X 3/4 C-Z HEX-HD CAP -2-
	180 081	SCREW, 5/16-18 X 1-1/4 C-Z HEX-HD CAP -2-
	179 881	SCREW, 1/2-13 X 1 HEX-HD CAP -4-
	103 323	WASHER, 1/2 MED LOCK -4-
3	388 940 R1	GRIP, FENDER HANDLE -2-
	180 073	SCREW, 5/16-18 X 1/2 C-Z HEX-HD CAP -3-



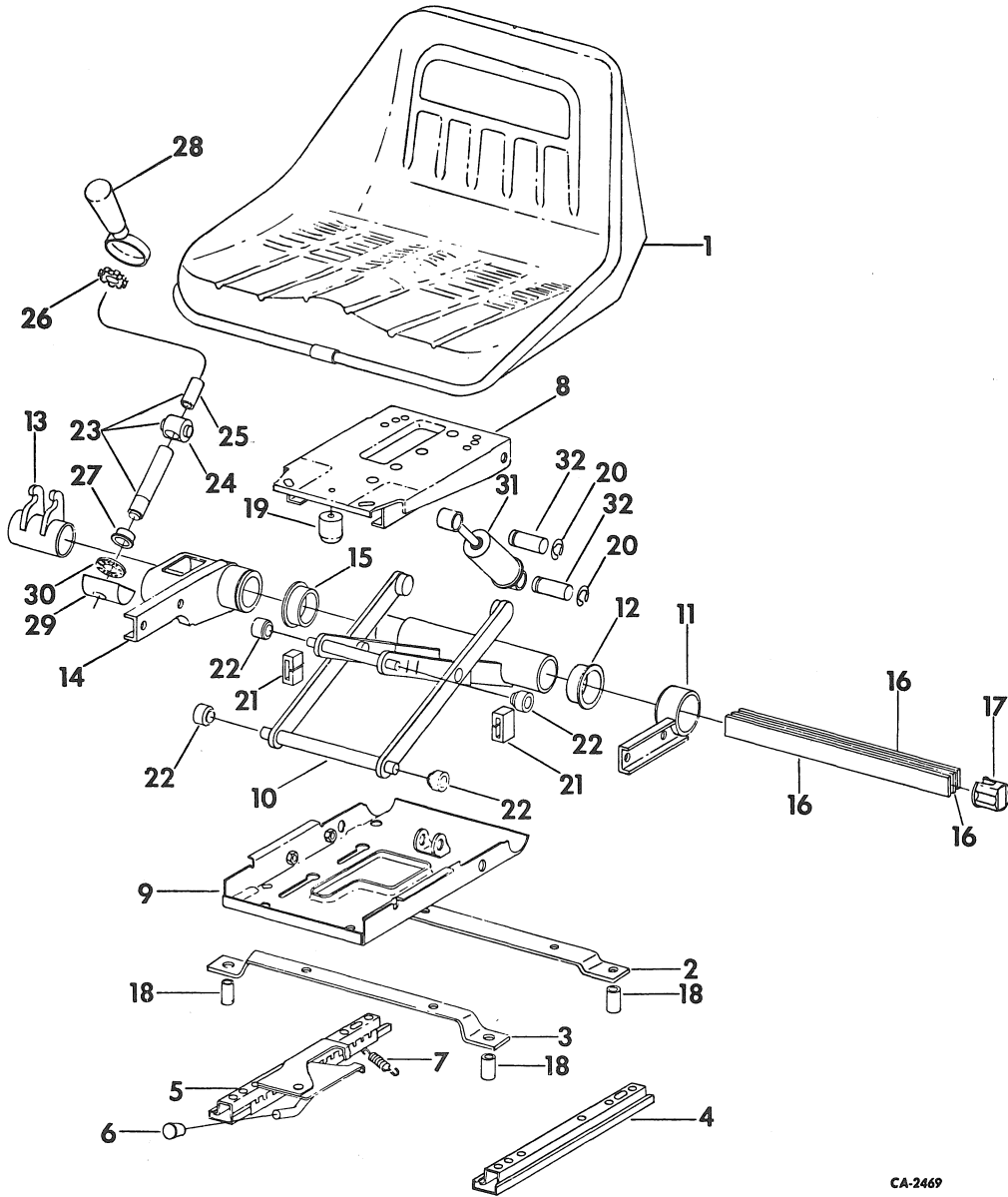
REF. NO.	PART NUMBER	DESCRIPTION	TC-175
----------	-------------	-------------	--------

SUSPENSION SEAT



REF. NO.	PART NUMBER	DESCRIPTION	TC-175
----------	-------------	-------------	--------

SUSPENSION SEAT -CONTINUED



CA-2469

528 738 R91	SEAT ASSY, DELUXE SUSPENSION
	-CONSISTS OF REF NOS 1 THRU 39-
138 538	WASHER, 5/16 C-Z INT-TOOTH LOCK -4-
160 688	SCREW, 5/16-18 X 3/4 C-Z CR-REC-PAN-HD MACH -4-
	-FOR 2500 SERIES B TRACTORS ONLY-
1	538 528 R1 SEAT ASSY, PAN
	120 393 WASHER, 11/32 X 11/16 X .051 C-Z -4-
	120 214 WASHER, 5/16 ZND REG LOCK -4-
	160 688 SCREW, 5/16-18 X 3/4 CR-REC-PAN-HD MACH -4-

2	538 529 R1 BRACKET, REAR
	160 688 SCREW, 5/16-18 X 3/4 C-Z CR-REC-PAN-HD MACH -2-
	120 214 WASHER, 5/16 ZND REG LOCK -2-
	120 376 NUT, 5/16-18 ZND HEX. -2-
3	538 550 R1 BRACKET, FRONT
	160 688 SCREW, 5/16-18 X 3/4 C-Z CR-REC-PAN-HD MACH -2-
	120 214 WASHER, 5/16 ZND REG LOCK -2-
	120 376 NUT, 5/16-18 ZND HEX. -2-



REF. NO.	PART NUMBER	DESCRIPTION	TC-175
SUSPENSION SEAT -CONTINUED			
4	825 198 C1 160 688	RAIL, SLIDE LH SCREW, 5/16-18 X 3/4 C-Z CR-REC-PAN HD MACH -2-	
	120 214	WASHER, 5/16 ZND REG LOCK -2-	
5	825 199 C91 160 688	RAIL, SLIDE RH SCREW, 5/16-18 X 3/4 C-Z CR-REC-PAN HD MACH -2-	
	120 214	WASHER, 5/16 ZND REG LOCK -2-	
6	538 693 R1	KNOB	
7	538 694 R1	SPRING	
8	538 551 R1 538 552 R1 180 018	PLATE ASSY, TOP NUTSERT -4- SCREW, 1/4-20 X 5/8 ZND HEX-HD CAP -2-	
	120 380	WASHER, 1/4 REG LOCK -2-	
	156 241	SCREW, 1/4-20 X 1/2 ZN CR-REC-F-HD MACH -2-	
9	538 553 R1	PLATE ASSY, BASE	
10	538 554 R1	LEVER ASSY	
11	538 555 R1	BEARING ASSY -INCLUDES REF NO. 12-	
	120 393	WASHER, 11/32 X 11/16 X .051 C-Z -2-	
	180 073	SCREW, 5/16-18 X 1/2 ZND HEX-HD CAP -2-	
12	538 556 R1	BEARING, FLANGED	
13	538 557 R1	ADJUSTER	
14	538 558 R91 180 073	SHROUD, LH -INCLUDES REF NO. 15- SCREW, 5/16-18 X 1/2 ZND HEX-HD CAP -2-	
	120 393	WASHER, 11/32 X 11/16 X .051 C-Z -2-	
15	538 556 R1	BEARING, FLANGED	
16	3 074 836 R1	BAR, TORSION -3-	
17	538 560 R1	RETAINER	
18		NOT USED IN THIS APPLICATION	
19	3 109 739 R1 132 559	BUMPER SCREW, 1/4-20 X 5/8 CR-REC-FIL-HD MACH	
	32 590 D	WASHER, .266 X .422 X .032 C-Z -2-	
20	110 668 R1 538 579 R1	CIRCLIP -2- PIN, ROLL -2-	
21	538 564 R1 538 565 R1	STOP, LIMIT -2- WASHER -6-	
22	538 566 R1	ROLLER -4-	
23	538 567 R91	STUD ASSY, ADJUSTER -INCLUDES REF NOS 24 AND 25-	
24	538 568 R1	TRUNNION, ADJUSTER	
25	538 569 R1	SLEEVE	
26	538 570 R1	GEAR, ADJUSTER	
27	538 571 R1 538 572 R1	COLLAR PIN, ROLL	
28	538 573 R1 20 893 R1 120 214 180 077	HANDLE ASSY, RATCHET WASHER, 11/32 X 1 X 11 GA C-Z WASHER, 5/16 ZND REG LOCK SCREW, 5/16-18 X 3/4 ZND HEX-HD CAP	



REF. NO.	PART NUMBER	DESCRIPTION	TC-175
SUSPENSION SEAT -CONTINUED			
29	538 574 R1	ROCKER	
30	538 575 R91 538 576 R1	BEARING WASHER -2-	
31	538 577 R1	DAMPER ASSY	
32	538 578 R1	PIN, DAMPER -2-	
	538 695 R1	PLUG, PUSH-IN	
UPHOLSTERED SEAT			
1	528 844 R1	SEAT ASSY	
2	537 990 R2	ANGLE, SEAT SUPPORT RAIL LH	
3	537 991 R1	ANGLE, SEAT SUPPORT RAIL RH	
4	537 608 R2	SUPPORT, SEAT ANGLE LH	
5	537 609 R2	SUPPORT, SEAT ANGLE RH	
6	26 134 R1 177 923 180 075	PIN, 3/8 X 14 HEAD SEAT MTG ROD -2- PIN, 1/8 X 3/4 C-Z COT. -2- SCREW, 5/16-18 X 5/8 ZND HEX-HD CAP -4-	
	120 214	WASHER, 5/16 ZND REG LOCK -8-	
	120 394	WASHER, 13/32 X 13/16 X .051 C-Z -2-	
	180 077	SCREW, 5/16-18 X 3/4 ZND HEX-HD CAP	

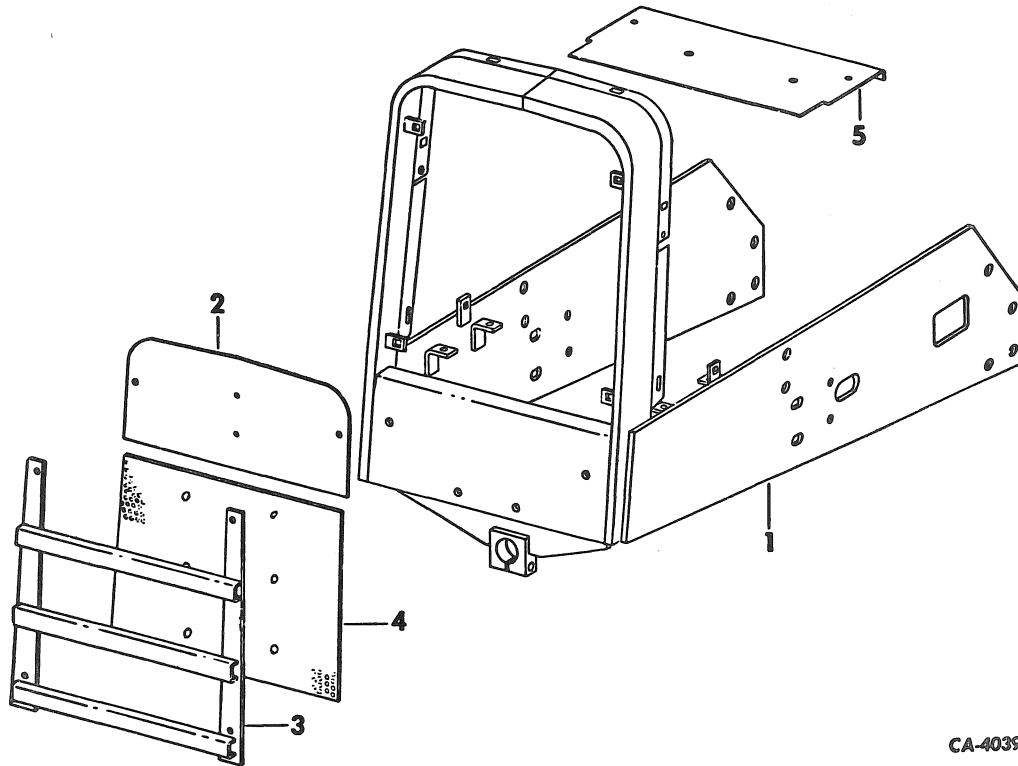


REF. NO.	PART NUMBER	DESCRIPTION	TC-175
----------	-------------	-------------	--------

HEAVY DUTY GRILLE AND AXLE SUPPORT
-INDUSTRIAL MODEL TRACTORS W/HEAVY DUTY
FRONT AXLE- -FOR 2505 SERIES B, 2510
SERIES B AND 2514 SERIESB TRACTORS-

REF. NO.	PART NUMBER	DESCRIPTION	TC-175
----------	-------------	-------------	--------

HEAVY DUTY GRILLE AND AXLE SUPPORT -CONTINUED
-INDUSTRIAL MODEL TRACTORS W/HEAVY DUTY
FRONT AXLE- -FOR 2505 SERIES B, 2510
SERIES B AND 2514 SERIESB TRACTORS-



CA-4039

- | | | |
|---|-----------|-------------------------------------|
| 1 | 69 347 C1 | WELD ASSY, FRAME |
| | 69 306 C1 | NUT, RETAINER -4- |
| | 271 771 | NUT, RETAINER -6- |
| | 131 046 | SCREW, 3/4-10 X 2 ZND HEX -8- |
| | | WASHER, 3/4 ZND REG LOCK -8- |
| 2 | 69 310 C1 | GRILLE, TOP COVER |
| 3 | 69 335 C1 | GRILLE ASSY |
| | 18 495 R1 | SCREW, 3/8-16 X 1-1/4 ZND -4- |
| | 120 382 | WASHER, 3/8 ZND MED LOCK -4- |
| | 177 915 | SCREW, 5/16-18 X 1/2 C-2 SLT-PAN-HD |
| | | -2- |
| | 147 579 | WASHER, 1/4 ZND REG -2- |
| | 18 629 R1 | BOLT, 1/4-20 X 1-1/2 ZND SQ-NK CRG |
| | | -6- |
| | 282 328 | WASHER, 9/32 X 1-1/4 X .054 ZND -6- |
| | 120 380 | WASHER, 1/4 ZND REG LOCK -6- |
| | 120 375 | NUT, 1/4-20 ZND HEX. -6- |
| 4 | 69 325 C1 | SCREEN, GRILLE |
| 5 | 69 574 C1 | BAFFLE, RADIATOR |

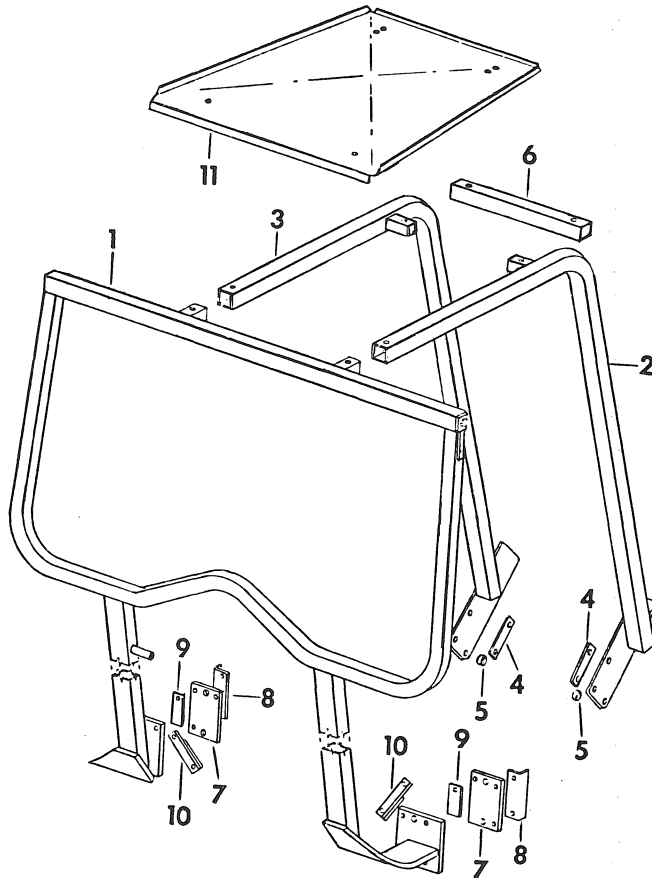


REF. NO.	PART NUMBER	DESCRIPTION	TC-175
----------	-------------	-------------	--------

REF. NO.	PART NUMBER	DESCRIPTION	TC-175
----------	-------------	-------------	--------

PROTECTIVE FRAME
-2500 SERIES B TRACTORS-

PROTECTIVE FRAME -CONTINUED
-FOR 2500 SERIES B TRACTORS-



CA-3943

1 ATTACHMENT, PROTECTIVE FRAME
-FOR TRACTORS EQUIPPED W/TWO TAIL LIGHTS AND PROTECTIVE FRAME BRAKE AND FLASHING LIGHT MTG. BRACKET-
-537 296 R92-

2 ATTACHMENT, PROTECTIVE FRAME
-FOR TRACTORS EQUIPPED W/TWO TAIL LIGHTS AND PROTECTIVE FRAME BRAKE AND FLASHING LIGHT MTG. BRACKET-
-537 294 C91-

ATTACHMENT, PROTECTIVE FRAME
-FOR TRACTORS EQUIPPED W/2050A LOADER-
-66 051 C91-

1 FRAME ASSY, REAR
-NOT SERVICED SEPARATELY, ORDER FRAME ATTACHMENT-
SCREW -6-
NUT, 5/8-11 C-Z HEX. TYPE 8 -4-
NUT, 3/4-10 HEX. TYPE 8
-USED W/537 296 R92 ATT.-
SCREW, 3/4-10 X 9 HEX-HD CAP -4-
23 702 R1

2 LEG ASSY, FRONT RH
-NOT SERVICED SEPARATELY, ORDER FRAME ATTACHMENT-
SCREW, 3/4-10 X 2-1/4 ZND HEX-HD CAP
-3-
WASHER, 3/4 ZND MED LOCK -2-
21 457 R1
131 046



REF. NO.	PART NUMBER	DESCRIPTION	TC-175
----------	-------------	-------------	--------

PROTECTIVE FRAME -CONTINUED

3		LEG ASSY, FRONT LH -NOT SERVICED SEPARATELY, ORDER FRAME ATTACHMENT-	
	21 457 R1	SCREW, 3/4-10 X 2-1/4 ZND HEX-HD CAP -3-	
	131 046	WASHER, 3/4 ZND MED LOCK -3-	
4	537 308 R1	PLATE, SPACER -2-	
5	537 309 R1	SPACER -2-	
6	528 274 R2	BAR, FRONT CROSS	
	20 906 R1	SCREW, 5/8-11 X 3-1/4 ZND HEX-HD CAP -4-	
	121 574	WASHER, 5/8 C-Z MED LOCK -4-	
	21 434 R1	NUT, 5/8-11 C-Z HEX. TUPE 8 -6-	
7	66 058 C2	PLATE, BACKING -2- -USED W/537 294 C91 ATTACHMENT- ATTACHMENT-	
8	66 062 C1	PLATE, MOUNTING -2- -USED W/537 296 R92 AND 66 051 C91 ATTACHMENT- ATTACHMENT-	
9	66 063 C1	SHIM -4-	
10		PLATE ASSY, MTG -2- -USED W/66 051 C91 ATTACHMENT- -NOT SERVICED SEPARATELY, ORDER FRAME ATTACHMENT-	
11	66 797 C1	CANOPY	
	432 487	PLUG, 11/16 BUTTON -2-	
	217 759	WASHER, 21/32 X 2 X 11 GA -4-	
	537 339 R1	BELT, SEAT	
	404 911 C1	BOLT, SEAT BELT ANCHOR -2-	
	120 383	WASHER, 7/16 ZND MED LOCK -2-	
	24 513 R1	NUT, 7/16-20 TYPE 8 ZND HEX. -2-	
	539 258 R1	BELT, SEAT RETAINER -2-	
	404 911 C1	BOLT, SEAT BELT ANCHOR -2-	
	120 383	WASHER, 7/16 ZND MED LOCK -2-	
	24 513 R1	NUT, 7/16-20 TYPE 8 ZND HEX. -2-	
	539 259 R1	CLIP, SEAT BELT ANCHOR -2-	



REF. NO.	PART NUMBER	DESCRIPTION	TC-175
----------	-------------	-------------	--------



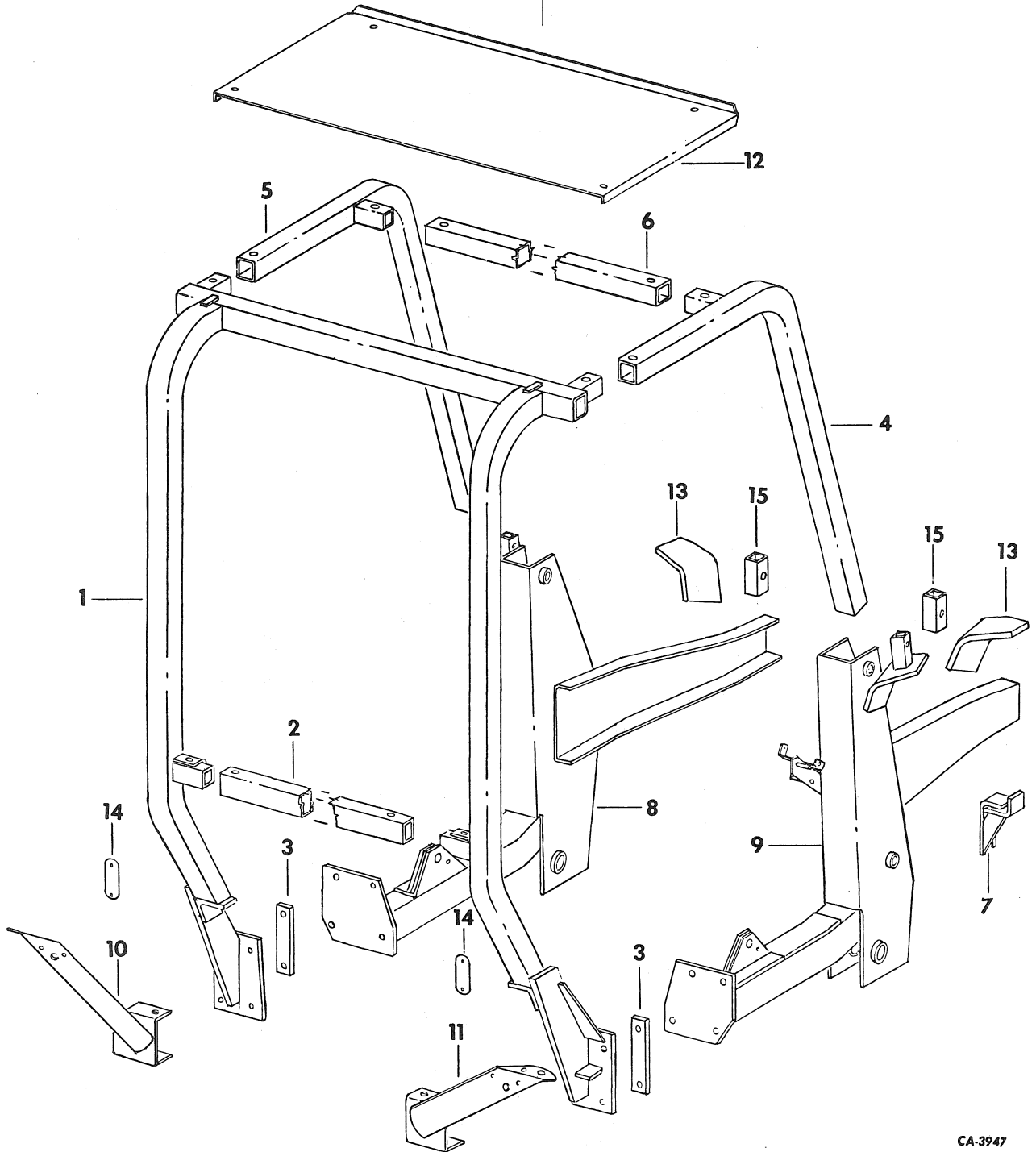
REF. NO.	PART NUMBER	DESCRIPTION	TC-175
----------	-------------	-------------	--------

ROLLOVER PROTECTIVE STRUCTURE
 -2505 SERIES B, 2510 SERIES B AND 2514
 SERIES B TRACTORS-



REF. NO.	PART NUMBER	DESCRIPTION	TC-175
----------	-------------	-------------	--------

ROLLOVER PROTECTIVE STRUCTURE -CONTINUED
 -2505 SERIES B, 2510 SERIES B AND 2514
 SERIES B TRACTORS-



CA-3947



REF. NO.	PART NUMBER	DESCRIPTION	TC-175
ROLLOVER PROTECTIVE STRUCTURE -CONTINUED -2510 AND 2514 SERIES TRACTORS-			
1		FRAME ASSY, REAR	
	25 045 R1	BOLT, 5/8-11 X 8-1/2 HEX. -8-	
	21 434 R1	NUT, 5/8-11 HEX. -8-	
2		BAR, CROSS REAR	
	23 061 R1	BOLT, 5/8-11 X 4 HEX. -2-	
	21 434 R1	NUT, 5/8 HEX. -2-	
	121 574	WASHER, 5/8 MED LOCK -2-	
3	69 173 C1	PLATE, TIE -2-	
4		LEG ASSY, FRT RH	
	20 906 R1	BOLT, 5/8-11 X 3-1/4 LG -3-	
	21 434 R1	NUT, 5/8 HEX-HD -3-	
	121 574	WASHER, 5/8 MED -3-	
5		LEG ASSY, FRT LH	
	20 906 R1	BOLT, 5/8-11 X 3-1/4 LG -3-	
	21 434 R1	NUT, 5/8 HEX-HD -3-	
	121 574	WASHER, 5/8 MED -3-	
6	69 181 C1	BAR, FRT CROSS	
7	548 583 R2	BRACKET ASSY, FRONT MTG RH	
7	548 582 R2	BRACKET ASSY, FRONT MTG LH -FOR TRACTORS W/BACKHOE-	
8		BRACKET ASSY, FRONT MTG LH	
	544 423 R2	SCREW, 3/4-10 X 2 HEX. -2-	
	271 771	NUT, 3/4-10 HEX. -2-	
	220 086	WASHER, 3/4 MED LOCK -2-	
	131 046	SCREW, 3/4-10 X 2-1/4 HEX-HD -2-	
8		BRACKET ASSY, FRONT MTG RH	
	544 424 R2	SCREW, 3/4-10 X 2 HEX. -2-	
	271 771	NUT, 3/4-10 HEX. -2-	
	220 086	WASHER, 3/4 MED LOCK -2-	
	131 046	SCREW, 3/4-10 X 2-1/4 HEX-HD -2-	
9	61 198 C1	SUBFRAME ASSY, LOADER W/BACKHOE LH	
9	61 196 C1	SUBFRAME ASSY, LOADER	
10	61 199 C1	SUBFRAME ASSY, LOADER W/BACKHOE RH	
10	69 197 C1	SUBFRAME ASSY, LOADER	
11		BRACKET ASSY, TAIL AND FLASHER LIGHT REAR LH	
	191 163	SCREW, 3/8-16 X 4 HEX-HD CAP	
	18 186	SPACER, 1/2 X 3-1/4 STD PIPE	
	120 382	WASHER, 3/8 MED LOCK	
	120 394	WASHER, 13/32 X 13/16 X .051	
	120 377	NUT, 3/8-16 HEX.	
11	69 976 C1	BRACKET ASSY, TAIL AND FLASHER LIGHT REAR RH	
12		CANOPY	
	69 180 C1	BOLT, 5/8-11 X 3-1/2 LG HEX. -4-	
	22 228 R1	NUT, 5/8 HEX-HD -4-	
	21 434 R1	WASHER, 5/8 MED LOCK -4-	
13	69 192 C1	SUPPORT, FRONT MTG LH	
13	69 193 C1	SUPPORT, FRONT MTG RH -USED ON SUBFRAME FOR MOUNTING R.O.P.S.-	
14	202 562 C1	REFLECTOR -2-	
15	528 260 R2	TUBE, CONNECTOR -2- -USED ON SUBFRAME FOR MOUNTING R.O.P.S.-	



REF. NO.	PART NUMBER	DESCRIPTION	TC-175
SEAT BELT			
CA-3431			
ATTACHMENT, SEAT BELT -539 619 R91- -CONSISTS OF REF NO. 1 WITH HARDWARE-			
1	702 248 C3	BELT ASSY, SEAT	
	344 096 C3	BOLT, SEAT BELT ANCHOR -2-	
	24 513 R1	NUT, 7/16-20 ZND HEX. TYPE 8 -2-	
2	539 259 R1	CLIP, SEAT BELT ANCHOR -2-	
	404 911 C1	BOLT, SEAT BELT ANCHOR	
	120 383	WASHER, 7/16 ZND MED LOCK -2-	
	24 513 R1	NUT, 7/16-20 ZND HEX. TYPE 8 -2-	
3	539 258 R1	BELT ASSY, SEAT RETAINER -2-	



REF. NO.

PART NUMBER

DESCRIPTION

TC-175

REF. NO.

PART NUMBER

DESCRIPTION

TC-175

FOR INDEX TO UNITS REFER TO INTRODUCTION PAGE III

SUSPENSION

14

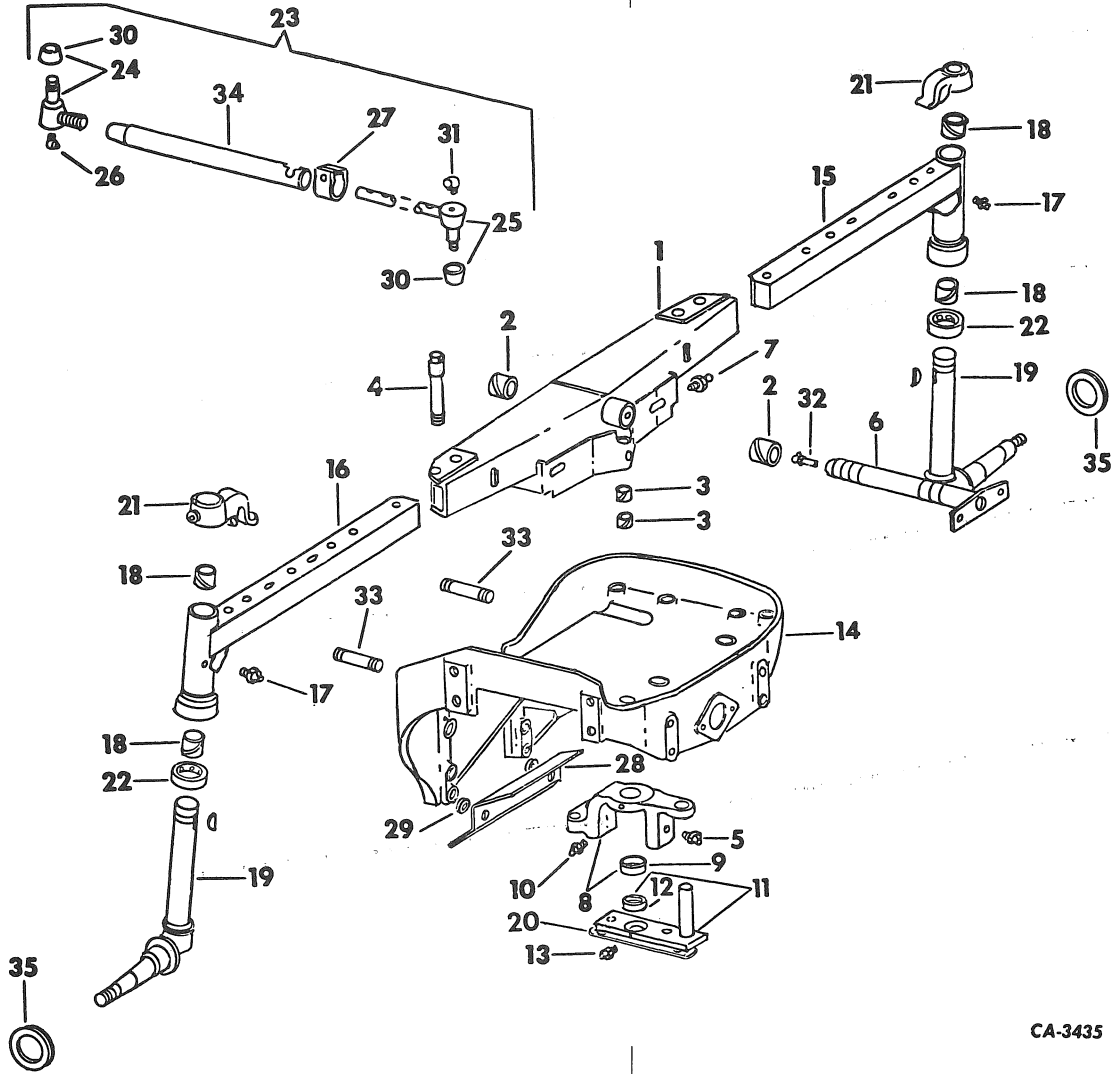


REF. NO.	PART NUMBER	DESCRIPTION	TC-175
----------	-------------	-------------	--------

REF. NO.	PART NUMBER	DESCRIPTION	TC-175
----------	-------------	-------------	--------

FRONT AXLE
STRAIGHT- -2500 SERIES B AND 2505 SERIES B
TRACTORS-

FRONT AXLE -CONTINUED
STRAIGHT- -2500 SERIES B AND 2505 SERIES B
TRACTORS-



CA-3435

REF. NO.	PART NUMBER	DESCRIPTION
		SERVICE PARTS, ADJUSTABLE FRONT AXLE -54 TO 74 IN. TREAD-
1	539 161 R92	AXLE W/GUSSET, FRONT -CONSISTS OF REF NOS. 2 AND 3-
2	405 570 R1	BUSHING, PIVOT -2-
3	405 574 R1	BUSHING, SUPPORT -2-
4	271 645	SCREW, 3/4-16 X 4-3/4 HEX-HD CAP -4- -OPTIONAL W/405 584 R2-
	405 576 R1	NUT, FRONT AXLE -4-
	539 569 R1	SPACER -4-

4	405 584 R2	BOLT, SHOULDER -4- -OPTIONAL W/ 271 645-
	18 752 R1	SCREW, 3/4-10 X 6-1/2 HEX-HD CAP -8-
	220 081	NUT, 3/4-10 HEX. -8-
5	20 605 R1	FITTING, 1/4 45 DEG ANGLE DRIVE TYPE
6	539 128 R1	SHAFT ASSY, FRONT AXLE PIVOT
	179 883	SCREW, 1/2-13 X 1-1/4 HEX-HD CAP -2-
7	273 355	FITTING, 1/4 DRIVE TYPE STR LUB

SUSPENSION

-3-

GROUP 14

REF. NO.	PART NUMBER	DESCRIPTION	TC-175
		FRONT AXLE -CONTINUED STRAIGHT- -2500 SERIES B AND 2505 SERIES B TRACTORS-	
8	67 499 C91	ARM ASSY, PS CENTER	
9	379 748 R1	BUSHING	
10	273 359	FITTING, 3/16 65 DEG ANGLE DRIVE TYPE	
11	405 580 R11 179 885 103 323	BAR ASSY, PS CYL SCREW, 1/2-13 X 1-1/2 HEX-HD CAP -2- WASHER, 1/2 MED LOCK -2-	
12	379 748 R1	BUSHING	
13	125 617	FITTING, 3/16 DRIVE TYPE STR LUB	
14	405 587 R4	BOLSTER, FRONT -DIESEL ENGINE TRACTORS-	
14	405 586 R3	BOLSTER, FRONT -GASOLINE ENGINE TRACTORS-	
	271 564	SCREW, 5/8-11 X 2-1/2 HEX-HD CAP -8- -OPTIONAL W/24 970 R1-	
	24 970 R1	SCREW, 5/8-11 X 2-1/2 TWELVE PT FLANGE -4- -OPTIONAL W/271 564-	
15	66 716 C92	EXTENSION ASSY, FRONT AXLE LH	
16	66 717 C92	EXTENSION ASSY, FRONT AXLE RH	
17	443 567	FITTING, 1/4 DRIVE TYPE STR LUB -2-	
18	376 099 R1	BUSHING -4-	
19	67 522 C91 108 643 117 997	KNUCKLE ASSY, STEERING -2- PIN, 5/32 X 1-3/8 CUT. -2- KEY, 5/16 X 1-1/2 WOODRUFF NO. 25 -2-	
20	67 976 C1 179 885	STRIP, STEERING CENTER ARM BOLT LOCK SCREW, 1/2-13 X 1-1/2 HEX-HD CAP -2-	
21	67 524 C1 16 081 R1 102 637	ARM, STEERING KNUCKLE LH SCREW, 1/2-13 X 3-1/8 HEX-HD CAP NUT, 1/2-13 HEX.	
21	67 525 C1 16 081 R1 102 637	ARM, STEERING KNUCKLE RH SCREW, 1/2-13 X 3-1/8 HEX-HD CAP NUT, 1/2-13 HEX.	
22	405 831 R91	BEARING, STEERING KNUCKLE THRUST -2-	
23	116 321 R91 390 686 R1	ROD ASSY, ADJ TIE -2- NUT, 11/16-18 HEX. JAM -2-	
24	527 658 R91 102 648 103 385	END ASSY, RH -2- NUT, 9/16-18 SLT-HEX. -2- PIN, 1/8 X 1 COT. -2-	
25	65 079 C91 102 648 103 385	END ASSY -2- NUT, 9/16-18 SLT-HEX. -2- PIN, 1/8 X 1 COT. -2-	
26	19 612 R91	FITTING, 1/4-28 90 DEG SPECIAL TAPER DRIVE -2-	
27	43 747 D 537 165 R1	CLAMP -2- SCREW, 7/16-20 X 1-3/4 HEX-HD CAP -2-	
9	421 096 271 505	WASHER, 7/16 EXT-TOOTH LOCK -2- NUT, 7/16-20 HEX. -2-	
28	534 812 R1 534 810 R1 271 565	BAFFLE, BOLSTER AIR BAFFLE, BOLSTER AIR SCREW, 5/8-11 X 2-3/4 HEX-HD CAP -2- -GASOLINE ENGINE TRACTORS-	
	271 567	SCREW, 5/8-11 X 3-1/4 HEX-HD CAP -2- -DIESEL ENGINE TRACTORS-	
29	534 813 R1 369 936 R1	SPACER, BOLSTER AIR BAFFLE -2- -DIESEL ENGINE TRACTORS- WASHER, BOLSTER AIR BAFFLE -2-	

SUSPENSION

-3-

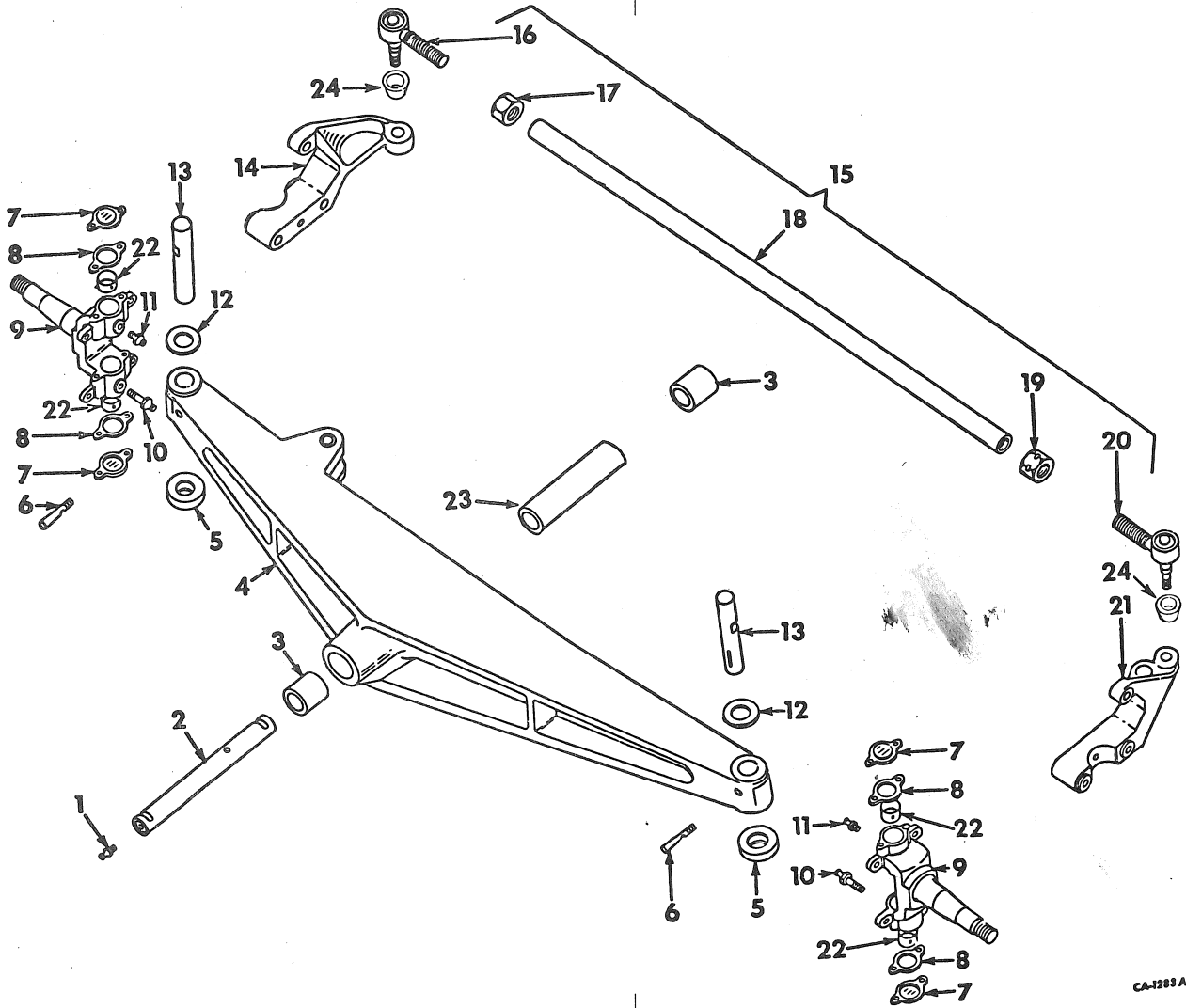
GROUP 14

REF. NO.	PART NUMBER	DESCRIPTION	TC-175
		FRONT AXLE -CONTINUED STRAIGHT- -2500 SERIES B AND 2505 SERIES B TRACTORS-	
30	358 900 R1 102 643 103 385	COVER, DUST NUT, 9/16-18 SLT HEX. PIN, 1/8 X 1 COT.	
31	109 454	FITTING, 1/4-28 TAPERED STR-THD LUB -2-	
32	273 352	FITTING, 1/8-27 PTF 90 DEG ANGLE LUB	
33	396 627 R1 103 030	STUD, FRONT CRANKCASE -2- NUT, 5/8-18 HEX. -2-	
34	67 529 C1	TUBE -2-	
35	370 254 R91	SEAL, FRONT WHEEL DUST -2-	



REF. NO.	PART NUMBER	DESCRIPTION	TC-175
----------	-------------	-------------	--------

HEAVY DUTY FRONT AXLE
-INDUSTRIAL MODEL TRACTORS-
-2505 SERIES B, 2510 SERIES B AND 2514
SERIES B TRACTORS-



1	19 628 R91 120 378 180 193	FITTING, 1/8-27 PTF 45 DEG LUB NUT, 1/2-13 HEX. -2- SCREW, 1/2-13 X 3-3/4 HEX-HD CAP -2-
2	378 503 R1	PIN, FRONT AXLE PIVOT
3	378 813 R1	BUSHING, AXLE -2-
4	378 502 R12	AXLE ASSY, FRONT -INCLUDES REF NOS 3 AND 23-
5	21 076 D	BEARING, STEERING KNUCKLE THRUST -2-
6	111 571 H 124 829 120 382	KEY, DRAW-KING PIN -2- NUT, 3/8-16 C-Z HEX. JAM -2- WASHER, 3/8 C-Z MED LOCK -2-



REF. NO.	PART NUMBER	DESCRIPTION	TC-175
----------	-------------	-------------	--------

HEAVY DUTY FRONT AXLE -CONTINUED
-INDUSTRIAL MODEL TRACTORS-
-2505 SERIES B, 2510 SERIES B AND 2514
SERIES B TRACTORS-

7	70 590 R1 51 124 V 116 120	CAP, STEERING KNUCKLE -4- SCREW, STEERING KNUCKLE CAP -8- WASHER, 5/16 MED LOCK -8-
8	70 591 R1	GASKET, STEERING KNUCKLE CAP -4-
9	112 775 R11	KNUCKLE ASSY, STEERING -2- -INCLUDES REF NO. 22-
10	273 348	FITTING, 1/8-27 PTF STR LUB -2-
11	109 461	FITTING, 1/8-27 PTF STR LUB -2-



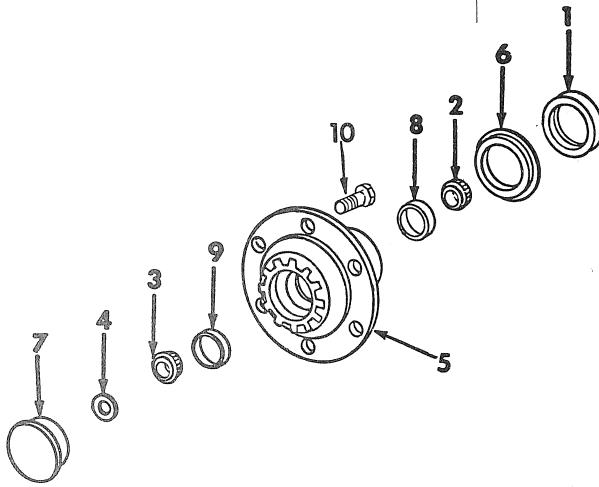
REF. NO.	PART NUMBER	DESCRIPTION	TC-175
----------	-------------	-------------	--------

FRONT WHEEL HUB, BEARINGS AND CAP



REF. NO.	PART NUMBER	DESCRIPTION	TC-175
----------	-------------	-------------	--------

FRONT WHEEL HUB, BEARINGS AND CAP -CONTINUED



CA-982B

1	370 254 R91	SEAL, FRONT WHEEL DUST -2-
2	400 987 C91	BEARING ASSY, INNER CONE -2-
3	536 053 R91	BEARING ASSY, OUTER CONE -2-
4	67 537 C1	WASHER, OUTER BRG RETAINER -2-
	427 639	NUT, 3/4-16 SLT HEX. -2-
	108 643	PIN, 5/32 X 1-3/8 COT. -2-
	15 943 DA	WASHER, STEERING KNUCKLE FELT -2-
5	67 527 C91	HUB ASSY, FRONT WHEEL -2-
		-CONSISTS OF REF NOS. 6, 8, 9 AND
		10-
	483 879 R1	NUT, WHEEL -12-
6	67 328 C1	RING, WEAR -2-
7	612 884 R1	CAP, FRONT WHEEL HUB -2-
8	400 988 C1	BEARING, INNER CUP -2-
9	536 054 R1	BEARING, OUTER CUP -2-
10	453 769 R2	BOLT, MOUNTING -12-
	65 989 C91	PACKAGE, FRONT WHEEL BEARING OVERHAUL
		-2-
		-CONSISTS OF
	1	BEARING 619 386 R91
	1	BEARING 371 910 R91
	1	BEARING 619 387 R1
	1	BEARING 371 911 R1
	1	BEARING 618 023 R91
	1	BEARING 371 897 R91
	1	BEARING 618 024 R1
	1	BEARING 371 898 R1
	1	RETAINER 48 703 D
	1	GASKET 369 860 R1
	1	SEAL 370 254 R91
	1	SEAL 372 438 R91
	1	SEAL 372 474 R91
	1	WASHER 370 255 R2
	1	NUT 427 645
	1	PIN 108 643-



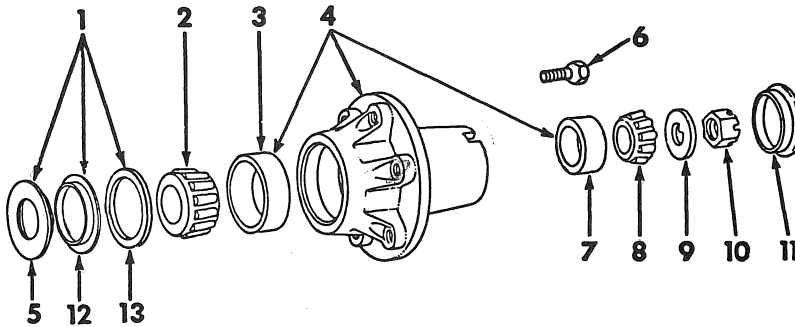
SUSPENSION

-7-

GROUP 14

REF. NO. PART NUMBER DESCRIPTION TC-175

FRONT WHEEL HUB, BEARINGS AND CAP
 -TRACTORS W/HEAVY DUTY FRONT AXLE-
 -2505 SERIES B, 2510 SERIES B AND 2514
 SERIES B TRACTORS-



CA-127A

1	378 402 R11	RETAINER ASSY, HUB FELT -2-
2	ST 2 005 A	BEARING, FRONT WHEEL INNER CONE -2-
3	ST 954	BEARING, FRONT WHEEL INNER CUP -2-
4	378 401 R11	HUB ASSY, FRONT WHEEL -2-
5		RETAINER, HUB FELT -NOT SERVICED SEPARATELY, FURNISH RETAINER ASSY 378 402 R11-
6	403 538 R2	BOLT, FRONT WHEEL MTG -12-
7	20 646 DA	BEARING, FRT WHEEL OUTER CUP -2-
8	ST 2 034	BEARING, FRONT WHEEL OUTER CONE -2-
9	97 788 HA	WASHER, BRG ADJUSTABLE NUT -2-
10	10 305 V 103 388	NUT, BEARING ADJUSTABLE -2- PIN, 1/8 X 1-3/4 COT.
11	378 814 R1	CAP, HUB FRONT WHEEL -2-
12	97 738 H	RETAINER, OIL SEAL -2-
13	97 737 HA	FELT, OIL SEAL -2-
	65 990 C91	PACKAGE, FRT WHEEL BRG OVERHAUL -2- -CONSISTS OF REF. NOS. 1, 2, 3, 7, 8, 9, 12 AND 13-



SUSPENSION

-7-

GROUP 14

REF. NO. PART NUMBER DESCRIPTION TC-175

FRONT WHEEL HUB, BEARINGS AND CAP -CONTINUED
 -TRACTORS W/HEAVY DUTY FRONT AXLE-
 -2505 SERIES B, 2510 SERIES B AND 2514
 SERIES B TRACTORS-



SUSPENSION

-8-

GROUP 14

REF. NO.	PART NUMBER	DESCRIPTION	TC-175



SUSPENSION

-8-

GROUP 14

REF. NO.	PART NUMBER	DESCRIPTION	TC-175

REF. NO.	PART NUMBER	DESCRIPTION
		TC-175

REF. NO.	PART NUMBER	DESCRIPTION
		TC-175

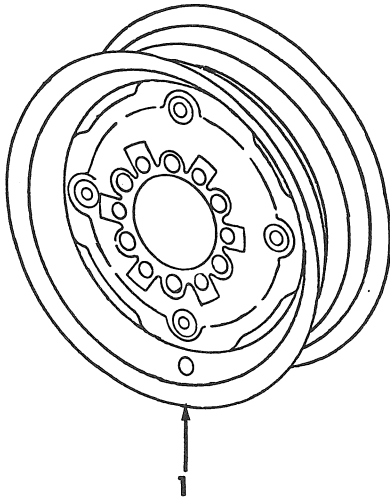
FOR INDEX TO UNITS REFER TO
INTRODUCTION PAGE III





REF. NO.	PART NUMBER	DESCRIPTION	TC-175
----------	-------------	-------------	--------

FRONT WHEELS



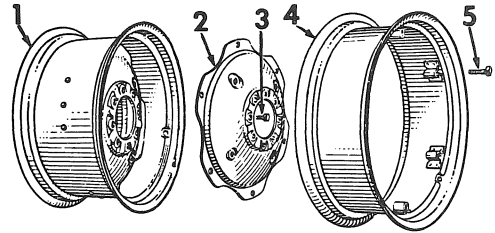
CA-974A

- | | | |
|---|-------------|---|
| 1 | 364 343 R92 | WHEEL ASSY, FRONT -2- -DISC TYPE-
-5.50F X 16DC RIM FOR 7.50-16
OR 6.50-16 TIRES- |
| 1 | 403 655 R1 | WHEEL ASSY, 8LB-16 RIM INT W/DISC -2- |
| 1 | 536 250 R1 | WHEEL ASSY, FRONT -2- -5.50 X 16 DC
DISC- -2- |
| | 387 897 R91 | VALVE, TR-415 TUBELESS TIRE -2- |



REF. NO.	PART NUMBER	DESCRIPTION	TC-175
----------	-------------	-------------	--------

REAR WHEELS



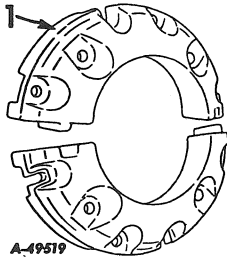
A-39092A

- | | | |
|---|-------------|---|
| 1 | 376 196 R91 | RIM AND DISC ASSY, W12-24 REAR WHEEL
FOR 16.9-24 TIRE -2- |
| 1 | 365 480 R91 | RIM AND DISC ASSY, W16L-24 REAR WHEEL
FOR 16.9-24 TIRE -2- |
| 1 | 538 664 R1 | WHEEL ASSY, REAR -2- -W15L-24 DC RIM
AND DISC- |
| | 138 550 H2 | VALVE, TR618 A AIR LIQUID TUBELESS
-2- |
| 1 | 67 593 C1 | WHEEL ASSY, REAR -2- -W15-24 RIM
INTEGRAL W/DISC- |
| 2 | 374 806 R1 | WHEEL, DISC REAR -W12-24 REAR
ATTACHMENT CLAMP RIM- |
| 3 | | NOT USED IN THIS APPLICATION |
| 4 | 374 808 R91 | RIM, W12-24 REAR WHEEL W/CLAMPS FOR
14.9-24 OR 16.9-24 TIRES -2- |
| 5 | 363 800 R1 | BOLT, REAR WHEEL RIM CLAMP -12-
-24 USED W/DUAL REAR WHEELS- |
| | 369 730 R1 | WASHER, REAR WHEEL RIM BOLT -12- |
| | 352 777 R1 | NUT, REAR WHEEL RIM -12- |
| | 131 140 | WASHER, 5/8 C-2 HEAVY LOCK -12- |



REF. NO.	PART NUMBER	DESCRIPTION	TC-175
----------	-------------	-------------	--------

REAR WHEEL WEIGHTS



1	369 509 R1	WEIGHT, REAR WHEEL -4- -75 LBS- -USED W/24 IN. WHEELS- -FIRST POSITION-	
	366 646 R1	BOLT, REAR WHEEL WEIGHT MOUNTING -8-	
	124 589	NUT, 5/8-11 C-Z HEX. -16-	
	121 574	WASHER, 5/8 C-Z MED LOCK -8-	
	131 140	WASHER, 5/8 C-Z HEAVY LOCK -8-	
1	369 509 R1	WEIGHT, REAR WHEEL -4- -75 LBS- -USED W/24 IN. WHEELS- -SECOND POSITION-	
	369 508 R1	BOLT, REAR WHEEL WEIGHT MOUNTING -8-	
	124 847	NUT, 5/8-11 C-Z HEX. JAM -8-	
	124 589	NUT, 5/8-11 C-Z HEX. -8-	
	121 574	WASHER, 5/8 C-Z MED LOCK -8-	



REF. NO.	PART NUMBER	DESCRIPTION	TC-175
----------	-------------	-------------	--------



WHEELS AND TRACTION

-4-

GROUP 15

REF. NO.	PART NUMBER	DESCRIPTION	TC-175
----------	-------------	-------------	--------



WHEELS AND TRACTION

-4-

GROUP 15

REF. NO.	PART NUMBER	DESCRIPTION	TC-175
----------	-------------	-------------	--------

REF. NO.	PART NUMBER	DESCRIPTION
		TC-175

REF. NO.	PART NUMBER	DESCRIPTION
		TC-175

FOR INDEX TO UNITS REFER TO
INTRODUCTION PAGE III



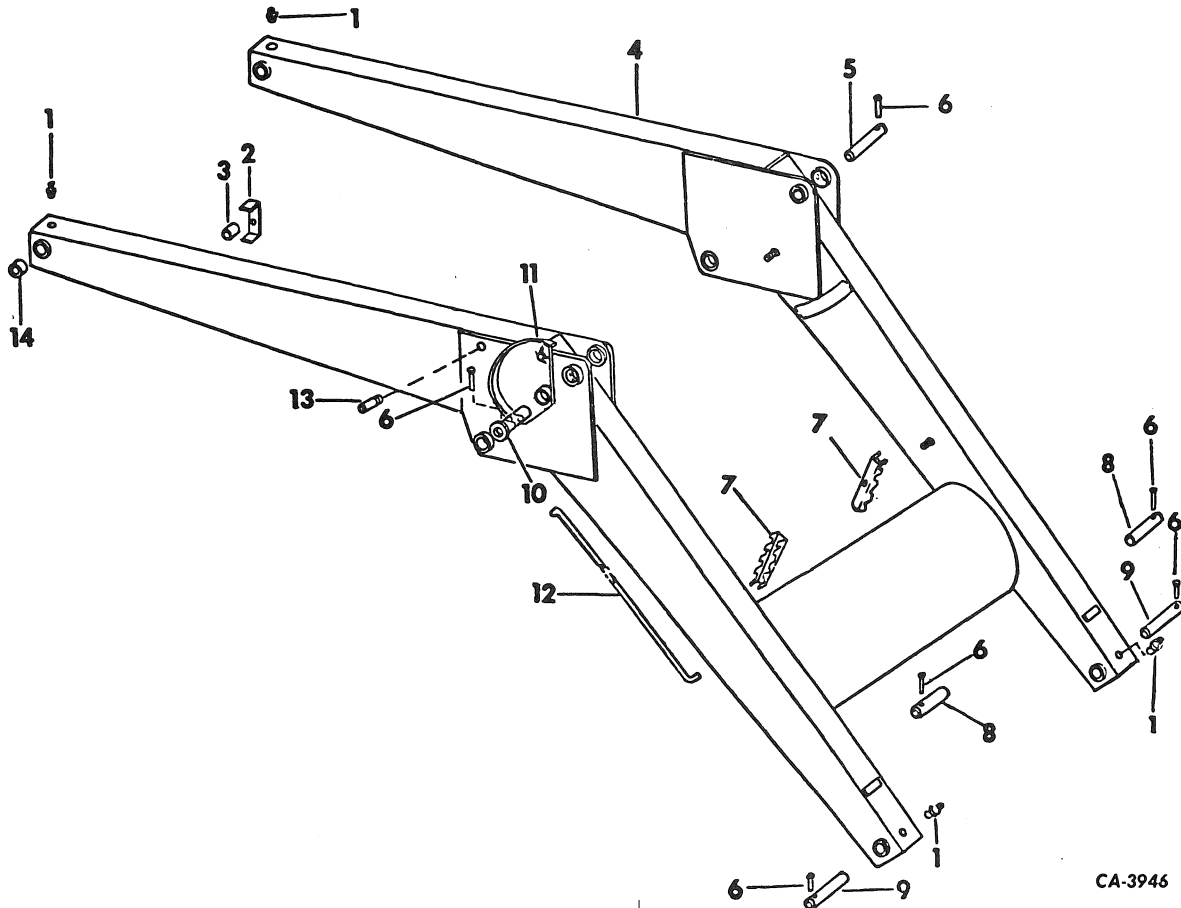
REF. NO.	PART NUMBER	DESCRIPTION	TC-175
----------	-------------	-------------	--------

LOADER BOOM AND CONNECTIONS
-FOR 2505 SERIES B TRACTORS W/2050
SERIES A LOADER-



REF. NO.	PART NUMBER	DESCRIPTION	TC-175
----------	-------------	-------------	--------

LOADER BOOM AND CONNECTIONS -CONTINUED
-FOR 2505 SERIES B TRACTORS W/2050
SERIES A LOADER-



1	273 355	FITTING, 1/4 STR DRIVE TYPE LUB -4-
2	467 193 R1 180 089	CLAMP, TUBE SCREW, 5/16-18 X 1-3/4 C-Z HEX-HD CAP
	120 214 120 376	NUT, 5/16-18 C-Z HEX WASHER, 5/16 C-Z MED LOCK
3 M	77 214	SPACER, TUBE
4	544 545 R3 18 252 R1	BOOM ASSY NUT, 5/16-18 HEX. NYLON INSERT -4-
5	61 073 C1	PIN, SUBFRAME TO LIFT CYL AND BUCKET
6	378 480 R1 12 235 R1	PIN, 5/16 X 1-13/16 DLD-STD-HD -12- PIN, 1/8 X 5/8 SELF-OPENING COT. -12-
7	467 192 R1	CLAMP, TUBE -3-
8	61 073 C1	PIN, LIFT AND BUCKET CYL TO BOOM -3-
9	61 074 C1	PIN, BUCHET AND SUBFRAME TO BOOM -6-
10	61 075 C1	SHAFT ASSY

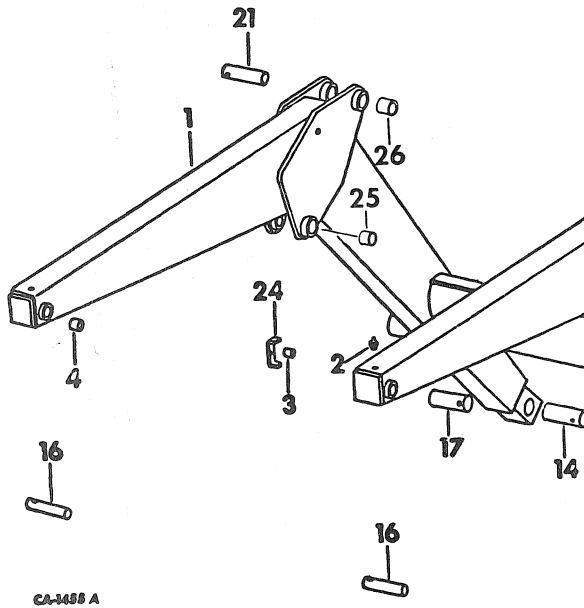
11	59 796 C1	SECTOR, INDICATOR
12	59 794 C1 59 795 C1	ROD, BUCKET LINK NUT, SPRING PUSH ON -3-
13	405 533 R1 120 375	PIN, BUCKET INDICATOR NUT, 1/4-20 C-Z HEX. -2-
14	378 478 R1	BUSHING, LOADER BOOM -8-

CA-3946



REF. NO.	PART NUMBER	DESCRIPTION	TC-175
----------	-------------	-------------	--------

BOOM AND CONNECTIONS
-FOR 2510 SERIES B AND 2514 SERIES B
TRACTORS W/3050 SERIES A LOADER-



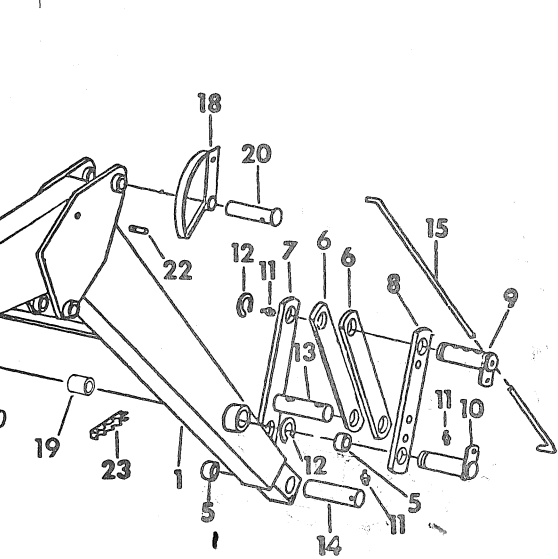
CA-3488 A

1	544 432 R3 18 252 R1	BOOM ASSY NUT, 5/16-18 NYLON INSERT -3-
2	273 355	FITTING, 1/4 STR DRIVE TYPE LUB -4-
3	M 77 214	SPACER, TUBE
4	378 478 R1	BUSHING, LOADER BOOM -4- -1-1/8 ID X 1-3/8 OD X 47/64 IN. LONG-
5	468 673 R1	BUSHING, LOADER BOOM -8- -1-3/8 ID X 1-5/8 OD X 1-7/64 IN. LONG-
6	61 160 C91 544 451 R1 61 161 C1	LINK ASSY, BUCKET -2- BUSHING, BUCKET LINK -8- SPACER, LINK -2-
7	544 452 R2 57 159 C1	BAR, BOOM INNER -2- BAR ASSY, INNER LINK -FOR TRACTOR EQUIPPED W/SELF- LEVELING ATT.-
8	56 192 C1	BAR, BOOM LINK -2-
9	56 189 C1 23 446 R1	PIN ASSY, LINKAGE -2- WASHER, 1.406 X 2.25 X 1.20 ZND -4-
10	56 191 C1	PIN ASSY, LINKAGE LOWER -2-
11	109 461	FITTING, 1/8-27 PTF STR SHORT LUB -6-
12	21 193 R1	RING, RETAINING -4-
13	544 459 R1 21 891 R1 12 235 R1	PIN, BUCKET TOP -2- PIN, 5/16 X 2 C-Z HEADED -2- PIN, 1/8 X 5/8 C-Z COT. -2-
14	544 460 R1 21 891 R1 12 235 R1	PIN, BUCKET PIVOT -2- PIN, 5/16 X 2 HEADED -2- PIN, 1/8 X 5/8 C-Z COT. -2-



REF. NO.	PART NUMBER	DESCRIPTION	TC-175
----------	-------------	-------------	--------

BOOM AND CONNECTIONS -CONTINUED
-FOR 2510 SERIES B AND 2514 SERIES B
TRACTORS W/3050 SERIES A LOADER-



15	59 797 C1 59 795 C1	ROD, BUCKET LINK NUT, SPRING PUSH ON -3-
16	61 074 C1	PIN, SUBFRAME TO LIFT CYL & BUCKET CYL -2-
	378 480 R1 12 235 R1	PIN, 5/16 X 1-13/16 STD-HD -2- PIN, 1/8 X 5/8 C-Z COT. -2-
17	61 074 C1 378 480 R1 12 235 R1	PIN, SUBFRAME TO BOOM -2- PIN, 5/16 X 1-13/16 STD-HD -2- PIN, 1/8 X 5/8 C-Z COT. -2-
18	59 796 C1	SECTOR, INDICATOR
19	544 446 R1	BOSS, BOOM LOWER -2-
20	61 075 C1	SHAFT ASSY
21	61 073 C1 378 480 R1 12 235 R1	PIN, LIFT & BUCKET CYL TO BOOM -3- PIN, 5/16 X 1-13/16 HEADED -4- PIN, 1/8 X 5/8 SELF-OPENING COT. -4-
22	405 533 R1 120 375	PIN, BUCKET INDICATOR NUT, 1/4-20 C-Z HEX. -2-
23	467 192 R1	CLAMP, TUBE -3-
24	467 193 R1 180 089 120 214 120 376	CLAMP, TUBE SCREW, 5/16-18 X 2-1/4 ZND HEX-HD CAP WASHER, 5/16 C-Z MED LOCK NUT, 5/16-18 C-Z HEX.
25	378 472 R1	BOSS, SIDE PLATE -4-
26	378 473 R1	BOSS, SIDE PLATE -4-

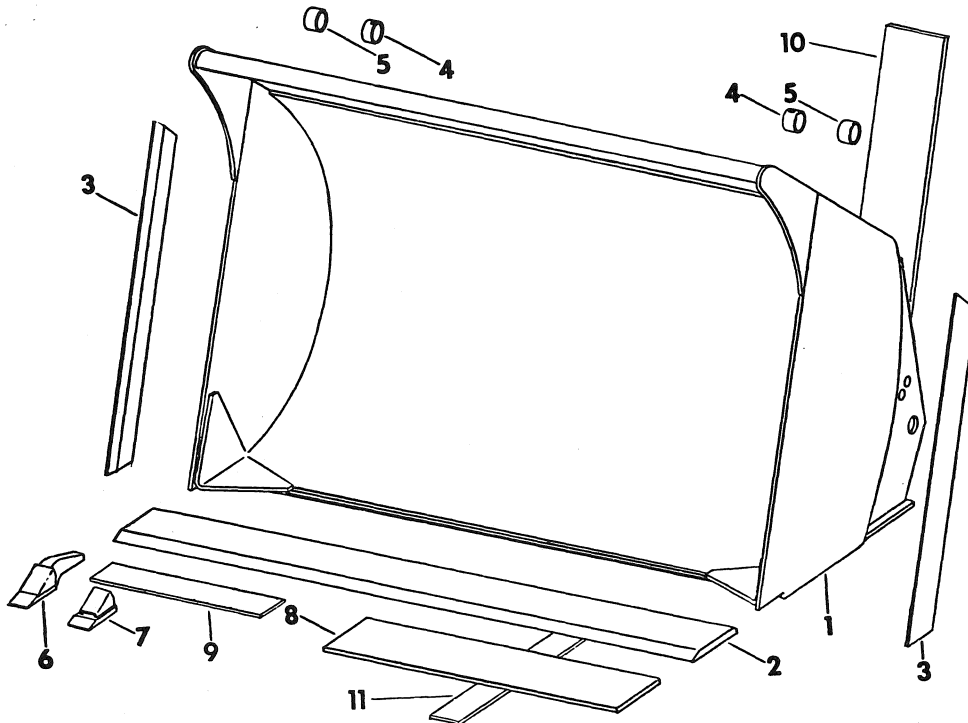


REF. NO.	PART NUMBER	DESCRIPTION	TC-175
----------	-------------	-------------	--------

LOADER BUCKETS

REF. NO.	PART NUMBER	DESCRIPTION	TC-175
----------	-------------	-------------	--------

LOADER BUCKETS -CONTINUED



CA-3967

1		BUCKET ASSY, 49 IN. -13 CUBIC FEET-	3	545 204 R1	EDGE, SIDE CUTTING -2-
		-CONSISTS OF REF NOS 2 THROUGH 9-			-USED W/49 IN., 61 IN. 16 CUBIC FT
1		BUCKET ASSY, 61 IN. -13 CUBIC FEET-	3	546 617 R1	EDGE, SIDE CUTTING -2-
		-CONSISTS OF REF NOS 2 THROUGH 5-			-USED W/61 IN. 13 CUBIC FT BUCKET-
1		BUCKET ASSY, 61 IN. -16 CUBIC FEET-	3	546 867 R1	EDGE, SIDE CUTTING -2-
		-CONSISTS OF REF NOS 2 THROUGH 7-			-USED W/79 IN. BUCKET-
1		BUCKET ASSY, 70 IN. -3/4 CUBIC YARD-	3	535 429 R1	EDGE, SIDE CUTTING -2-
		-CONSISTS OF REF NOS 6 AND 7-			-USED W/SNOW BUCKET-
1		BUCKET ASSY, 79 IN. -7/8 CUBIC YARD-	3	535 486 R1	EDGE, SIDE CUTTING -2-
		-CONSISTS OF REF NOS 2 THROUGH 8-			-USED W/3050 SERIES A LOADER-
1		BUCKET ASSY, 79 IN. 1 CUBIC YARD	3	546 874 R1	EDGE, SIDE CUTTING -2-
		-CONSISTS OF REF NOS 2 THROUGH 9-			-USED W/79 IN. 1 CUBIC YARD
1		BUCKET ASSY, 79 IN. 7/8 CUBIC YARD			BUCKET-
1		-USED W/3050 SERIES A LOADER-	4	378 554 R1	BOSS -4-
1		BUCKET ASSY, SNOW -1-1/4 CUBIC YARD-	4	545 212 R1	BOSS, BUCKET -2-
		-CONSISTS OF REF NOS 2 THROUGH 11-			-USED W/79 IN 1 CUBIC YARD AND
2	547 274 R1	EDGE, FRONT CUTTING			W/3050 SERIES A LOADER-
		-USED WITH 49 IN. BUCKET-	4	468 793 R1	BOSS -2-
2	546 601 R2	EDGE, FRONT CUTTING			-USED W/79 IN 1 CUBIC YARD AND
		-USED WITH 61 IN. AND 13 CUBIC FT.			W/3050 SERIES A LOADER-
		BUCKET-			
2	545 201 R2	EDGE, FRONT CUTTING			
		-USED WITH 70 IN. BUCKET-			
2	546 606 R2	EDGE, FRONT CUTTING			
		-USED W/79 IN. BUCKET-			
2	535 423 R1	EDGE, FRONT CUTTING -2-			
		-USED W/SNOW BUCKET-			
2	548 310 R2	EDGE, FRONT CUTTING			
		-USED W/79 IN 1 CUBIC YARD BUCKET-			



REF. NO.	PART NUMBER	DESCRIPTION	TC-175
LOADER BUCKETS -CONTINUED			
5	378 555 R1	BOSS -4-	
5	469 000 R1	BOSS -4-	
		-USED W/79 IN 1 CUBIC YARD AND W/3050 SERIES A LOADER-	
6	547 227 R91	SHANK & TOOTH ASSY	
		-6 USED W/49 IN. BUCKET-	
		-8 USED W/61 IN. 16 CUBIC FT AND 79 IN. BUCKETS-	
		-9 USED W/70 IN. BUCKET-	
7	545 596 R1	POINT, TOOTH	
		-6 USED W/49 IN. BUCKET-	
		-8 USED W/61 IN. 16 CUBIC FT AND 79 IN. BUCKETS-	
		-9 USED W/70 IN. BUCKET-	
7	486 433 R1	POINT, TOOTH	
		-6 USED W/49 IN. BUCKET-	
		-8 USED W/61 IN. 16 CUBIC FT AND 79 IN. BUCKETS-	
		-9 USED W/70 IN. BUCKET-	
8	545 202 R2	PLATE, WEAR -2-	
		-USED W/49 IN., 61 IN. AND 70 IN. BUCKET-	
8	545 210 R1	STRIP, WEAR -2-	
		-USED W/70 IN BUCKET-	
8	546 613 R1	STRIP, WEAR -2-	
		-USED W/3050 SERIES A LOADER-	
8	546 868 R1	PLATE, WEAR -2-	
		-USED W/79 IN. BUCKET-	
9	545 203 R1	PLATE, WEAR	
		-USED W/49 IN., 61 IN. AND 70 IN. BUCKET-	
9	546 871 R1	STRIP, BUCKET -3-	
		-USED W/79 IN. 1 CUBIC YARD	
9	546 873 R1	STRIP, BUCKET WEAR -2-	
		-USED W/79 IN. 1 CUBIC YARD BUCKET-	
10	546 817 R1	BAR, RUNNER -2-	
		-USED W/SNOW BUCKET-	
11	535 427 R1	BAR, RUNNER -2-	
		-USED W/SNOW BUCKET-	



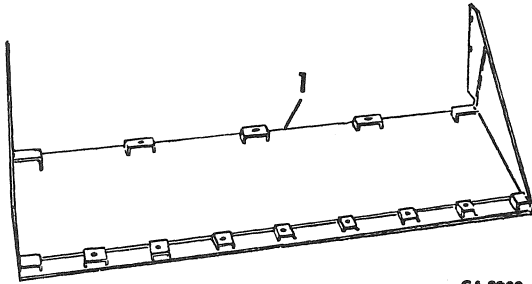
REF. NO.	PART NUMBER	DESCRIPTION	TC-175
MANURE BUCKET			
-FOR 2505 SERIES B TRACTORS W/2050 SERIES A LOADER-			
1	546 736 R92	BUCKET ASSY, MANURE 61 IN.	
2	651 576 R3	TINE, FORK -9-	
	19 083 R1	BOLT, 5/8 X 2-1/2 NO. 3 PLOW -9-	
	124 589	NUT, 5/8-11 HEX. -9-	
	121 574	WASHER, 5/8 MED LOCK -9-	
3	378 554 R1	BOSS -4-	
4	378 555 R1	BOSS -4-	



REF. NO.	PART NUMBER	DESCRIPTION	TC-175
----------	-------------	-------------	--------

REF. NO.	PART NUMBER	DESCRIPTION	TC-175
----------	-------------	-------------	--------

TINE COVER ATTACHMENT
 -FOR 2505 SERIES B TRACTORS W/2050
 SERIES A LOADER-



CA-3980

1

COVER ASSY, TINE
 -SERVICED ONLY AS ATTACHMENT
 653 315 R91-
 BOLT, 1/2 X 1 HEX-HD MACH -4-
 NUT, 1/2-13 HEX. -4-

17 428 R1
 102 637



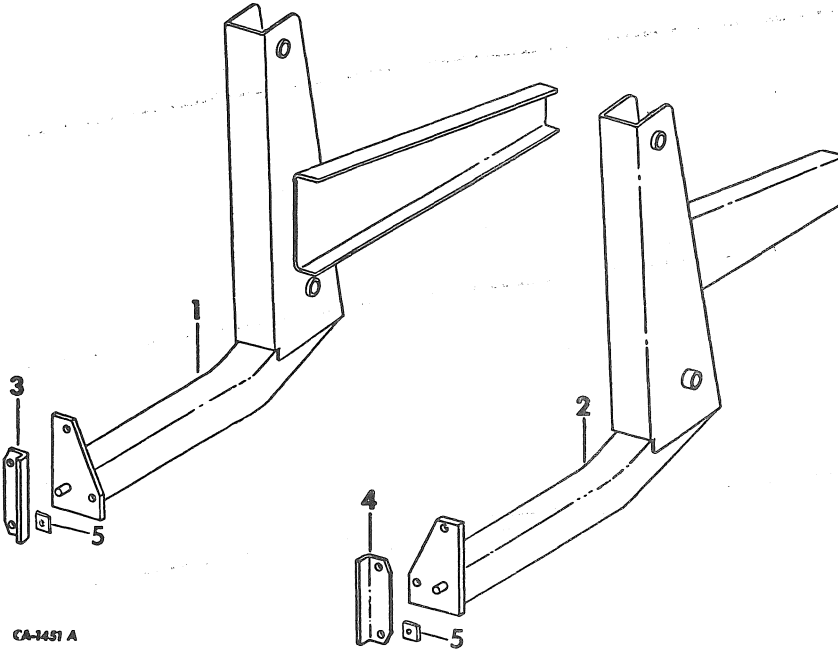
REF. NO.	PART NUMBER	DESCRIPTION	TC-175
----------	-------------	-------------	--------



REF. NO.	PART NUMBER	DESCRIPTION	TC-175
----------	-------------	-------------	--------

SUBFRAME
-FOR TRACTORS EQUIPPED W/2050 SERIES A
OR 3050 SERIES A LOADER-

SUBFRAME -CONTINUED
-FOR TRACTORS EQUIPPED W/2050 SERIES A
OR 3050 SERIES A LOADER-



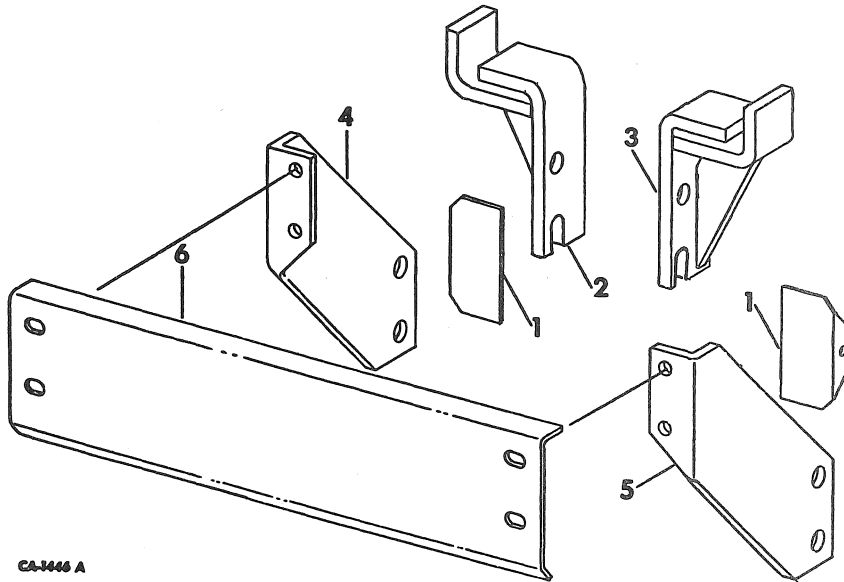
CA-1457 A

- 1 544 543 R2 SUBFRAME ASSY, LOADER LH
-USED W/2050 SERIES A LOADER-
- 24 958 R1 SCREW, 5/8-11 X 8 XND -4-
- 124 589 NUT, 5/8-11 ZND HEX. -4-
- 1 61 200 C1 SUBFRAME ASSY, LOADER W/BACKHOE LH
-USED WITH BACKHOE-
- 1 544 399 R1 SUBFRAME ASSY, LH
-USED W/3050 SERIES A LOADER-
- 2 59 871 C1 SUBFRAME ASSY, LOADER RH
-USED W/2050 SERIES A LOADER-
- 24 958 R1 SCREW, 5/8-11 X 8 ZND HEX-HD CAP
TYPE 8 -4-
- 124 589 NUT, 5/8-11 ZND HEX. -4-
- 2 61 206 C1 SUBFRAME ASSY, LOADER W/BACKHOE RH
-USED WITH BACKHOE-
- 2 59 872 C1 SUBFRAME ASSY, RH
-USED W/3050 SERIES A LOADER-
- 24 958 R1 SCREW, 5/8-11 X 8 ZND HEX-HD CAP
-4 FOR TRACTORS WITH LOADER-
-8 FOR TRACTORS WITH BACKHOE-
- 21 434 R1 NUT, 5/8-11 ZND HEX.
-4 FOR TRACTORS WITH LOADER-
-8 FOR TRACTORS WITH BACKHOE-
- 3 544 417 R1 PLATE ASSY, TIE RH
- 4 544 417 R1 PLATE ASSY, TIE LH
- 5 59 320 C1 BAR, AXLE SPACER -2-



REF. NO.	PART NUMBER	DESCRIPTION	TC-175
----------	-------------	-------------	--------

FRAME AND BRACKETS
-FOR TRACTORS EQUIPPED W/LOADER-



1	544 413 R1 180 020	CAP, SUBFRAME CHANNEL -2- SCREW, 1/4-20 X 3/4 ZND HEX-HD CAP -2-
	120 380 120 375	WASHER, 1/4 C-Z MED LOCK -2- NUT, 1/4-20 C-Z HEX. -2-
2	544 424 R2 271 767	BRACKET ASSY, FRONT MOUNTING RH SCREW, 3/4-10 X 1-3/4 ZND HEX-HD CAP -2-
	271 027 R1	WASHER, .781 X 1.75 X .312 -2- -NOT REQUIRED ON TRACTORS WITH CAST FRONT AXLE-
2	548 583 R2	BRACKET ASSY, FRONT MOUNTING RH -FOR 2050 SERIES A LOADER- -FOR 2514 SERIES B TRACTORS- -FOR 3050 SERIES A LOADER-
	271 771	SCREW, 3/4-10 X 2 ZND HEX-HD CAP
3	544 423 R2 271 767	BRACKET ASSY, FRONT MOUNTING LH -FOR 2050 SERIES A LOADER- SCREW, 3/4-10 X 1-3/4 ZND HEX-HD CAP -2-
	271 027 R1	WASHER, .781 X 1.75 X .312 -2- -NOT REQUIRED ON TRACTORS WITH CAST FRONT AXLE-
3	548 582 R2	BRACKET ASSY, FRONT MOUNTING LH -FOR 2514 SERIES B TRACTORS- -FOR 3050 SERIES A LOADER-
	271 771	SCREW, 3/4-10 X 2 ZND HEX-HD CAP
4	544 430 R1	SUPPORT, FRONT BUMPER RH -NOT FOR USE W/CAST FRONT GRILLE-
5	544 429 R1	SUPPORT, FRONT BUMPER LH -NOT FOR USE W/CAST FRONT GRILLE-



REF. NO.	PART NUMBER	DESCRIPTION	TC-175
----------	-------------	-------------	--------

FRAME AND BRACKETS -CONTINUED
-FOR TRACTORS EQUIPPED W/LOADER-

6	544 431 R1	BUMPER, FRONT -NOT FOR USE W/CAST FRONT GRILLE-
	120 378	NUT, 1/2-13 C-Z HEX. -4-
	271 767	SCREW, 3/4-10 X 1-1/2 ZND HEX-HD CAP -4-
	180 175	SCREW, 1/2-13 X 1-1/4 ZND HEX -4-
	120 384	WASHER, 1/2 ZND MED LOCK -4-
	70 374 C1	PRODUCT GRAPHIC, CAUTION

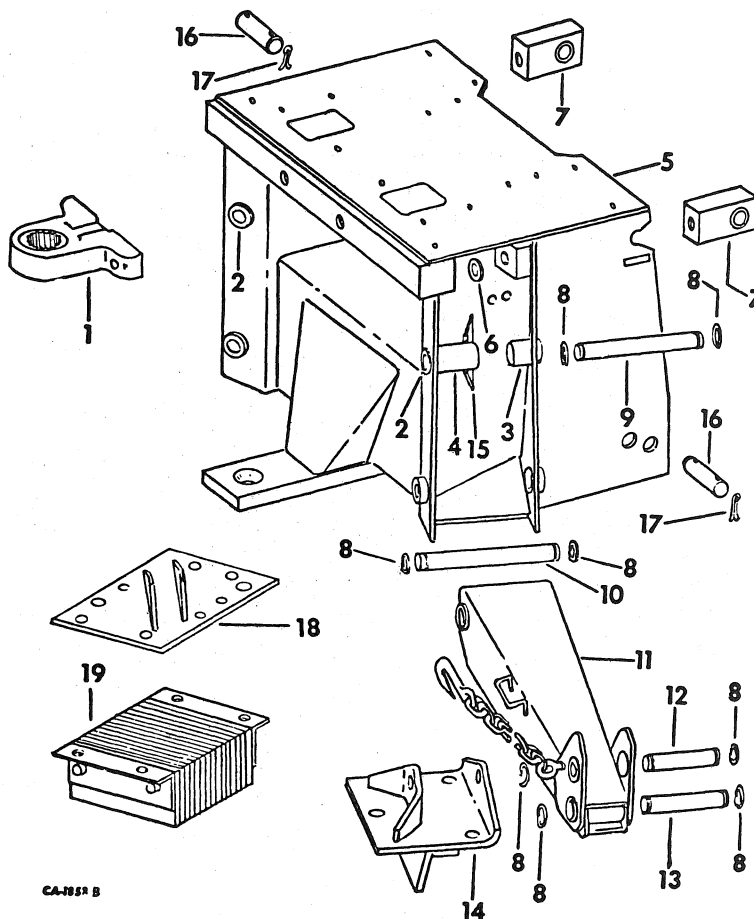


REF. NO.	PART NUMBER	DESCRIPTION	TC-175
----------	-------------	-------------	--------

BACKHOE MAIN FRAME, STABILIZER AND PADS

REF. NO.	PART NUMBER	DESCRIPTION	TC-175
----------	-------------	-------------	--------

BACKHOE MAIN FRAME, STABILIZER AND PADS -CONTINUED



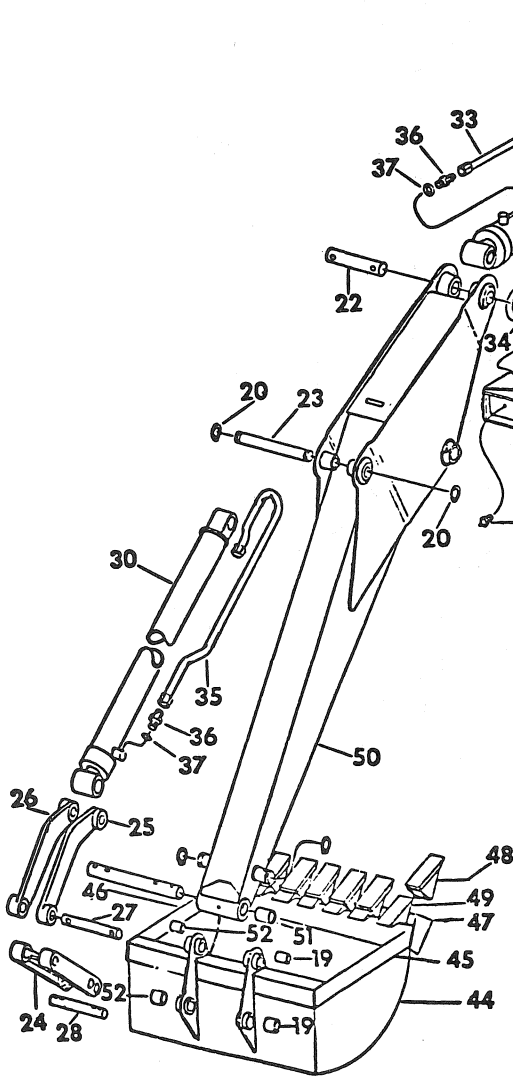
1	545 214 R91	MOUNT W/PILOTS, TOP SWING	
	289 757 R1	SCREW, 7/8-9 X 4-1/4 TYPE 8 HEX-HD	
		-2-	
	384 697 R1	WASHER, .906 X 1-75 X 1.64	-4-
	19 925 R1	NUT, 7/8-9 HEX	-2-
2	468 385 R1	BOSS, STABILIZER PIVOT	-4-
3	468 386 R1	BOSS, STABILIZER CYL REAR	-2-
4	468 387 R1	BOSS, STABILIZER CYL FRONT	-2-
5	492 573 R2	FRAME ASSY, BACKHOE MAIN	
6	470 459 R1	WASHER, 1-1/16 X 2 X 10 GA	-2-
7	540 966 R1	LUG, MAINFRAME MOUNTING	-2-
	21 305 R1	SCREW, 1-8 X 3-1/2 TYPE 8 HEX-HD	-2-
		CAP	
8	468 283 R1	RING, EXTERNAL RETAINING	-16-
9	468 638 R2	PIN, STABILIZER CYL TO MAINFRAME	-2-
10	468 635 R2	PIN, STABILIZER TO MAINFRAME	-2-
11	545 232 R2	STABILIZER ASSY, RIGHT	

11	545 231 R2	STABILIZER ASSY, LEFT	
12	468 637 R1	PIN, STABILIZER TO CYLINDER	-2-
13	468 636 R1	PIN, STABILIZER TO PAD ASSY	-2-
14	468 392 R11	PAD, STABILIZER	-2-
15	471 402 R1	GUSSET, STABILIZER PIVOT TO MAIN FRAME	-2-
16	543 330 R1	PIN, MAINFRAME LOCKING	-2-
17	21 656 R1	PIN, 3/8 X 2-3/4 ZND COT.	
18	469 103 R92	PAD ASSY, STABILIZER SOD LH	
18	469 104 R92	PAD ASSY, STABILIZER SOD RH	
19	544 015 R1	PAD ASSY, STREET	-2-
	271 767	SCREW, 3/4-10 X 1-1/2 2ND HEX-HD	-8-
		CAP	
	131 046	WASHER, 3/4 ZND MED LOCK	-8-
	220 086	NUT, 3/4-10 HEX.	-8-
2	753 924 R1	PRODUCT GRAPHIC, NUMBER PLATE	
		IDENTIFICATION	
	142 862	SCREW, NO. 4 X 1/4 RD-HD BLUNT METAL	-2-



REF. NO.	PART NUMBER	DESCRIPTION	TC-175
----------	-------------	-------------	--------

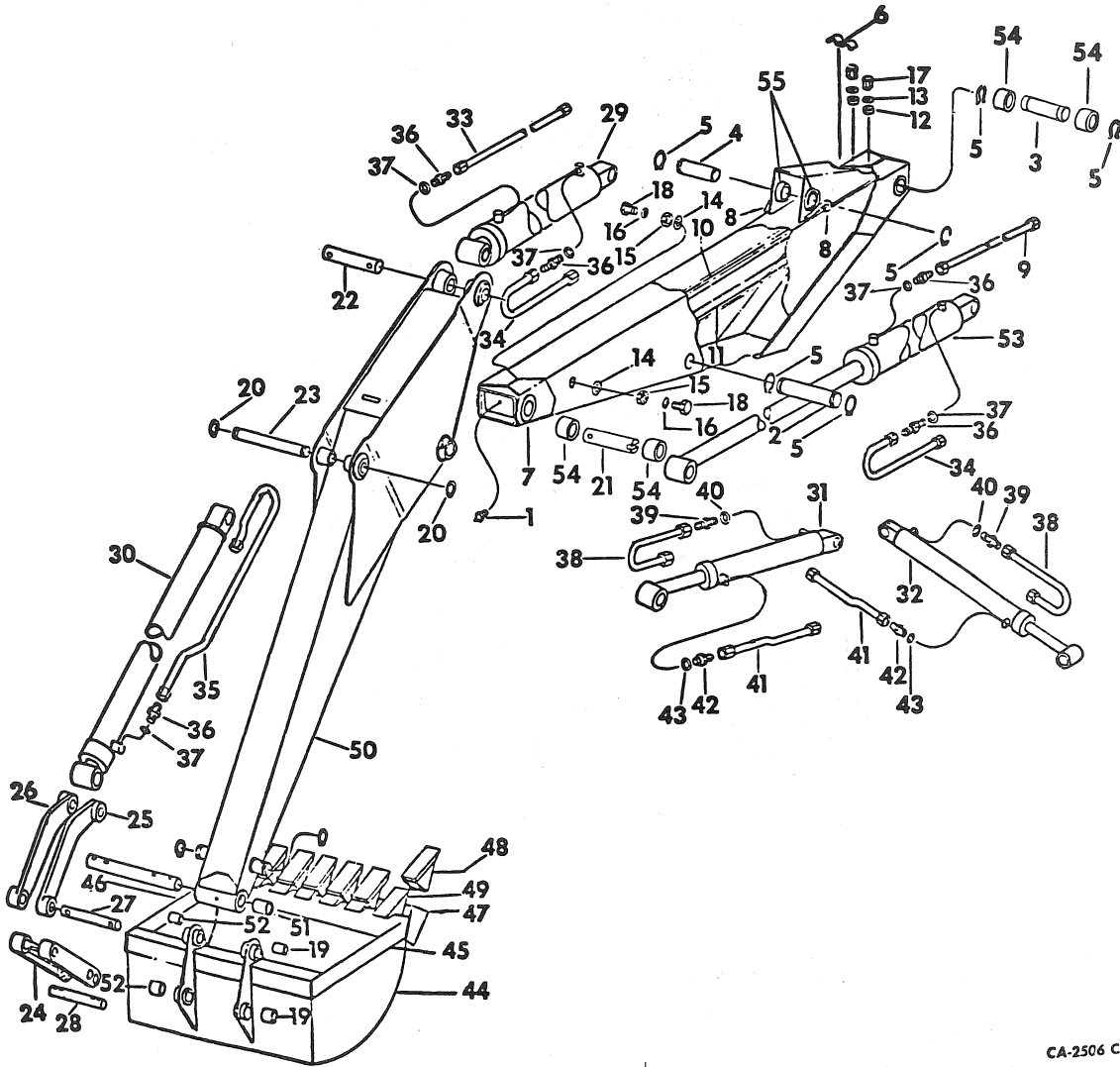
BOOM, BUCKET, DIPPERSTICK, HYDRAULIC CYLINDERS AND CONNECTIONS



- | | | |
|---|--------------------------|---|
| 1 | 109 462 | FITTING, 1/8-27 PTF 90 DEG LUB-BOOM PIVOT CARRIER -2- |
| 2 | 468 367 R1 | PIN, BOOM CYL UPPER |
| 3 | 468 368 R1
625 688 R1 | PIN, BOOM TO SWING MECHANISM
WASHER, 2-1/32 X 3 X 16 GA
1 OR AS REQD. |
| 4 | 468 369 R1 | PIN, SHROUD |
| 5 | 468 371 R1 | RING, EXT RETAINING -6-
USE 2 EACH ON UPPER BOOM CYL PIN,
BOOM TO SWING MECHANISM PIN &
SHROUD PIN |

REF. NO.	PART NUMBER	DESCRIPTION	TC-175
----------	-------------	-------------	--------

BOOM, BUCKET, DIPPERSTICK, HYDRAULIC -CONTINUED CYLINDERS AND CONNECTIONS



- | | | |
|---|------------|--|
| 6 | 486 004 R1 | CLAMP, HYDRAULIC TUBE |
| 7 | 545 839 R2 | BOOM W/BUSHINGS
-INCLUDES REF NOS. 8, 10 THRU 17,
54 AND 55- |
| | 120 214 | WASHER, 5/16 C-2 MED LOCK |
| | 120 376 | NUT, 5/16-18 C-2 HEX. |
| 8 | 486 476 R1 | HOOK, TRANSPORT CHAIN -2- |

CA-2506 C



MOUNTED EQUIPMENT

-11-

GROUP 17

REF. NO.	PART NUMBER	DESCRIPTION	TC-175
		BOOM, BUCKET, DIPPERSTICK, HYDRAULIC -CONTINUED CYLINDERS AND CONNECTIONS	
9	481 693 R11	TUBE ASSY, LIFT CYL ROD END	
9	488 806 R1	TUBE ASSY, ROD END LIFT CYL	
		TRACTORS W/4-1/2 IN. LIFT CYLINDER ATTACHMENT-	
10	545 854 R1	TUBE ASSY, BOOM LH	
11	545 855 R1	TUBE ASSY, BOOM RH	
12	9 403 295	NUT, 7/8-14 BULKHEAD UNION LOCK -2-	
13	138 566	WASHER, 7/8 ZND INT-TOOTH LOCK -2-	
14	471 961 R1	WASHER, 1-5/16 ZND INT-TOOTH LOCK -2-	
15	9 403 298	NUT, 1-5/16-12 BULKHEAD UNION LOCK -2-	
16	364 885 R1	O-RING, 5/8 OD TUBE -2-	
17	9 403 373	CAP, 7/8-14 37 DEG HYD FLARED TUBE -2-	
18	9 410 360	PLUG, 7/8-14 STR-THD O-RING BOSS -2-	
19	547 133 R1	BOSS, NOTCHED -2-	
19	469 663 R1	BOSS, NOTCHED -FOR USE W/13 IN. BUCKET-	
20	468 283 R1	RING, EXT RETAINING -4-	
21	468 287 R2	PIN, DIPPERSTICK PIVOT	
	472 712 R1	PIN, 1/2 X 3-9/16 STD-HD -2-	
	103 407	PIN, 3/16 X 1 COT. -2-	
22	544 770 R1	PIN, CROWD CYL	
	677	PIN, 1/2 X 3-3/4 STD-HD -2-	
	103 407	PIN, 3/16 X 1 COT. -2-	
23	544 772 R1	PIN, BUCKET CYL	
24	544 773 R1	LINK, BUCKET TILT	
25	544 775 R1	LINK, BUCKET GUIDE LH	
26	544 776 R1	LINK, BUCKET GUIDE RH	
27	468 284 R3	PIN, CYL LINK	
	472 712 R1	PIN, 1/2 X 3-1/2 STD-HD -2-	
	103 407	PIN, 3/16 X 1 COT. -2-	
27	542 664 R2	PIN, CYL LINK -FOR 13 IN. BUCKET	
	472 713 R1	PIN, 1/2 X 2-9/16 STD-HD -2-	
	187 988	PIN, 3/16 X 1-1/4 C-Z COT. -2-	
28	544 774 R2	PIN ASSY, CYL LINK -2-	
	192 392	PIN, 3/8 X 2-1/2 GROOVE PRESS FIT -2-	
	472 713 R1	PIN, 1/2 X 2-9/16 STD-HD -2-	
	103 407	PIN, 3/16 X 1 COT. -2-	
29	545 384 R91	CYLINDER ASSY, DIPPERSTICK -FOR COMPONENTS SEE LIST OF PARTS UNDER DETAILS OF HYDRAULIC CYLINDERS IN GROUP 10-	
30	544 907 R91	CYLINDER ASSY, BUCKET -FOR COMPONENTS SEE LIST OF PARTS UNDER DETAILS OF HYDRAULIC CYLINDERS IN GROUP 10-	
31	385 613 R93	CYLINDER ASSY, STABILIZER RH -FOR COMPONENTS SEE LIST OF PARTS UNDER DETAILS OF HYDRAULIC CYLINDERS IN GROUP 10-	
32	385 612 R93	CYLINDER ASSY, STABILIZER LH -FOR COMPONENTS SEE LIST OF PARTS UNDER DETAILS OF HYDRAULIC CYLINDERS IN GROUP 10-	



MOUNTED EQUIPMENT

-11-

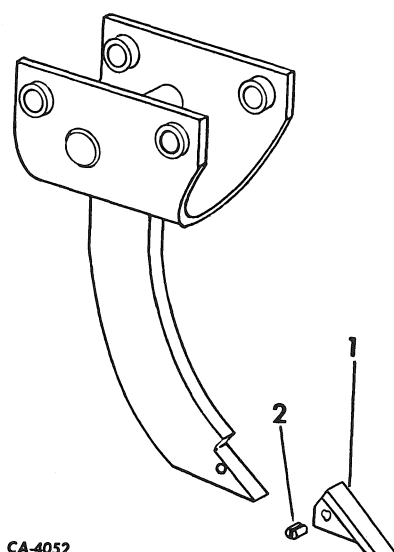
GROUP 17

REF. NO.	PART NUMBER	DESCRIPTION	TC-175
		BOOM, BUCKET, DIPPERSTICK, HYDRAULIC -CONTINUED CYLINDERS AND CONNECTIONS	
33	546 028 R1	TUBE ASSY, DIPPERSTICK CYL ROD END	
34	481 694 R11	TUBE ASSY, LIFT CYL HD END -2-	
35	546 030 R1	TUBE ASSY, BUCKET CYL ROD END	
36	9 410 204	CONNECTOR, 7/8-14 37 DEG HYD FLARED TUBE -3-	
37	364 885 R1	O-RING, 5/8 OD TUBE -3-	
38	474 285 R11	TUBE ASSY, STABILIZER CYL FRT -2-	
39	9 410 203	CONNECTOR, 3/4-16 37 DEG HYD FLARED -2- TUBE SHORT SWIVEL	
40	570 828 R1	O-RING, 1/2 OD TUBE -2-	
41	474 286 R11	TUBE ASSY, STABILIZER CYL REAR -2-	
42	9 410 203	CONNECTOR, 3/4-16 37 DEG HYD FLARED -2- TUBE SHORT SWIVEL	
43	570 828 R1	O-RING, 1/2 OD TUBE -2-	
44		BUCKET -SERVICED ONLY AS A MACHINE ATTACHMENT-	
45	468 313 R1	BAR, RIGHT SIDE CUTTING -FOR 16, 18, 20, 24, 30 AND 36 IN. BUCKET-	
45	486 922 R1	BAR, RIGHT SIDE CUTTING -FOR 24, 30, AND 36 IN. HEAVY DUTY BUCKET-	
45	490 096 R1	BAR, RIGHT SIDE CUTTING -FOR 24 IN. HIGH CAPACITY HEAVY DUTY BUCKET-	
46	468 312 R1	BAR, LEFT SIDE CUTTING -FOR 16, 18, 20, 24, 30 AND 36 IN. BUCKET-	
46	486 921 R1	BAR, LEFT SIDE CUTTING -FOR 24, 30 AND 36 IN. HEAVY DUTY BUCKET-	
46	490 095 R1	BAR, LEFT SIDE CUTTING -FOR 24 IN. HIGH CAPACITY HEAVY DUTY BUCKET-	
47	468 764 R1	BLADE, FRONT CUTTING -FOR 13 IN. BUCKET	
47	483 615 R1	BLADE, FRONT CUTTING -FOR 16 IN. BUCKET-	
47	468 758 R1	BLADE, FRONT CUTTING -FOR 18 IN. BUCKET-	
47	483 621 R1	BLADE, FRONT CUTTING -FOR 20 IN. BUCKET-	
47	468 310 R1	BLADE, FRONT CUTTING -FOR 24 IN. BUCKET-	
47	103 056 C1	BLADE, FRONT CUTTING -FOR 24 IN. HIGH CAPACITY HEAVY DUTY AND HEAVY DUTY BUCKET-	
47	472 975 R1	BLADE, FRONT CUTTING -FOR 30 IN. BUCKET-	
47	61 529 C1	BLADE, FRONT CUTTING -FOR 30 IN. HEAVY DUTY BUCKET-	
47	61 530 C1	BLADE, FRONT CUTTING -FOR 36 IN. BUCKET-	
47	480 590 R1	BLADE, FRONT CUTTING -FOR 36 IN. TRENCHING BUCKET-	
47	486 933 R1	BLADE, FRONT CUTTING -FOR 36 IN. HEAVY DUTY BUCKET-	



REF. NO.	PART NUMBER	DESCRIPTION	TC-175
		BOOM, BUCKET, DIPPERSTICK, HYDRAULIC CYLINDERS AND CONNECTIONS	
48	468 733 R1	TOOTH, POINT -3 USED FOR 13 IN., 4 USED FOR 16, 18 AND 20 IN. 5 USED FOR 24, 6 USED FOR 30 IN., 7 USED FOR 36 IN. BUCKETS-	
48	485 353 R1	POINT, TOOTH -HEAVY DUTY -3 USED FOR 13 IN. HEAVY DUTY BUCKET- -4 USED FOR 16, 18, 20 AND 24 IN. 5 USED FOR 24 IN., 6 USED FOR 30 IN., 7 USED FOR 36 IN. BUCKETS-	
48	532 948 R1	POINT, TOOTH -4 USED 24 IN. HEAVY DUTY BUCKET- -5 USED 30 IN. HEAVY DUTY BUCKET AND 24 IN. HIGH CAPACITY HEAVY DUTY BUCKET- -6 USED 36 IN. HEAVY DUTY BUCKET-	
48	486 914 R1	PIN, TOOTH LOCKPIN -1 PER TOOTH	
48	540 085 R1	POINT, LONG ROCK -4 USED 24 IN. HEAVY DUTY BUCKET- -5 USED 30 IN. HEAVY DUTY BUCKET- -6 USED 36 IN. HEAVY DUTY BUCKET- -5 USED FOR 24 IN. HIGH CAPACITY BUCKET-	
48	544 872 R1	POINT, WIDE TOOTH -4 USED FOR 16, 18, 20 IN., 5 USED -FOR 24 IN., 6 USED FOR 30 IN., 7 USED FOR 36 IN.- -3 USED FOR 13 IN. HEAVY DUTY B -3 USED FOR 13 IN. HEAVY DUTY BUCKET-	
48	544 873 R1	POINT, WIDE TOOTH -4 USED 24 IN. HEAVY DUTY BUCKET- -5 USED 30 IN. HEAVY DUTY BUCKET AND 24 IN. HIGH CAPACITY HEAVY DUTY BUCKET- -6 USED 36 IN. HEAVY DUTY BUCKET-	
49	468 314 R1	SHANK, TOOTH -3 USED FOR 13 IN., 4 USED FOR 16, 18 AND 20 IN., 5 USED FOR 24 IN., 6 USED FOR 30 IN., 7 USED 36 IN. BUCKETS-	
49	61 532 C1	SHANK, TOOTH -4 USED 24 IN. HEAVY DUTY BUCKET- -5 USED 30 IN. HEAVY DUTY BUCKET AND 24 IN. HIGH CAPACITY HEAVY DUTY BUCKET- -6 USED 36 IN. HEAVY DUTY BUCKET-	
50	545 856 R1 109 461	DIPPERSTICK ASSY FITTING, 1/8-27 PTF STR LUB -9-	
51	468 280 R1	BUSHING, LINK PIVOT -2-	
52	547 132 R1	BOSS, BUCKET PIVOT -2-	
52	468 316 R1	BOSS, BUCKET PIVOT -4- -FOR USE W/13 IN. BUCKET-	
53	385 616 R93	CYLINDER ASSY, LIFT -FOR COMPONENTS SEE LIST OF PARTS UNDER DETAILS OF HYDRAULIC CYLINDERS IN GROUP 10-	
53	399 707 R93	CYLINDER ASSY, LIFT -TRACTORS W/LIFT CYLINDER ATT.- -FOR COMPONENTS SEE LIST OF PARTS UNDER DETAILS OF HYDRAULIC CYLINDERS IN GROUP 10-	
54	468 366 R1	BUSHING, BOOM PIVOT CARRIER -4-	
55	468 364 R1	BOSS, SHROUD -2-	



REF. NO.	PART NUMBER	DESCRIPTION	TC-175
		FROST BREAKER ATTACHMENT	
			
		CA-4052	
		FROST BREAKER ASSY -SERVICED ONLY AS A MACHINE ATTACHMENT-	
	23 173 R1	PIN, 1/2 X 2.750 C-Z STD-HD -4-	
1	540 087 R1	TOOTH, POINT -FROST BREAKER-	
2	540 088 R1	FLEX PIN, TOOTH POINT	

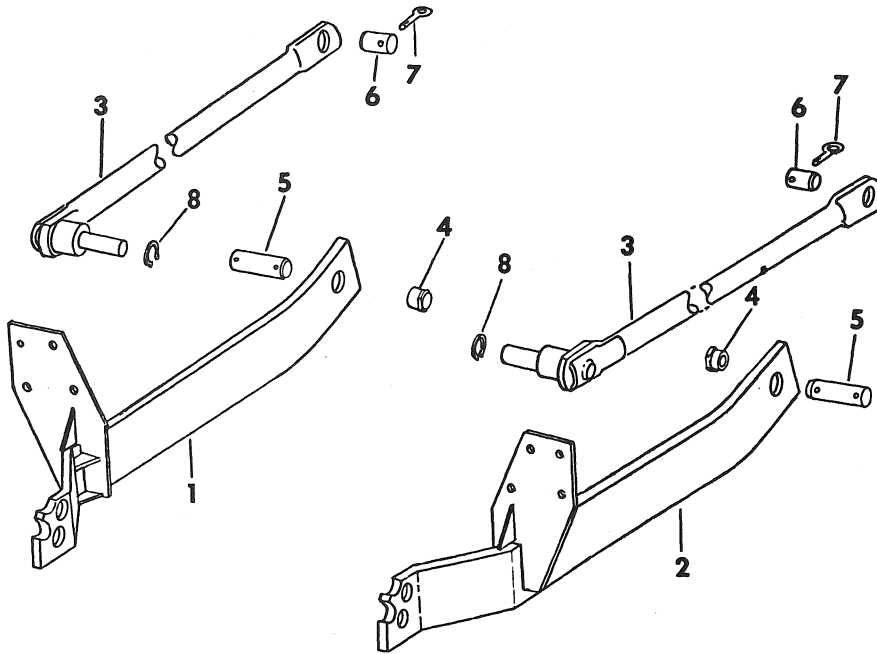


REF. NO.	PART NUMBER	DESCRIPTION	TC-175
----------	-------------	-------------	--------

BACKHOE SUBFRAME

REF. NO.	PART NUMBER	DESCRIPTION	TC-175
----------	-------------	-------------	--------

BACKHOE SUBFRAME -CONTINUED



CA-1000A

1	546 108 R1	SUBFRAME ASSY, LH
2	546 109 R1	SUBFRAME ASSY, RH
3	546 117 R2	SUPPORT ASSY, MAINFRAME UPPER -2-
	22 872	WASHER, 1-17/32 X 2-1/2 X 11 GA -2-
4	469 189 R1	CAM, MOUNTING -2-
5	546 121 R1	PIN, FRONT SUBFRAME MOUNTING -2-
	22 872 R1	WASHER, 1-17/32 X 2-1/2 X 11 GA -4-
	180 021	SCREW, 1/4-20 X 7/8 ZND HEX-HD CAP -2-
	24 958 R1	SCREW, 5/8-11 X 8 ZND HEX-HD CAP TYPE 8 -8-
	124 589	NUT, 5/8-11 ZND HEX. -8-
	121 574	WASHER, 5/8 ZND MED LOCK -8-
	137 303	PIN, 1/4 X 2-1/4 ZND COT. -4-
6	103 191 C1	PIN, MAINFRAME SUPPORT -2-
7		NOT USED IN THIS APPLICATION
8	69 339 R1	RING, RETAINING -2-

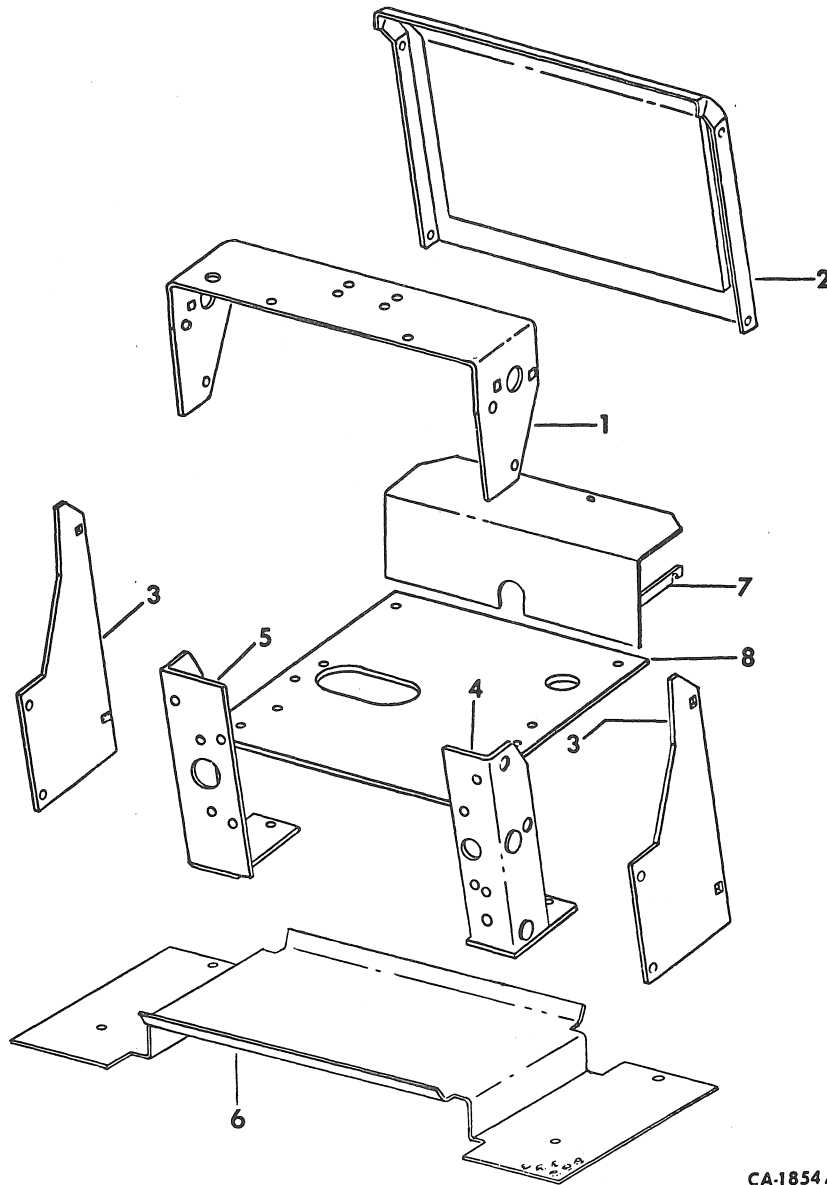


REF. NO.	PART NUMBER	DESCRIPTION	TC-175
----------	-------------	-------------	--------

REF. NO.	PART NUMBER	DESCRIPTION	TC-175
----------	-------------	-------------	--------

BACKHOE CONSOLE, SEAT SUPPORT AND FLOOR PLATE

BACKHOE CONSOLE, SEAT SUPPORT AND FLOOR PLATE -CONTINUED



CA-1854A

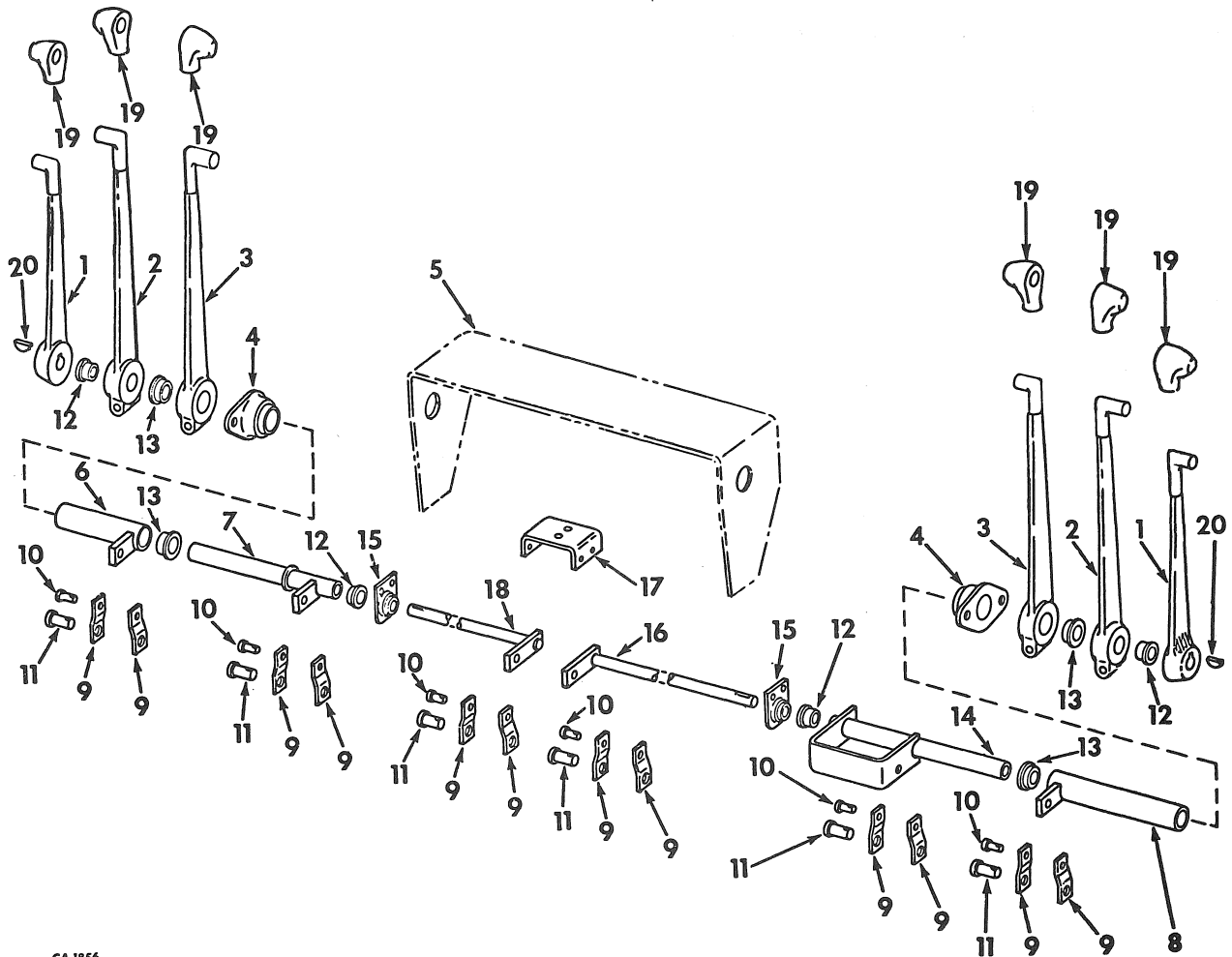
1	481 663 R1	SUPPORT, SEAT
	180 173	SCREW, 1/2-13 X 1 ZND HEX-HD CAP -4-
	120 384	WASHER, 1/2 ZND MED LOCK -4-
2	481 686 R1	SHROUD, CONTROL FRT
3	481 685 R1	SHROUD, CONTROL SIDE -2-
	180 073	SCREW, 5/16-18 X 1/2 ZND HEX-HD CAP -4-
	459 063 R1	RETAINER, 5/16 SPEED GRIP NUT -4-
	180 120	SCREW, 3/8-16 X 3/4 ZND HEX-HD CAP -4-
	120 382	WASHER, 3/8 ZND MED LOCK -4-
4	481 658 R93	BRACKET ASSY, VALVE SUPPORT LH
	180 124	SCREW, 3/8-16 X 1-1/4 ZND HEX-HD CAP
	120 382	WASHER, 3/8 ZND MED LOCK -2-
	120 377	NUT, 3/8-16 ZND HEX. -2-

5	481 659 R93	BRACKET ASSY, VALVE SUPPORT RH
	180 124	SCREW, 3/8-16 X 1-1/4 ZND HEX-HD CAP -2-
	120 382	WASHER, 3/8 ZND MED LOCK -2-
	120 377	NUT, 3/8-16 ZND HEX. -2-
6	60 511 C1	COVER, FLOOR
7		NOT USED IN THIS APPLICATION
8	546 305 R1	PLATE, CONSOLE SUPPORT
	180 126	SCREW, 3/8-16 X 1-1/2 ZND HEX-HD CAP -4-
	120 382	WASHER, 3/8 ZND MED LOCK -4-
	120 377	NUT, 3/8-16 ZND HEX. -4-



REF. NO.	PART NUMBER	DESCRIPTION	TC-175
----------	-------------	-------------	--------

BACKHOE HYDRAULIC CONTROLS



CA-1856

1	544 959 R1 431 662	HANDLE, STABILIZER CONTROL -2- SCREW, 3/8-16 X 3/4 C-Z -2- HEX-SOC-HD CUP-PT SET
2	544 958 R1 180 132 120 377	HANDLE, CROWD AND SWING CONTROL -2- SCREW, 3/8-16 X 2-1/4 ZND HEX-HD CAP -2- NUT, 3/8-16 SQ -2-
3	544 957 R1 180 132 120 377	HANDLE, BUCKET & LIFT CONTROL -2- SCREW, 3/8-16 X 2-1/4 ZND HEX-HD CAP -2- NUT, 3/8-16 SQ -2-
4	608 879 R91	BEARING ASSY -2-
5		SUPPORT, SEAT -REFER TO CONSOLE, SEAT SUPPORT AND FLOOR PLATES LISTING-
6	481 670 R91	SHAFT ASSY, LIFT CONTROL
7	481 675 R91	SHAFT ASSY, CROWD CONTROL



REF. NO.	PART NUMBER	DESCRIPTION	TC-175
----------	-------------	-------------	--------

BACKHOE HYDRAULIC CONTROLS -CONTINUED

8	481 667 R91	SHAFT ASSY, BUCKET CONTROL
9	481 684 R1	LINK, CONTROL VALVE -12-
10	B 92 1/2 12 235 R1	PIN, 3/8 X 7/8 STD HD -6- PIN, 1/8 X 5/8 C-Z COT. -6-
11	Q 1 332 108 632	PIN, 1/2 X 1-1/8 STD HD -6- PIN, 3/16 X 7/8 COT. -6- -2-
12	307 920 R1	BEARING -4-
13	477 554 R1	BEARING, CENTER CONTROL -4-
14	481 672 R92	SHAFT ASSY, SWING CONTROL
15	481 683 R91 180 020 120 380 120 375	BEARING, SELF-ALIGNING -2- SCREW, 1/4-20 X 3/4 ZND HEX-HD CAP -4- WASHER, 1/4 ZND MED LOCK -4- NUT, 1/4-20 ZND HEX. -4-
16	481 680 R91	SHAFT ASSY, RH STABILIZER CONTROL



REF. NO.	PART NUMBER	DESCRIPTION	TC-175
----------	-------------	-------------	--------

BACKHOE HYDRAULIC CONTROLS -CONTINUED

17	481 664 R1	BRACKET, BRG SUPPORT	
	17 351 R1	BOLT, 3/8-16 X 1 ZND SQ-NK CRG -4-	
	120 382	WASHER, 3/8 ZND MED LOCK -4-	
	120 377	NUT, 3/8 ZND HEX. -4-	
18	481 679 R91	SHAFT ASSY, LH STABILIZER CONTROL	
19	379 022 R2	KNOB, HYD VALVE LEVER -6-	
20	106 751	KEY, 3/16 X 3/4 WOODRUFF -2-	



REF. NO.	PART NUMBER	DESCRIPTION	TC-175
----------	-------------	-------------	--------



REF. NO.	PART NUMBER	DESCRIPTION	TC-175
SWING MECHANISM -CONTINUED			
14	3 046 994 R1	O-RING, 5-5/8 X 5-7/8 X 1/8 UPPER SHAFT BUSHING	
15	489 532 R1	WASHER, BACKUP	
16	468 334 R91	SEAL, UPPER SHAFT BUSHING DUST	
17	468 335 R1	O-RING, 3-3/8 X 3-3/4 X 3/16 FOR UPPER SHAFT BUSHING	
18	468 336 R1	SPACER, LOWER SHAFT BEARING	
19	488 498 R1	PISTON	
20	468 339 R1	O-RING, 4 X 4-1/4 X 1/8 -2- ON PISTON	
21	468 340 R1	RING, PISTON -2-	
22	394 311 R91	VALVE ASSY, PISTON SAFETY -2-	
23	296 247 R1	O-RING, 1 OD TUBE -2- ON SAFETY VALVE ASSY	
24	545 221 R1 484 667 R1	BODY, SWING CYL -2- SCREW, 5/8-11 X 1-1/2 HEX-HD CAP -16-	
25	9 410 358	PLUG, 9/16-18 C-Z STR THD O-RING BOSS -2-	
26	364 839 R1	O-RING, 3/8 OD TUBE -2- FOR SWING BODY	
27	285 253 R1	O-RING, 5-1/2 X 5-3/4 X 1/8 -2- BETWEEN HOUSING AND BODY	
28	544 698 R91	VALVE ASSY, DECELERATOR -2-	
29	545 222 R91	BEARING, SELF-ALIGNING SWING SHAFT	
30	601 924 C1	SCREW, 3/8-16 X 1 FLANGED 12 PT -6-	
31	18 460 R1	NUT, 1-1/2-12 NYLON INSERT	
32	468 370 R1 631 252 R1 177 923	PIN, LIFT CYL PIVOT PIN, 3/8 X 4-1/8 STD-HD -2- PIN, 1/8 X 3/4 C-Z COT. -2-	
33	544 699 R1	HOUSING ASSY, VALVE	
34	392 963 R1	SPRING, VALVE PISTON	
35	364 885 R1	O-RING, 3/4 X 15/16 X 3/32	
36	392 964 R1	PLUG, PISTON	
37	392 962 R11	PLUG ASSY, CHECK VALVE	
38	570 828 R1	O-RING, 1/2 OD TUBE	
39	382 915 R1	SPRING ASSY, CHECK VALVE	
40	382 916 R1	POPPET, CHECK VALVE	
41	25 173 R1	O-RING, 1-5/8 X 1-13/16 X 3/32 -2- BETWEEN VALVE HOUSING & SWING CYL	
42	382 995 R1	BODY, CUSHION VALVE -2-	
43	394 312 R91	POPPET ASSY, CUSHION VALVE -2-	



REF. NO.	PART NUMBER	DESCRIPTION	TC-175
BACKHOE SEAT AND SEAT SUPPORT			
1	528 844 R1 180 078	SEAT ASSY SCREW, 5/16-18 X 7/8 ZND HEX-HD CAP -4-	
	120 393 120 214	WASHER, 11/32 X 11/16 X .065 ZND -8- WASHER, 5/16 ZND MED LOCK -4-	
2	546 647 R1 625 326 R1	SUPPORT ASSY, SEAT PIN, 3/8 X 6 STD HD	
3	15 068 EB 120 394 103 384	SPRING, SEAT TORSION -2- WASHER, 13/32 X 13/16 X .051 PIN, 1/8 X 3/4 COT.	
4	477 567 R1 180 081	BRACKET, SEAT SCREW, 5/16-18 X 1-1/4 ZND HEX-HD CAP -4-	
	120 214 120 376	WASHER, 5/16 ZND MED LOCK -4- NUT, 5/16-18 ZND HEX. -4-	
5	484 481 R1 453 049	BRACKET, SEAT LOCK SCREW, 1/4-20 X 3/4 ZND PAN-HD SLT -2-	
	120 380 120 375	WASHER, 1/4 ZND MED LOCK -2- NUT, 1/4-20 ZND HEX. -2-	
6	484 482 R1 120 394 103 384	ROD, SEAT LATCH HANDLE WASHER, 13/32 X 23/16 X .051 PIN, 1/8 X 3/4 COT.	
7	359 109 R2	SPRING	

-1-
NUMERICAL INDEX

TC-175

-1-
NUMERICAL INDEX

TC-175

PART NUMBER		SEC	PG	PART NUMBER		SEC	PG	PART NUMBER		SEC	PG	PART NUMBER		SEC	PG
B	92 1/2	17	15	50 212 VA	07	22		65 026 C2	08	11		66 193 C91	07	26	
ST	201	07	15	51 293 D	04	3		65 066 D	10	43		66 197 C2	07	29	
ST	213	07	20	51 510 DA	11	2		65 079 C91	14	3		66 199 C1	07	30	
ST	236	07	25	52 843 V	07	22		65 125 C1	13	3		66 201 C1	07	30	
ST	243	07	16	53 717 DA	10	42		65 126 C92	07	3		66 219 C1	08	11	
ST	243	07	21	55 355 C91	10	4		65 126 C92	10	11		66 220 C1	08	12	
ST	247	07	27	55 356 C1	10	9		65 247 C1	08	11		66 248 C1	09	2	
ST	264	07	15	56 189 C1	17	3		65 255 C1	07	18		66 290 C1	07	3	
ST	342	07	16	56 191 C1	17	3		65 255 C1	07	21		66 290 C1	07	13	
ST	367	07	16	56 192 C1	17	3		65 255 C1	07	22		66 344 C1	11	2	
ST	572	07	18	56 540 C1	10	51		65 258 C1	07	15		66 347 C3	07	16	
ST	954	14	7	56 543 C1	10	52		65 259 C1	07	4		66 367 C1	04	3	
ST	981	07	24	56 545 C91	10	52		65 344 C1	12	11		66 368 C1	04	3	
ST	998	07	24	56 546 C1	10	52		65 344 C1	12	12		66 369 C1	04	3	
Q	1 332	17	15	56 547 C2	10	51		65 345 C1	12	11		66 372 C1	04	3	
ST	2 005 A	14	7	56 548 C1	07	30		65 345 C1	12	12		66 441 C1	07	23	
ST	2 034	14	7	56 549 C1	07	30		65 346 C1	07	23		66 454 C91	07	5	
ST	2 129	07	24	56 550 C1	06	3		65 348 C1	07	23		66 454 C91	07	11	
Q	3 501	07	30	56 551 C1	10	8		65 350 C1	07	23		66 455 C1	11	2	
	10 305 V	14	7	56 552 C1	06	3		65 418 C1	07	16		66 482 C1	08	9	
	11 484 R	09	3	56 553 C1	06	3		65 418 C1	07	21		66 482 C1	08	12	
PD	14 039	07	4	56 554 C1	06	3		65 419 C1	07	22		66 483 C91	08	9	
	15 068 EB	17	18	56 554 C1	06	4		65 421 C2	07	22		66 483 C91	08	12	
	16 007 R1	10	12	57 154 C1	10	43		65 422 C1	07	24		66 490 C2	08	13	
	16 008 R1	07	12	57 156 C1	10	43		65 423 C1	07	19		66 491 C1	08	13	
	16 008 R1	10	6	57 157 C1	10	43		65 425 C1	08	9		66 492 C1	08	13	
	16 009 R1	07	27	57 158 C1	10	44		65 425 C1	08	12		66 494 C1	08	14	
	16 010 R1	10	6	57 159 C1	17	3		65 457 C1	07	3		66 513 C91	10	8	
	16 013 R1	10	40	57 161 C1	10	43		65 458 C2	07	3		66 513 C91	10	13	
	17 006 R1	10	17	57 162 C1	10	44		65 478 C1	08	7		66 513 C91	10	26	
	17 008 R1	10	22	57 163 C1	10	44		65 479 C1	08	5		66 545 C91	07	3	
	17 008 R1	10	34	57 166 C1	10	43		65 534 C91	07	3		66 595 C1	02	3	
	17 009 R1	07	27	57 231 C1	10	25		65 598 C1	09	3		66 716 C92	14	3	
	17 010 R1	10	22	57 232 C1	10	37		65 732 C91	10	27		66 717 C92	14	3	
	17 010 R1	10	34	57 249 C1	10	37		65 736 C1	07	30		66 730 C1	07	17	
	17 014 R1	07	34	57 290 C92	10	33		65 768 C1	06	4		66 758 C1	10	7	
	18 460 R1	17	18	57 290 C92	10	36		65 770 C1	06	4		66 759 C1	10	8	
	19 318 R1	12	11	57 513 C92	10	7		65 772 C1	07	27		66 760 C1	10	8	
	19 318 R1	12	12	57 577 C1	10	3		65 793 C1	07	15		66 761 C1	10	8	
	19 318 R1	12	14	57 713 C92	10	9		65 794 C1	06	3		66 761 C1	10	21	
	19 318 R1	12	15	57 714 C93	10	9		65 794 C1	06	4		66 761 C1	10	25	
	19 323 R1	07	34	57 714 C93	10	21		65 795 C1	06	3		66 762 C1	10	15	
	19 323 R1	10	42	58 102 R1	10	18		65 795 C1	06	4		66 766 C1	10	15	
	19 612 R91	14	3	58 367 C1	10	19		65 969 C1	10	16		66 797 C1	13	10	
	19 628 R91	14	4	59 047 C1	10	52		65 970 C1	07	17		66 952 C91	13	4	
	19 717 R1	11	2	59 048 C1	10	52		65 970 C1	10	16		67 055 C1	10	40	
	19 846 R1	09	4	59 098 C91	10	15		65 989 C91	14	6		67 123 C91	07	3	
	20 122 R1	07	30	59 098 C91	10	19		65 990 C91	14	7		67 125 C1	12	8	
	20 605 R1	14	2	59 099 C1	10	15		66 014 C1	07	5		67 125 C1	12	9	
	20 646 DA	14	7	59 320 C1	17	7		66 014 C1	07	16		67 126 C1	12	8	
	20 947 R1	07	9	59 793 C1	10	42		66 024 C1	12	6		67 126 C1	12	9	
	21 015 R1	07	10	59 794 C1	17	2		66 058 C2	13	10		67 129 C1	07	27	
	21 076 D	14	4	59 796 C1	17	2		66 062 C1	13	10		67 130 C1	07	27	
	21 080 R1	08	17	59 796 C1	17	3		66 063 C1	13	10		67 131 C1	07	27	
	21 193 R1	17	3	59 797 C1	17	3		66 064 C1	08	9		67 132 C1	07	27	
	21 423 R1	12	2	59 871 C1	17	7		66 064 C1	08	12		67 133 C1	07	27	
	21 433 R1	10	8	59 872 C1	17	7		66 068 C1	07	25		67 135 C1	07	30	
	21 433 R1	10	15	59 879 D	07	28		66 093 C1	04	3		67 182 C1	10	40	
	21 433 R1	10	26	60 357 C1	10	49		66 094 C1	04	3		67 248 C91	10	7	
	21 472 R1	07	22	60 511 C1	17	14		66 095 C1	06	2		67 248 C91	10	12	
	21 480 R1	07	3	60 651 C91	10	18		66 095 C1	06	3		67 248 C91	10	26	
	21 656 R1	17	9	60 652 C1	10	15		66 096 C1	06	2		67 249 C92	10	12	
	21 924 R1	10	4	61 073 C1	17	2		66 096 C1	06	3		67 261 C1	10	3	
	23 369 R1	12	13	61 073 C1	17	3		66 098 C1	06	2		67 262 C1	13	3	
	23 977 DB	12	5	61 074 C1	17	2		66 098 C1	06	3		67 263 C1	13	3	
	23 977 DB	12	6	61 074 C1	17	3		66 100 C1	06	2		67 265 C1	06	2	
	24 900 R1	07	36	61 075 C1	17	2		66 100 C1	06	3		67 265 C1	06	3	
	25 126 R1	10	32	61 075 C1	17	3		66 103 C1	06	4		67 282 C91	10	20	
	25 126 R1	10	46	61 135 C1	02	2		66 104 C1	10	3		67 286 C1	12	13	
	25 173 R1	17	18	61 160 C91	17	3		66 105 C1	10	3		67 290 C1	12	2	
	26 134 R1	13	7	61 196 C1	13	12		66 107 C1	10	3		67 294 C1	10	21	
	27 034 R1	10	4	61 198 C1	13	12		66 109 C1	10	3		67 298 C1	10	21	
	29 899 D	07	7	61 199 C1	13	12		66 110 C1	10	3		67 328 C1	14	6	
	38 465 DB	12	5	61 200 C1	17	7		66 111 C1	10	3		67 499 C91	14	3	
	43 747 D	14	3	61 206 C1	17	7		66 113 C1	10	3		67 522 C91	14	3	
	43 751 DB	04	3	61 396 C1	10	29		66 115 C1	10	3		67 524 C1	14	3	
	47 240 D	06	5	61 396 C1	10	30		66 117 C1	06	4		67 525 C1	14	3	
	49 139 D	09	4	61 529 C1	17	11		66 128 C1	07	22		67 527 C91	14	6	
	49 922 D	12	5	61 530 C1	17	11		66 182 C1	07	25		67 529 C1	14	3	
	49 923 D	12	5	61 532 C1	17	12		66 183 C1	07	25		67 537 C1	14	6	
	49 928 D	12	5	61 554 R1	14	5		66 185 C1	07	25		67 538 C91	08	13	
	49 947 D	12	5	62 923 R91	07	4		66 186 C91	07	25		67 567 C1	10	5	
	50 061 D	12	5	65 000 C2	10	8		66 189 C1	07	25		67 593 C1	15	2	
	50 212 VA	07	5	65 025 C2	08	9		66 191 C1	07	26		67 672 C1	12	10	

NUMERICAL INDEX

NUMERICAL INDEX

PART NUMBER			SEC	PG	PART NUMBER			SEC	PG	PART NUMBER			SEC	PG	
67 683 C1	02	3			97 737 HA	14	7			252 050 C91	07	3	343 909 R1	10	40
67 732 C1	07	23			97 738 H	14	7			252 483 R1	10	45	343 921 R1	10	40
67 782 C1	13	3			97 788 HA	14	7			252 739 R1	10	14	343 932 R1	04	2
67 821 C1	07	10			103 056 C1	17	11			252 739 R1	10	27	343 942 R1	07	16
67 822 C1	07	10			103 191 C1	17	13			253 070 R1	10	34	343 942 R1	07	21
67 829 C1	09	2			104 036	12	14			253 070 R1	10	36	343 943 R1	07	5
67 845 C1	08	17			104 036	12	15			269 181 R1	04	4	347 070 R1	07	8
67 976 C1	14	3			104 037	07	31			269 181 R1	07	30	347 801 R1	10	45
68 202 C1	10	11			104 038	07	28			269 635 R91	12	3	347 914 R1	10	45
68 209 C1	10	11			104 038	07	32			271 645	14	2	350 657 R1	10	31
68 211 C91	07	14			104 977 R1	10	15			273 279 R91	10	14	350 667 R1	07	31
68 393 C1	07	17			104 977 R1	12	12			273 348	14	4	350 667 R1	10	12
68 804 C1	09	3			105 496 H	07	22			273 352	14	3	350 667 R1	10	13
68 837 C1	10	3			105 497 H	07	22			273 355	09	3	350 920 R1	08	13
69 168 C1	13	12			105 503 H	07	22			273 355	10	31	352 216 R1	10	45
69 173 C1	13	12			106 751	07	3			273 355	14	2	352 219 R1	07	17
69 180 C1	13	12			106 751	07	30			273 355	17	2	352 219 R1	07	30
69 181 C1	13	12			106 751	17	16			273 355	17	3	352 221 R1	07	23
69 192 C1	13	12			109 400	12	11			273 359	14	3	352 221 R1	07	30
69 193 C1	13	12			109 400	12	12			273 360	04	3	352 221 R1	10	9
69 197 C1	13	12			109 400	12	14			273 360	10	31	355 740 R1	07	16
69 302 C1	13	3			109 400	12	15			274 086 R91	10	25	355 740 R1	07	21
69 303 C1	13	3			109 454	14	3			274 875	08	7	355 966 R1	07	27
69 310 C1	13	8			109 461	07	28			279 024 R91	10	37	355 967 R1	10	15
69 325 C1	13	8			109 461	09	3			279 024 R91	10	40	355 975 R1	10	25
69 335 C1	13	8			109 461	10	32			279 025 R91	04	3	358 900 R1	14	3
69 339 R1	17	13			109 461	10	44			279 025 R91	06	2	358 900 R1	14	5
69 352 C1	10	8			109 461	10	45			279 025 R91	07	30	358 986 R1	08	13
69 353 C1	10	8			109 461	14	4			279 027 R91	10	40	358 986 R1	08	15
69 354 C1	10	8			109 461	17	3			279 038 R91	12	10	359 109 R2	17	18
69 355 C1	10	8			109 461	17	17			285 253 R1	17	18	359 141 R1	07	27
69 409 C91	12	14			109 462	10	32			287 057 R91	07	27	359 158 R1	10	22
69 409 C91	12	15			109 462	17	10			289 506 R1	07	22	360 501 R2	07	28
69 574 C1	13	8			110 668 R1	10	15			289 862 C1	04	3	360 599 R1	10	16
69 603 C1	13	3			110 668 R1	12	12			289 862 C1	07	36	360 610 R1	07	5
69 742 C1	13	3			110 668 R1	12	14			289 862 C1	12	5	360 679 R1	12	5
69 746 C1	07	33			110 668 R1	12	15			289 862 C1	12	7	362 120 R1	07	36
69 747 C1	12	11			110 668 R1	13	7			290 987 R1	10	4	362 120 R1	08	15
69 747 C1	12	12			111 571 H	14	4			293 726 R1	10	4	362 120 R1	11	3
69 774 C1	02	2			112 775 R11	14	4			293 739 R1	10	45	362 121 R1	08	15
69 843 C91	07	18			112 821 R91	07	25			295 204 R1	07	4	362 123 R1	08	15
69 886 C1	13	3			116 534	12	11			295 204 R1	10	3	362 126 R1	08	15
69 887 C1	13	3			116 536	07	31			295 698 R1	10	38	362 126 R1	11	3
69 926 C1	11	2			120 386	10	43			296 247 R1	07	17	362 127 R1	11	3
69 928 C1	11	2			122 077	08	5			296 247 R1	10	19	362 251 R91	07	18
69 935 C1	13	3			124 543	07	38			296 247 R1	10	25	362 260 R1	07	21
69 949 C91	13	4			124 546	10	12			296 247 R1	10	37	362 666 R1	08	15
69 950 C91	13	4			124 546	10	13			296 247 R1	10	40	362 796 R1	10	23
69 956 C1	13	3			124 553	04	4			296 247 R1	10	49	363 454 R1	10	9
69 957 C1	13	3			124 554	07	20			296 247 R1	10	51	363 660 R1	08	15
69 960 C1	13	3			125 617	14	3			296 247 R1	10	52	363 800 R1	15	2
69 975 C1	13	12			126 152	10	46			296 247 R1	17	18	364 343 R92	15	2
69 976 C1	13	12			130 503 H	07	4			297 459 R1	07	5	364 577 R1	10	15
69 986 C1	09	2			132 255	08	7			297 459 R1	07	8	364 839 R1	07	17
69 992 C91	09	2			137 406	12	4			297 459 R1	07	9	364 839 R1	10	3
70 014 C1	07	21			137 406	12	5			297 459 R1	10	9	364 839 R1	10	9
70 016 C1	07	20			137 406	12	6			297 459 R1	10	21	364 839 R1	10	14
70 017 C1	07	20			137 414	12	4			297 459 R1	10	37	364 839 R1	10	43
70 020 C1	07	21			137 414	12	6			297 459 R1	10	38	364 839 R1	10	49
70 039 C1	07	21			138 561	10	49			297 459 R1	10	47	364 839 R1	10	50
70 093 C91	07	14			138 566	17	11			297 459 R1	10	51	364 839 R1	10	52
70 110 C91	10	3			139 743 R1	07	20			297 459 R1	10	52	364 839 R1	17	18
70 111 C91	10	5			140 304	11	2			298 385 R1	10	10	364 879 R1	10	9
70 115 C1	10	5			140 304	12	3			301 408 C1	10	42	364 879 R1	10	21
70 116 C1	10	6			142 269	07	17			301 844 R1	10	40	364 879 R1	10	22
70 244 C1	07	21			144 227	08	13			303 004 R1	10	15	364 879 R1	10	33
70 263 C91	08	11			145 475	12	4			306 132 C1	08	9	364 879 R1	10	34
70 263 R1	08	9			145 475	12	5			306 132 C1	10	3	364 879 R1	10	36
70 374 C1	02	2			145 510	08	9			306 132 C1	10	21	364 879 R1	10	47
70 374 C1	17	8			145 510	08	11			306 132 C1	11	2	364 885	10	44
70 439 C1	07	13			149 559	08	9			307 920 R1	17	15	364 885 R1	06	4
70 586 R1	14	5			149 559	08	11			309 032 R1	07	34	364 885 R1	07	7
70 589 R1	14	5			161 002 C1	07	31			317 783 R1	10	25	364 885 R1	07	9
70 590 R1	14	4			161 003 C1	07	31			318 721 R1	07	27	364 885 R1	07	26
70 591 R1	14	4			166 972 R1	07	25			324 105 R91	07	3	364 885 R1	10	8
70 592 R1	14	5			189 951	12	4			327 058 R1	04	4	364 885 R1	10	15
70 747 C1	09	3			189 951	12	6			327 068 R1	07	15	364 885 R1	10	20
70 748 C1	09	3			192 105	11	3			327 068 R1	07	18	364 885 R1	10	21
77 214	17	2			193 511 H1	10	51			328 138 R1	07	8	364 885 R1	10	25
77 214	17	3			202 562 C1	13	12			332 791 R1	10	3	364 885 R1	10	26
81 714 R1	08	13			204 502 R1	10	14			336 000 R1	07	21	364 885 R1	10	37
82 301 R1	07	17			218 250	10	25			336 000 R1	07	26	364 885 R1	10	38
82 301 R1	10	16			221 425 R1	08	2			343 906 R1	10	38	364 885 R1	10	42
83 723 R1	10	15			237 672 R1	07	36			343 906 R1	10	51	364 885 R1	10	44

NUMERICAL INDEX

NUMERICAL INDEX

PART NUMBER	SEC	PG	PART NUMBER	SEC	PG	PART NUMBER	SEC	PG	PART NUMBER	SEC	PG
364 885 R1	10	47	376 425 R1	10	22	379 181 R1	10	28	383 219 R1	10	36
364 885 R1	10	48	376 425 R1	10	34	379 326 R91	14	5	383 219 R1	10	47
364 885 R1	10	50	376 426 R2	10	22	379 327 R91	14	5	383 269 R96	10	33
364 885 R1	10	51	376 428 R2	10	34	379 328 R1	14	5	383 269 R96	10	34
364 885 R1	10	52	376 433 R1	10	23	379 329 R1	14	5	383 270 R94	10	36
364 885 R1	17	11	376 433 R1	10	35	379 361 R3	10	33	383 270 R94	10	47
364 885 R1	17	17	376 433 R1	10	36	379 366 R1	10	10	383 271 R96	10	36
364 885 R1	17	18	376 749 R1	08	13	379 366 R1	10	44	383 271 R96	10	47
365 480 R91	15	2	376 756 R11	10	17	379 511 R1	07	16	383 280 R1	10	22
365 503 R1	08	13	376 759 R1	10	17	379 511 R1	10	4	383 280 R1	10	34
365 865 R91	07	28	376 762 R11	10	19	379 748 R1	14	3	383 280 R1	10	36
366 460 R1	08	15	376 763 R1	10	17	379 783 R91	10	5	383 438 R1	07	30
367 265 R91	07	34	376 765 R1	10	17	379 785 R1	10	5	383 548 R92	10	23
368 269 R1	07	3	376 766 R1	10	17	379 794 R1	10	20	383 548 R92	10	35
368 269 R1	07	8	376 767 R1	10	17	379 794 R1	10	24	383 548 R92	10	36
368 269 R1	10	9	376 768 R1	10	17	379 795 R1	10	6	383 878 R1	10	5
368 269 R1	10	25	376 770 R1	10	17	379 901 R91	10	6	383 997 R1	07	30
368 269 R1	10	40	376 771 R1	10	17	379 959 R1	10	4	384 129 R2	10	31
368 576 R1	10	6	376 849 R91	08	13	379 959 R1	10	31	384 254 R21	10	45
369 107 R1	10	9	376 851 R92	08	16	379 960 R1	10	31	384 376 R1	10	15
369 154 R1	12	5	376 852 R91	08	16	379 961 R1	07	25	384 377 R1	07	5
369 154 R1	12	7	376 930 R91	07	16	379 961 R1	10	31	384 381 R1	10	34
369 384 R1	07	3	376 930 R91	07	21	380 115 R2	07	30	384 381 R1	10	36
369 384 R1	07	6	376 930 R91	07	28	380 212 R91	10	15	384 396 R1	08	9
369 384 R1	07	35	377 305 R1	08	13	380 421 R1	10	15	384 396 R1	08	11
369 384 R1	07	36	377 422 R91	08	16	380 499 R1	10	4	384 498 R1	07	7
369 509 R1	15	3	377 521 R3	13	3	380 578 R1	09	3	384 556 R1	08	15
369 751 R1	07	3	377 792 R1	10	15	380 583 R1	09	3	384 557 R1	08	15
369 751 R1	07	5	377 801 R1	10	22	380 584 R1	09	3	384 559 R1	08	15
369 751 R1	07	7	377 801 R1	10	34	380 770 R91	10	15	384 891 R11	10	3
369 751 R1	07	17	377 802 R1	10	22	380 794 R1	10	4	384 937 R1	07	3
369 751 R1	07	26	377 802 R1	10	34	380 839 R1	10	34	384 937 R1	07	5
369 751 R1	07	35	377 803 R1	10	22	380 839 R1	10	36	384 943 R1	07	5
369 751 R1	07	37	377 803 R1	10	34	381 080 R1	10	45	385 064 R91	12	3
369 751 R1	10	7	377 952 R1	07	30	381 083 R2	10	45	385 133 R1	10	4
369 751 R1	10	8	377 952 R1	07	33	381 088 R1	10	45	385 133 R1	10	31
369 751 R1	10	27	377 952 R1	10	15	381 089 R1	10	45	385 156 R1	10	3
369 751 R1	10	44	378 101 R1	10	17	381 097 R31	10	45	385 612 R93	10	45
369 908 R1	07	6	378 336 R91	08	9	381 106 R1	10	45	385 612 R93	17	11
370 181 R1	13	3	378 336 R91	08	11	381 107 R1	10	45	385 613 R93	10	45
370 254 R91	14	3	378 338 R91	08	16	381 111 R1	10	45	385 613 R93	17	11
370 254 R91	14	6	378 401 R11	14	7	381 214 R21	09	5	385 614 R92	10	46
370 290 R1	07	29	378 402 R11	14	7	381 216 R4	09	5	385 615 R92	10	46
370 383 R1	08	15	378 472 R1	17	3	381 217 R1	09	5	385 616 R93	10	45
370 394 R91	08	11	378 473 R1	17	3	381 230 R1	10	40	385 616 R93	17	12
370 535 R1	08	14	378 478 R1	10	31	381 232 R91	10	40	385 617 R92	10	46
370 587 R1	12	12	378 478 R1	10	32	381 448 R1	06	2	385 713 R1	10	19
370 820 R1	12	13	378 478 R1	17	2	381 448 R1	06	3	385 766 R91	07	25
370 920 R1	07	34	378 478 R1	17	3	381 480 R91	07	27	386 040 R1	10	10
370 943 R1	07	12	378 480 R1	17	2	381 486 R1	07	12	386 042 R1	10	10
371 487 R1	08	16	378 502 R12	14	4	381 486 R1	07	21	386 073 R91	10	10
371 523 R1	10	12	378 503 R1	14	4	381 760 R1	10	10	386 121 R92	07	3
372 821 R1	07	6	378 536 R2	10	31	381 873 R1	10	32	386 693 R91	10	4
372 821 R1	10	8	378 554 R1	17	4	381 884 R1	10	20	387 229 R91	10	47
372 821 R1	10	12	378 554 R1	17	5	381 884 R1	10	25	387 311 R1	08	13
372 821 R1	10	13	378 555 R1	17	5	381 884 R1	10	33	387 370 R1	10	32
372 821 R1	10	26	378 580 R91	10	3	381 884 R1	10	47	387 371 R1	10	32
373 244 R91	10	12	378 580 R91	10	4	381 885 R1	10	21	387 373 R1	10	32
373 662 R91	08	13	378 582 R11	10	4	381 885 R1	10	25	387 374 R1	10	32
373 692 R1	07	3	378 585 R1	10	4	381 885 R1	10	33	387 399 R2	10	32
374 217 R92	12	13	378 586 R1	10	4	381 885 R1	10	47	387 897 R91	15	2
374 342 R1	11	3	378 587 R91	10	4	382 299 R1	10	9	387 926 R2	10	8
374 806 R1	15	2	378 588 R1	10	4	382 304 R1	10	9	388 591 R1	07	5
374 808 R91	15	2	378 589 R21	10	4	382 400 R1	12	2	388 601 R1	06	2
374 940 R1	10	15	378 590 R11	10	4	382 449 R1	10	50	388 606 R1	06	2
375 271 R1	04	4	378 733 R1	10	31	382 479 R91	10	33	388 940 R1	13	5
375 271 R1	07	37	378 781 R91	08	16	382 479 R91	10	47	388 968 R1	07	8
375 271 R1	10	11	378 813 R1	14	4	382 565 R21	07	30	389 587 R3	10	19
375 561 R2	12	10	378 814 R1	14	7	382 661 R3	10	34	389 732 R1	10	46
375 936 R1	10	17	378 817 R91	10	3	382 728 R91	08	9	389 838 R1	13	3
375 962 R1	10	44	378 827 R1	10	17	382 728 R91	08	11	389 845 R1	10	44
376 023 R4	10	20	378 899 R1	10	10	382 781 R1	07	7	389 846 R1	10	44
376 023 R4	10	25	378 899 R1	10	33	382 915 R1	17	18	389 872 R1	13	3
376 041 R1	10	15	378 899 R1	10	47	382 916 R1	17	18	390 756 R91	08	13
376 057 R1	10	15	378 985 R2	10	9	382 995 R1	17	18	391 251 R91	10	41
376 069 R1	10	15	378 985 R2	10	33	382 997 R1	10	18	391 733 R1	10	17
376 099 R1	14	3	378 985 R2	10	47	382 997 R1	10	27	391 797 R1	10	25
376 196 R91	15	2	379 022 R2	07	31	383 005 R1	10	46	391 797 R1	10	44
376 420 R2	10	22	379 022 R2	07	32	383 006 R1	10	46	391 905 R93	10	32
376 420 R2	10	34	379 022 R2	17	16	383 017 R1	04	4	392 041 R2	10	17
376 422 R1	10	22	379 141 R1	07	8	383 017 R1	10	32	392 249 R92	08	9
376 423 R1	10	22	379 181 R1	07	5	383 219 R1	10	9	392 320 R1	10	18
376 423 R1	10	34	379 181 R1	07	30	383 219 R1	10	33	392 385 R1	07	8
376 423 R1	10	36	379 181 R1	10	27	383 219 R1	10	35	392 594 R1	07	31

NUMERICAL INDEX

PART NUMBER	SEC	PG	PART NUMBER	SEC	PG
392 594 R1	07	32	397 699 R1	10	49
392 594 R1	07	36	397 931 R2	07	33
392 962 R11	17	18	397 931 R2	10	25
392 963 R1	17	18	397 931 R2	12	11
392 964 R1	17	18	397 931 R2	12	12
392 968 R2	10	47	397 940 R93	08	11
392 971 R1	10	47	398 236 R1	07	28
393 209 R91	08	16	398 237 R1	07	28
393 326 R91	11	2	398 256 R1	12	3
393 327 R91	11	2	398 259 R1	07	16
393 885 R91	07	9	398 260 R2	07	16
393 887 R1	07	9	398 264 R1	07	15
394 132 R91	08	9	398 264 R1	07	18
394 132 R91	08	11	398 268 R1	07	15
394 133 R1	08	9	398 318 R11	07	16
394 133 R1	08	11	398 319 R1	07	16
394 134 R1	08	9	398 320 R1	07	16
394 134 R1	08	11	398 325 R1	07	15
394 154 R1	07	10	398 327 R2	07	16
394 155 R1	07	10	398 328 R1	07	15
394 156 R91	07	10	398 329 R1	07	15
394 157 R1	07	10	398 330 R2	07	16
394 158 R1	07	10	398 331 R1	07	16
394 159 R1	07	10	398 332 R1	07	15
394 161 R1	07	10	398 334 R1	07	15
394 162 R1	07	10	398 342 R1	07	28
394 164 R1	07	10	398 699 R1	07	37
394 311 R91	17	18	398 701 R91	07	26
394 312 R91	17	18	398 705 R91	07	26
394 705 R96	10	36	398 705 R91	07	35
394 705 R96	10	47	398 707 R1	07	26
394 716 R1	12	11	398 708 R1	07	26
394 716 R1	12	12	398 709 R1	07	26
394 788 R1	06	5	398 710 R1	07	26
394 788 R1	08	17	398 731 R1	07	26
394 788 R1	13	3	398 766 R1	07	36
394 825 R1	07	5	398 978 R1	10	45
394 955	10	44	399 462 R1	07	18
395 005 R2	10	17	399 470 R1	08	9
395 006 R2	10	47	399 470 R1	08	11
395 149 R1	10	21	399 492 C91	10	44
395 150 R91	10	21	399 492 R91	10	43
395 228 R1	11	2	399 509 R1	07	34
395 277 R1	10	22	399 707 R93	10	45
395 277 R1	10	34	399 707 R93	17	12
395 277 R1	10	36	399 711 R1	10	45
395 278 R1	10	22	399 711 R1	10	46
395 278 R1	10	34	399 715 R1	10	45
395 278 R1	10	36	399 716 R2	10	45
395 686 R1	12	3	399 717 R1	10	45
395 781 R3	10	22	399 719 R1	10	46
395 781 R3	10	34	399 734 R1	04	2
395 781 R3	10	36	399 736 R1	04	2
395 782 R2	10	36	399 737 R2	04	2
395 783 R2	10	22	399 740 R1	04	2
395 783 R2	10	34	399 741 R2	04	2
395 950 R1	10	36	399 743 R1	07	28
396 063 R2	07	9	399 748 R1	07	24
396 064 R2	07	9	399 760 R1	07	24
396 066 R1	07	9	399 762 R1	07	24
396 067 R1	07	9	399 763 R1	07	22
396 100 R1	07	5	399 764 R11	07	22
396 103 R1	07	7	399 765 R1	07	22
396 106 R1	07	7	399 769 R1	07	22
396 108 R2	07	8	399 770 R1	07	22
396 109 R1	07	7	399 776 R1	07	22
396 119 R1	07	7	399 778 R1	07	22
396 128 R1	07	8	399 794 R91	07	24
396 129 R1	07	8	399 796 R1	07	24
396 130 R2	07	8	399 798 R91	07	24
396 131 R2	07	8	399 801 R1	07	24
396 132 R1	07	8	399 803 R1	07	24
396 133 R1	07	8	399 804 R1	07	22
396 388 R1	12	13	399 812 R1	07	22
396 627 R1	14	3	399 814 R3	07	3
396 729 R92	10	33	399 814 R3	07	13
396 729 R92	10	47	399 817 R1	07	13
396 795 R1	07	3	399 820 R91	07	16
396 832 R1	10	43	399 820 R91	07	18
397 256 R1	12	2	399 821 R91	07	18
397 433 R1	07	11	399 823 R91	07	18
397 439 R1	07	11	399 825 R1	07	18
397 440 R1	07	11	399 828 R1	04	4
397 699 R1	10	47	399 830 R2	07	18

NUMERICAL INDEX

PART NUMBER	SEC	PG	PART NUMBER	SEC	PG
399 832 R1	07	18	400 977 R1	07	4
399 835 R1	07	18	400 978 R1	07	4
399 837 R1	07	7	400 979 R1	07	4
399 837 R1	07	16	400 980 R1	07	4
399 837 R1	07	18	400 981 R1	07	4
399 838 R2	07	18	400 983 R91	07	5
399 842 R1	07	17	400 987 C91	14	6
399 843 R3	07	17	400 987 R92	07	9
399 843 R3	07	25	400 988 C1	14	6
399 848 R21	07	17	400 988 R1	07	9
399 849 R93	07	17	400 990 R91	07	5
399 851 R1	10	19	400 994 R1	07	5
399 858 R92	10	9	400 998 R1	07	5
399 858 R92	10	10	401 000 R1	07	5
399 858 R92	10	21	401 001 R1	07	5
399 869 R1	10	9	401 005 R1	07	5
399 870 R1	10	9	401 009 R1	07	5
399 878 R2	10	10	401 011 R1	07	5
399 881 R1	10	9	401 012 R1	07	5
399 882 R1	10	9	401 017 R1	07	5
399 885 R11	10	17	401 018 R91	07	5
399 886 R1	10	17	401 019 R2	07	3
399 889 R1	10	17	401 019 R2	07	29
399 892 R1	10	17	401 020 R91	07	5
399 893 R91	10	17	401 020 R91	07	11
399 894 R1	10	17	401 021 R91	07	5
399 992 R1	10	14	401 026 R1	07	5
399 993 R1	10	14	401 027 R1	07	5
399 996 R1	10	16	401 028 R1	07	5
400 002 R1	10	15	401 032 R1	07	5
400 002 R1	10	17	401 033 R1	07	5
400 008 R1	10	15	401 035 R1	07	6
400 014 R1	10	15	401 036 R91	07	6
400 016 R1	10	15	401 040 R1	07	6
400 017 R1	10	15	401 041 R1	07	6
400 019 R1	10	15	401 043 R1	07	6
400 020 R1	10	15	401 044 R1	07	6
400 021 R1	10	15	401 045 R11	07	6
400 024 R1	10	15	401 046 R1	07	6
400 025 R1	10	15	401 047 R11	07	6
400 026 R2	10	15	401 048 R1	07	6
400 033 R1	10	15	401 056 R1	07	3
400 036 R1	10	15	401 060 R1	07	7
400 038 R1	10	15	401 061 R1	07	7
400 039 R1	10	15	401 062 R1	07	7
400 042 R2	10	15	401 063 R1	07	7
400 044 R1	10	15	401 064 R1	07	7
400 049 R1	10	15	401 065 R1	07	7
400 052 R1	10	15	401 066 R1	07	7
400 053 R1	10	15	401 067 R1	07	7
400 054 R1	10	15	401 068 R1	07	7
400 068 R1	10	15	401 069 R1	07	3
400 072 R1	10	15	401 070 R1	07	3
400 079 R1	10	16	401 071 R1	07	3
400 081 R1	10	16	401 072 R1	07	3
400 085 R1	10	15	401 074 R1	07	5
400 086 R1	10	16	401 077 R1	07	5
400 087 R1	10	15	401 079 R1	07	8
400 095 R91	10	15	401 080 R1	07	8
400 505 R1	08	15	401 082 R11	07	8
400 587 R1	10	4	401 084 R1	07	8
400 591 R1	10	4	401 086 R12	07	8
400 656 R94	10	46	401 087 R1	07	8
400 744 R1	10	31	401 088 R91	07	8
400 745 R1	10	32	401 089 R1	07	7
400 867 R1	07	22	401 090 R1	07	7
400 947 R1	07	2	401 091 R1	07	7
400 950 R1	07	3	401 092 R1	07	7
400 951 R1	07	3	401 093 R91	07	7
400 954 R1	07	3	401 094 R2	07	8
400 956 R1	07	3	401 475 R2	07	28
400 957 R1	07	3	401 479 R93	07	14
400 958 R1	07	4	401 483 R12	12	10
400 960 R91	07	4	401 485 R12	12	10
400 963 R1	07	4	401 487 R1	12	10
400 965 R3	07	4	401 488 R1	12	10
400 966 R1	07	4	401 489 R2	12	10
400 967 R91	07	4	401 490 R2	12	10
400 971 R1	07	4	401 492 R2	12	10
400 972 R1	07	4	401 618 R12	07	29
400 973 R1	07	4	401 621 R2	07	30
400 974 R1	07	4	401 623 R1	07	34
400 975 R1	07	4	401 694 R11	07	30
400 976 R1	07	4	401 695 R2	07	30

NUMERICAL INDEX

PART NUMBER	SEC	PG	PART NUMBER	SEC	PG
401 696 R1	07	30	403 029 R91	09	4
401 697 R91	07	30	403 036 R1	09	3
401 705 R2	07	25	403 037 R1	09	3
401 713 R1	07	25	403 038 R1	09	3
401 720 R1	07	20	403 039 R1	09	3
401 720 R1	07	25	403 043 R1	09	3
401 722 R1	07	25	403 460 R1	10	31
401 723 R1	07	20	403 538 R2	14	7
401 723 R1	07	25	403 616 R93	10	41
401 724 R1	07	20	403 622 R1	10	31
401 724 R1	07	25	403 655 R1	15	2
401 725 R2	07	25	403 678 R1	12	14
401 726 R1	07	25	403 844 R1	10	32
401 727 R1	07	26	403 989 R1	07	7
401 734 R1	07	26	404 078 R91	07	5
401 736 R3	10	7	404 089 R1	07	15
401 741 R1	07	38	404 090 R1	07	15
401 749 R2	07	38	404 091 R1	07	16
401 754 R1	07	38	404 092 R1	07	16
401 756 R1	07	25	404 093 R1	07	16
401 757 R11	10	21	404 096 R1	07	18
401 758 R1	10	21	404 097 R1	07	18
401 933 R11	13	3	404 098 R1	07	18
401 940 R2	13	3	404 099 R1	07	18
401 941 R1	10	15	404 104 R1	07	21
401 941 R1	10	21	404 199 R3	07	21
401 941 R2	13	3	404 200 R2	07	21
401 992 R3	04	4	404 201 R1	07	10
401 997 R1	04	4	404 211 R91	07	26
401 998 R1	04	4	404 211 R91	07	36
401 999 R1	04	4	404 212 R1	07	26
402 000 R1	04	4	404 214 R1	07	16
402 001 R2	04	4	404 218 R1	07	18
402 005 R3	04	4	404 223 R1	07	7
402 012 R1	04	4	404 233 R1	07	25
402 013 R1	04	4	404 237 R1	07	26
402 014 R1	04	4	404 247 R1	12	3
402 015 R1	04	4	404 281 R1	07	15
402 150 R1	07	33	404 290 R1	07	36
402 152 R1	07	31	404 336 R1	07	22
402 164 R4	13	4	404 342 R1	07	22
402 179 R41	07	3	404 343 R1	07	22
402 180 R1	07	3	404 344 R2	07	22
402 181 R1	07	3	404 345 R13	07	24
402 182 R1	07	2	404 391 R1	08	9
402 182 R1	07	13	404 391 R1	08	11
402 200 R1	06	5	404 391 R1	08	16
402 204 R1	06	5	404 490 R1	07	25
402 205 R1	06	5	404 493 R2	04	4
402 206 R1	06	5	404 530 R1	08	9
402 207 R1	06	5	404 530 R1	08	11
402 211 R1	10	41	404 531 R1	08	9
402 423 R1	13	3	404 531 R1	08	11
402 424 R1	13	3	404 734 R1	07	30
402 425 R2	13	3	404 810 R91	10	18
402 427 R1	13	3	405 079 R1	07	3
402 457 R1	13	3	405 132 R1	07	10
402 464 R2	13	3	405 133 R1	07	10
402 465 R2	13	3	405 136 R1	07	10
402 500 R2	12	2	405 137 R1	07	10
402 544 R1	10	27	405 139 R1	07	10
402 545 R1	10	27	405 140 R1	07	10
402 547 R95	10	27	405 141 R1	07	10
402 548 R1	10	27	405 164 R3	07	30
402 554 R1	10	27	405 167 R2	07	30
402 555 R2	10	27	405 167 R2	07	33
402 556 R2	07	2	405 169 R2	07	30
402 556 R2	07	13	405 169 R2	07	33
402 556 R2	10	27	405 172 R1	07	11
402 572 R1	07	20	405 192 R1	07	3
402 585 R1	07	33	405 193 R1	07	3
402 588 R1	07	33	405 194 R1	07	5
402 595 R2	07	34	405 195 R1	07	3
402 596 R1	07	34	405 221 R1	08	16
402 597 R2	07	29	405 227 R1	08	11
402 610 R1	06	6	405 229 R1	08	9
402 612 R93	12	2	405 229 R1	08	12
402 620 R92	12	2	405 310 R1	07	8
402 634 R2	09	2	405 311 R1	07	8
402 635 R3	09	2	405 447 R1	10	9
402 731 R1	04	4	405 448 R1	10	9
402 864 R1	07	5	405 452 R2	10	9
402 865 R1	07	5	405 453 R1	10	9
403 025 R91	09	3	405 454 R2	10	10

NUMERICAL INDEX

PART NUMBER	SEC	PG	PART NUMBER	SEC	PG
405 456 R1	10	9	468 314 R1	17	12
405 458 R2	10	7	468 316 R1	17	12
405 462 R1	10	11	468 332 R1	17	17
405 463 R1	10	11	468 334 R91	17	18
405 464 R2	10	11	468 335 R1	17	18
405 533 R1	17	2	468 336 R1	17	18
405 533 R1	17	3	468 337 R1	17	17
405 534 R1	10	43	468 339 R1	17	18
405 570 R1	14	2	468 340 R1	17	18
405 574 R1	14	2	468 364 R1	17	12
405 580 R11	14	3	468 366 R1	10	46
405 584 R2	14	2	468 366 R1	17	12
405 586 R3	14	3	468 366 R1	17	17
405 587 R4	14	3	468 367 R1	17	10
405 738 R1	07	17	468 368 R1	17	10
405 739 R2	07	17	468 369 R1	17	10
405 743 R91	07	11	468 370 R1	17	18
405 790 R91	10	6	468 371 R1	17	10
405 831 R91	14	3	468 385 R1	17	9
406 003 R22	10	14	468 386 R1	17	9
406 181 R1	10	22	468 387 R1	17	9
406 182 R1	10	17	468 392 R11	17	9
406 183 R1	10	17	468 635 R2	17	9
406 184 R1	10	17	468 636 R1	17	9
406 185 R1	10	10	468 637 R1	17	9
406 275 R1	07	20	468 638 R2	17	9
406 379 R1	07	9	468 673 R1	17	3
406 380 R1	07	9	468 733 R1	17	12
406 381 R1	07	9	468 758 R1	17	11
406 382 R1	07	9	468 764 R1	17	11
406 383 R1	07	9	468 793 R1	17	4
406 384 R1	07	9	469 000 R1	17	5
406 468 R11	09	4	469 103 R92	17	9
406 469 R1	09	4	469 104 R92	17	9
406 470 R1	09	4	469 189 R1	17	13
406 696 R1	13	3	469 663 R1	17	11
406 697 R1	13	3	469 736 R1	10	37
406 698 R1	13	3	469 998 R1	10	50
406 734 R1	07	17	470 256 R91	10	50
406 734 R1	10	15	470 459 R1	17	9
406 764 R1	10	8	470 603 R4	10	20
406 794 R1	10	49	470 603 R4	10	38
406 825 R1	10	36	471 140 R1	17	17
407 220 R1	02	3	471 266 R96	10	46
423 649 C91	08	3	471 267 R95	10	46
427 261	10	27	471 270 R95	10	31
427 261	10	28	471 402 R1	17	9
432 281	11	3	471 961 R1	17	11
432 539	10	34	472 789 R91	10	50
432 644	08	16	472 975 R1	17	11
443 567	14	3	474 285 R11	17	11
444 576	12	3	474 286 R11	17	11
444 658	07	17	476 939 R1	10	38
444 676	07	17	477 554 R1	17	15
444 709	10	47	477 567 R1	17	18
445 097	17	17	477 814 R1	10	25
453 769 R2	14	6	477 816 R91	10	25
454 331 R1	07	28	478 483 R1	10	25
454 331 R1	07	31	479 152 R91	10	25
454 331 R1	07	32	479 670 R1	17	17
454 331 R1	07	36	480 111 R12	10	43
454 331 R1	10	5	480 122 R91	10	43
455 106	08	4	480 129 R1	10	43
455 106	08	7	480 590 R1	17	11
459 454 R91	07	5	480 901 R1	10	40
460 047 R1	09	3	481 352 R1	10	48
463 910 R1	07	7	481 641 R91	10	50
463 911 R91	07	7	481 642 R21	10	49
467 192 R1	17	2	481 643 R21	10	49
467 192 R1	17	3	481 646 R21	10	49
467 193 R1	17	2	481 647 R21	10	48
467 193 R1	17	3	481 648 R21	10	48
467 948 R1	10	21	481 649 R21	10	49
467 948 R1	10	25	481 651 R21	10	49
468 280 R1	10	45	481 652 R21	10	49
468 280 R1	10	46	481 655 R21	10	49
468 280 R1	17	12	481 658 R93	17	14
468 283 R1	17	9	481 659 R93	17	14
468 283 R1	17	11	481 663 R1	17	14
468 284 R3	17	11	481 664 R1	17	16
468 287 R2	17	11	481 667 R91	17	15
468 310 R1	17	11	481 670 R91	17	15
468 312 R1	17	11	481 672 R92	17	15
468 313 R1	17	11	481 675 R91	17	15

NUMERICAL INDEX

PART NUMBER	SEC	PG	PART NUMBER	SEC	PG
481 679 R91	17	16	527 937 R1	09	2
481 680 R91	17	15	527 940 R91	09	2
481 683 R91	17	15	527 943 R1	09	2
481 684 R1	17	15	527 952 R1	09	3
481 685 R1	17	14	527 978 R1	09	3
481 686 R1	17	14	527 985 R1	09	3
481 693 R11	17	11	527 994 R1	09	3
481 694 R11	17	11	527 996 R1	09	3
481 698 R93	10	50	528 003 R1	09	3
481 700 R93	10	50	528 059 R1	07	17
481 766 R1	10	52	528 076 R1	10	27
483 615 R1	17	11	528 079 R91	09	3
483 621 R1	17	11	528 081 R1	09	3
484 481 R1	17	18	528 084 R1	09	3
484 482 R1	17	18	528 095 R1	10	28
485 353 R1	17	12	528 112 R1	09	3
486 004 R1	10	49	528 120 R1	07	31
486 004 R1	17	10	528 120 R1	07	32
486 019 R2	10	49	528 122 R1	07	31
486 020 R2	10	48	528 122 R1	07	32
486 021 R2	10	49	528 123 R1	07	31
486 366 R1	10	45	528 126 R2	07	31
486 433 R1	17	5	528 129 R1	07	31
486 476 R1	17	10	528 134 R1	07	31
486 921 R1	17	11	528 135 R1	07	31
486 922 R1	17	11	528 136 R1	07	31
486 933 R1	17	11	528 137 R1	07	31
487 558 R1	10	43	528 138 R1	07	31
487 560 R1	10	43	528 138 R1	07	32
487 566 R1	10	43	528 139 R1	07	31
487 568 R1	10	43	528 139 R1	07	32
488 461 R2	10	43	528 141 R1	07	31
488 498 R1	17	18	528 154 R1	06	6
488 806 R1	17	11	528 156 R2	06	6
489 532 R1	17	18	528 158 R2	10	15
490 095 R1	17	11	528 159 R1	10	15
490 096 R1	17	11	528 169 R1	10	15
492 573 R2	17	9	528 173 R1	08	2
515 440 R1	10	40	528 249 R1	10	22
520 174 R11	09	3	528 260 R2	13	12
527 229 R91	10	15	528 274 R2	13	10
527 433 R1	04	3	528 290 R1	07	34
527 482 R1	10	9	528 290 R1	12	11
527 486 R1	07	5	528 290 R1	12	12
527 542 R91	04	2	528 291 R3	12	11
527 545 R1	04	2	528 291 R3	12	12
527 566 R3	11	2	528 294 R1	12	11
527 591 R5	13	3	528 294 R1	12	12
527 602 R1	08	17	528 325 R2	12	11
527 603 R1	08	17	528 328 R1	12	11
527 604 R1	08	17	528 334 R3	12	11
527 605 R2	08	17	528 335 R2	12	12
527 609 R3	08	17	528 336 R2	12	11
527 617 R1	10	17	528 345 R1	07	9
527 636 R1	07	10	528 504 R91	10	28
527 658 R91	14	3	528 525 R1	13	5
527 679 R3	13	3	528 642 R91	10	40
527 749 R1	10	14	528 644 R1	10	40
527 757 R91	10	27	528 646 R11	10	40
527 757 R91	10	28	528 647 R91	10	40
527 759 R1	07	20	528 648 R1	10	40
527 761 R1	07	20	528 649 R1	10	40
527 763 R3	07	20	528 650 R1	07	27
527 767 R1	07	20	528 650 R1	10	40
527 768 R1	07	20	528 652 R1	10	40
527 769 R2	07	21	528 738 R91	13	6
527 770 R1	07	21	528 754 R2	12	14
527 771 R1	07	21	528 754 R2	12	15
527 772 R1	07	21	528 759 R3	12	14
527 773 R1	07	18	528 759 R3	12	15
527 774 R1	07	21	528 760 R3	12	14
527 775 R2	07	21	528 760 R3	12	15
527 776 R1	07	21	528 764 R2	12	14
527 853 R1	07	32	528 764 R2	12	15
527 878 R1	07	23	528 765 R2	12	14
527 879 R1	07	23	528 767 R1	12	15
527 880 R1	07	23	528 772 R2	12	14
527 885 R1	07	23	528 775 R1	12	15
527 886 R1	07	23	528 776 R1	12	15
527 919 R1	10	16	528 778 R1	07	9
527 921 R1	10	14	528 784 R92	07	31
527 923 R1	10	16	528 789 R1	07	31
527 926 R1	10	15	528 801 R92	07	31
527 927 R1	10	15	528 837 R1	07	38

NUMERICAL INDEX

PART NUMBER	SEC	PG	PART NUMBER	SEC	PG
528 839 R1	07	38	529 758 R1	07	12
528 844 R1	13	7	529 760 R1	07	12
528 844 R1	17	18	529 761 R1	07	12
528 909 R1	13	5	529 762 R91	07	12
528 917 R1	13	5	529 763 R1	07	12
528 918 R2	13	5	529 777 R1	07	12
528 926 R1	12	6	529 778 R1	07	12
528 929 R1	12	6	529 780 R91	11	2
528 931 R1	12	4	529 795 R91	11	2
528 931 R1	12	6	529 796 R1	08	9
528 941 R1	07	34	529 796 R1	08	11
528 942 R1	07	34	529 800 R91	08	16
528 945 R1	07	34	529 801 R1	11	2
528 946 R1	07	34	529 802 R1	11	2
528 997 R1	12	13	529 804 R1	11	2
529 001 R1	12	13	529 805 R1	11	2
529 099 R1	10	28	529 806 R1	11	2
529 100 R1	10	28	529 811 R1	08	13
529 230 R1	08	13	529 815 R1	08	13
529 275 R2	10	28	529 825 R2	12	5
529 318 R1	07	8	529 825 R2	12	7
529 319 R1	07	8	529 847 R1	10	32
529 322 R21	07	27	529 854 R2	12	2
529 323 R91	07	27	529 855 R1	12	2
529 324 R1	07	27	529 858 R1	04	2
529 325 R1	07	27	529 864 R1	12	2
529 326 R2	07	27	529 904 R1	10	23
529 327 R1	07	27	529 906 R91	10	22
529 328 R1	07	27	529 908 R1	10	23
529 329 R1	07	27	529 909 R1	10	23
529 330 R1	07	27	529 912 R92	10	20
529 331 R1	07	27	529 912 R92	10	21
529 342 R2	09	3	529 912 R92	10	22
529 344 R1	09	3	529 912 R92	10	25
529 346 R1	09	3	529 913 R1	10	22
529 349 R2	10	15	529 918 R1	12	3
529 351 R1	10	16	529 919 R1	12	3
529 352 R1	10	16	529 923 R1	12	3
529 353 R1	10	16	529 924 R1	12	3
529 355 R1	10	14	529 957 R1	12	2
529 356 R1	10	14	529 960 R1	07	8
529 357 R2	11	2	530 027 R92	07	6
529 358 R11	11	2	530 046 R1	07	23
529 360 R1	11	2	530 047 R1	07	3
529 371 R92	12	5	530 050 R3	09	3
529 371 R92	12	6	530 090 R1	07	38
529 376 R1	07	7	530 107 R1	12	4
529 461 R91	08	9	530 107 R1	12	6
529 461 R91	08	11	530 116 R91	09	3
529 486 R91	07	5	530 118 R1	12	13
529 487 R1	07	5	530 127 R1	07	30
529 492 R1	10	9	530 131 R1	10	3
529 578 R1	13	3	530 132 R1	10	3
529 579 R1	13	3	530 138 R1	10	19
529 582 R1	04	2	530 141 R1	10	19
529 601 R1	08	16	530 142 R1	10	19
529 613 R1	06	2	530 144 R92	10	11
529 617 R3	10	8	530 209 R1	10	20
529 637 R2	10	3	530 210 R1	10	21
529 638 R1	10	3	530 210 R1	10	25
529 639 R1	10	3	530 211 R1	10	21
529 642 R1	10	3	530 211 R1	10	25
529 643 R11	10	3	530 222 R1	10	21
529 644 R11	06	2	530 352 R91	02	2
529 644 R11	06	3	530 372 R91	02	2
529 645 R1	06	3	530 374 R92	04	3
529 645 R1	06	4	530 477 R4	13	4
529 645 R11	06	3	530 575 R91	07	26
529 646 R1	10	3	530 589 R1	11	2
529 659 R2	08	9	530 612 R91	10	20
529 659 R2	08	11	530 613 R91	10	20
529 660 R1	08	9	530 616 R91	10	20
529 660 R1	08	11	530 741 R1	07	5
529 661 R1	08	9	530 766 R1	07	5
529 661 R1	08	11	530 773 R1	07	5
529 662 R1	08	9	530 775 R93	10	9
529 662 R1	08	11	530 776 R1	10	9
529 663 R1	08	9	530 777 R2	10	9
529 663 R1	08	11	530 778 R1	10	10
529 664 R1	08	9	530 780 R1	10	9
529 664 R1	08	12	530 781 R2	10	9
529 674 R1	08	13	530 805 R1	07	28
529 686 R1	07	24	530 809 R1	07	38
529 757 R11	07	12	530 813 R2	07	38

NUMERICAL INDEX

PART NUMBER	SEC	PG
530 851 R2	04	3
530 852 R1	04	3
530 854 R1	13	3
530 932 R1	07	31
530 932 R1	07	32
530 933 R1	07	31
530 935 R1	07	32
530 975 R2	14	5
531 079 R1	07	9
531 143 R2	10	15
531 144 R1	10	16
531 168 R91	07	16
531 168 R91	07	21
531 183 R1	10	4
531 285 R91	07	7
531 335 R1	12	13
531 337 R1	12	13
531 340 R1	10	15
531 539 R1	07	20
531 553 R1	07	34
531 770 R1	07	9
531 974 R2	12	5
531 974 R2	12	7
532 029 R1	06	5
532 036 R1	08	13
532 080 R1	12	12
532 081 R1	12	12
532 082 R1	12	12
532 084 R1	12	12
532 088 R1	12	12
532 090 R1	12	12
532 180 R1	06	6
532 192 R1	06	6
532 302 R2	07	10
532 303 R2	07	10
532 682 R1	08	9
532 682 R1	08	11
532 687 R11	10	45
532 948 R1	17	12
532 965 R3	07	36
532 965 R3	12	14
532 965 R3	12	15
532 967 R2	12	14
532 967 R2	12	15
533 189 R1	09	3
533 196 R1	09	4
533 231 R91	12	3
533 266 R1	07	7
533 266 R1	07	19
533 325 R91	07	7
533 325 R91	07	15
533 340 R1	10	15
533 356 R11	07	9
533 357 R1	07	9
533 373 R1	10	46
533 374 R2	10	46
533 375 R1	10	46
533 389 R1	10	45
533 561 R1	07	3
533 593 R1	02	2
533 859 R1	08	9
533 859 R1	08	11
533 924 R1	12	8
533 924 R1	12	9
533 925 R1	12	8
533 925 R1	12	9
533 983 R1	06	4
533 983 R2	06	3
534 053 R1	07	30
534 053 R1	07	33
534 207 R1	12	8
534 209 R1	12	9
534 226 R2	12	5
534 226 R2	12	7
534 257 R2	07	32
534 260 R1	07	32
534 262 R92	10	13
534 263 R91	10	28
534 313 R2	08	2
534 318 R2	04	4
534 351 R1	08	9
534 351 R1	08	11
534 352 R1	10	15
534 411 R1	07	15

NUMERICAL INDEX

PART NUMBER	SEC	PG
534 420 R1	07	30
534 421 R1	04	3
534 728 R1	10	15
534 773 R2	07	17
534 773 R2	10	8
534 784 R1	08	11
534 794 R1	02	3
534 810 R1	14	3
534 812 R1	14	3
534 813 R1	14	3
534 820 R2	08	9
534 820 R2	08	12
534 821 R1	08	9
534 821 R1	08	12
534 930 R1	07	36
534 937 R92	07	21
535 055 R1	10	5
535 056 R1	10	5
535 057 R1	10	5
535 058 R1	10	5
535 087 R1	10	5
535 091 R1	10	5
535 092 R1	10	5
535 093 R1	10	6
535 095 R1	10	6
535 096 R1	10	6
535 097 R1	10	6
535 098 R1	10	6
535 099 R1	10	6
535 100 R1	10	6
535 101 R1	10	6
535 102 R1	10	6
535 120 R1	10	5
535 151 R1	07	8
535 152 R91	07	8
535 153 R1	07	8
535 250 R2	07	37
535 251 R1	07	37
535 296 R1	10	21
535 297 R1	10	21
535 298 R1	10	21
535 300 R1	10	21
535 301 R1	10	21
535 302 R1	10	21
535 317 R1	07	24
535 423 R1	17	4
535 427 R1	17	5
535 429 R1	17	4
535 450 R1	07	38
535 486 R1	17	4
535 544 R1	04	4
535 547 R1	10	19
535 672 R2	12	3
535 768 R2	14	5
535 851 R11	07	8
536 000 R1	12	4
536 002 R2	12	4
536 002 R2	12	6
536 005 R1	12	6
536 006 R1	12	6
536 008 R1	12	6
536 009 R1	10	3
536 009 R1	12	5
536 009 R1	12	7
536 010 R1	12	4
536 053 R91	14	6
536 054 R1	14	6
536 229 R1	11	2
536 250 R1	15	2
536 334 R2	08	17
536 335 R2	08	17
536 349 R1	06	3
536 349 R1	06	4
536 360 R1	10	6
536 698 R91	10	24
536 698 R91	10	26
536 701 R1	10	26
536 702 R1	10	26
536 748 R1	07	16
536 749 R1	07	7
536 847 R1	10	14
536 849 R1	10	16
536 852 R1	12	13
536 885 R1	10	9

PART NUMBER	SEC	PG
536 905 R1	11	3
536 910 R1	07	18
536 911 R5	07	18
536 972 R1	11	2
536 973 R1	11	2
537 095 R11	04	3
537 097 R94	07	13
537 098 R93	07	2
537 099 R1	07	3
537 099 R1	07	13
537 099 R1	10	15
537 126 R2	06	5
537 162 R1	07	38
537 184 R91	07	5
537 188 R1	10	3
537 283 R1	10	3
537 284 R1	10	3
537 290 R91	07	28
537 308 R1	13	10
537 309 R1	13	10
537 339 R1	13	10
537 473 R1	07	30
537 517 R1	10	26
537 518 R1	04	3
537 532 R1	08	11
537 592 R1	12	14
537 594 R1	12	14
537 596 R1	12	14
537 600 R1	10	16
537 603 R1	10	23
537 603 R1	10	35
537 603 R1	10	36
537 608 R2	13	7
537 609 R2	13	7
537 628 R2	07	17
537 721 R3	08	2
537 723 R1	12	8
537 723 R1	12	9
537 724 R1	12	8
537 724 R1	12	9
537 786 R1	07	11
537 803 R1	08	9
537 803 R1	08	11
537 849 R2	04	3
537 924 R1	07	36
537 925 R1	07	36
537 926 R1	07	36
537 927 R1	07	36
537 928 R1	07	36
537 933 R91	07	36
537 936 R1	07	36
537 937 R2	07	36
537 938 R1	07	36
537 939 R1	07	36
537 940 R1	07	36
537 941 R11	07	36
537 943 R1	07	36
537 945 R11	07	36
537 946 R11	07	36
537 947 R1	07	36
537 948 R91	07	36
537 953 R1	07	36
537 955 R1	07	36
537 956 R1	07	36
537 957 R1	07	36
537 958 R2	07	36
537 965 R2	11	2
537 990 R2	13	7
537 991 R1	13	7
538 057 R1	07	17
538 063 R1	12	5
538 063 R1	12	6
538 069 R1	10	6
538 200 R1	10	25
538 201 R91	10	25
538 202 R1	10	25
538 204 R1	10	25
538 205 R1	10	25
538 208 R1	10	25
538 211 R91	10	25
538 214 R1	10	25
538 215 R1	10	25
538 321 R1	12	14
538 393 R1	12	5
538 393 R1	12	7

PART NUMBER	SEC	PG
538 421 R1	13	5
538 467 R91	07	7
538 528 R1	13	6
538 529 R1	13	6
538 550 R1	13	6
538 551 R1	13	7
538 553 R1	13	7
538 554 R1	13	7
538 555 R1	13	7
538 556 R1	13	7
538 557 R1	13	7
538 558 R91	13	7
538 560 R1	13	7
538 564 R1	13	7
538 566 R1	13	7
538 567 R91	13	7
538 568 R1	13	7
538 569 R1	13	7
538 570 R1	13	7
538 571 R1	13	7
538 573 R1	13	7
538 574 R1	13	7
538 575 R91	13	7
538 577 R1	13	7
538 578 R1	13	7
538 606 R1	08	14
538 649 R91	07	17
538 649 R91	10	16
538 664 R1	15	2
538 693 R1	13	7
538 694 R1	13	7
538 695 R1	13	7
538 703 R1	07	10
538 716 R1	14	5
538 717 R1	14	5
538 719 R1	07	38
538 720 R1	07	38
538 898 R1	10	40
538 911 R3	07	30
538 912 R3	07	30
538 913 R3	07	33
538 976 R1	08	9
539 012 R1	12	15
539 103 R91	08	3
539 128 R1	14	2
539 161 R92	14	2
539 216 R1	13	5
539 229 R1	08	13
539 245 R1	07	3
539 245 R1	07	13
539 245 R1	07	31
539 245 R1	07	32
539 245 R1	07	36
539 246 R1	07	28
539 246 R1	07	36
539 256 R1	07	10
539 258 R1	13	10
539 258 R1	13	12
539 259 R1	13	10
539 259 R1	13	12
539 391 R1	13	5
539 461 R1	04	3
539 462 R1	07	36
539 535 R91	02	2
539 535 R91	04	3
539 536 R1	07	30
539 556 R1	04	2
539 560 R1	06	2
539 561 R2	06	5
539 565 R2	06	5
539 566 R2	06	5
539 567 R2	06	5
539 787 R1	06	5
539 834 R1	07	3
539 834 R1	07	13
539 835 R1	10	8
539 938 R1	12	4
539 938 R1	12	6
539 940 R1	12	5
539 940 R1	12	7
539 949 R1	12	2
540 085 R1	17	12
540 087 R1	17	12
540 088 R1	17	12

NUMERICAL INDEX

PART NUMBER	SEC	PG
540 966 R1	17	9
541 455 R1	10	41
541 456 R1	10	41
542 664 R2	17	11
543 201 R1	10	47
543 330 R1	17	9
543 976 R91	10	10
544 015 R1	17	9
544 150 R1	17	17
544 266 R91	02	2
544 399 R1	17	7
544 413 R1	17	8
544 417 R1	17	7
544 423 R2	13	12
544 423 R2	17	8
544 424 R2	13	12
544 424 R2	17	8
544 429 R1	17	8
544 430 R1	17	8
544 431 R1	17	8
544 432 R3	17	3
544 446 R1	17	3
544 452 R2	17	3
544 459 R1	17	3
544 460 R1	17	3
544 462 R1	10	42
544 465 R1	10	42
544 466 R2	10	42
544 469 R2	10	42
544 470 R1	10	42
544 471 R1	10	42
544 472 R3	10	42
544 473 R1	10	42
544 480 R2	10	30
544 481 R1	10	30
544 483 R1	10	29
544 483 R1	10	30
544 484 R1	10	29
544 484 R1	10	30
544 485 R1	10	29
544 485 R1	10	30
544 486 R1	10	29
544 486 R1	10	30
544 488 R1	10	29
544 488 R1	10	30
544 489 R1	10	29
544 489 R1	10	30
544 490 R2	10	29
544 490 R2	10	30
544 491 R2	10	40
544 493 R1	10	51
544 493 R3	10	40
544 494 R1	10	40
544 495 R1	10	40
544 496 R1	10	38
544 499 R2	10	40
544 500 R2	10	40
544 543 R2	17	7
544 545 R3	17	2
544 550 R2	10	29
544 551 R1	10	29
544 554 R2	10	37
544 555 R1	10	37
544 698 R91	17	18
544 699 R1	17	18
544 707 R93	10	41
544 708 R92	10	40
544 709 R1	10	41
544 716 R91	10	30
544 716 R91	10	32
544 716 R92	10	30
544 717 R92	10	32
544 718 R91	10	29
544 718 R91	10	31
544 719 R92	10	29
544 719 R92	10	31
544 770 R1	17	11
544 772 R1	17	11
544 773 R1	17	11
544 774 R2	17	11
544 775 R1	17	11
544 776 R1	17	11
544 872 R1	17	12
544 873 R1	17	12

NUMERICAL INDEX

PART NUMBER	SEC	PG	PART NUMBER	SEC	PG
544 880 R1	10	32	546 686 R93	10	41
544 883 R1	10	32	546 736 R92	17	5
544 886 R2	10	32	546 817 R1	17	5
544 888 R1	10	32	546 867 R1	17	4
544 907 R91	10	45	546 868 R1	17	5
544 907 R91	17	11	546 871 R1	17	5
544 908 R1	10	26	546 873 R1	17	5
544 909 R2	10	26	546 874 R1	17	4
544 957 R1	17	15	547 018 R1	10	40
544 958 R1	17	15	547 132 R1	17	12
544 959 R1	17	15	547 133 R1	17	11
545 031 R91	10	46	547 227 R91	17	5
545 033 R1	10	46	547 243 R91	10	47
545 043 R1	10	45	547 254 R92	10	40
545 184 R91	10	46	547 254 R92	10	41
545 187 R11	10	45	547 274 R1	17	4
545 188 R1	10	46	547 339 R1	10	51
545 189 R2	10	46	547 342 R1	10	49
545 190 R1	10	46	547 347 R1	10	51
545 201 R2	17	4	547 348 R1	10	51
545 202 R2	17	5	547 349 R1	10	51
545 203 R1	17	5	547 351 R1	10	51
545 204 R1	17	4	547 352 R2	10	51
545 210 R1	17	5	547 412 R91	10	41
545 212 R1	17	4	547 437 R3	10	52
545 214 R91	17	9	547 494 R91	02	2
545 216 R91	17	17	547 496 R91	02	2
545 219 R2	17	17	547 499 R1	10	18
545 220 R1	17	17	547 665 R91	10	25
545 221 R1	17	18	548 239 R2	08	9
545 222 R91	17	18	548 310 R2	17	4
545 231 R2	17	9	548 415 R1	10	46
545 232 R2	17	9	548 582 R2	13	12
545 299 R92	10	46	548 582 R2	17	8
545 384 R91	10	45	548 583 R2	13	12
545 384 R91	17	11	548 583 R2	17	8
545 386 R91	10	46	548 787 R91	10	36
545 388 R11	10	45	548 788 R91	10	23
545 494 R1	10	19	548 788 R91	10	35
545 559 R1	10	29	549 151 R1	10	38
545 559 R1	10	30	549 268 R1	10	29
545 560 R1	10	29	549 268 R1	10	30
545 560 R1	10	30	549 667 R91	10	3
545 561 R1	10	29	549 667 R91	10	4
545 561 R1	10	30	549 668 R1	10	4
545 562 R1	10	29	549 670 R1	10	3
545 562 R1	10	30	549 850 R1	10	9
545 563 R1	10	29	550 839 R91	07	21
545 564 R1	10	29	551 139 R91	07	20
545 565 R1	10	29	555 601 R1	07	16
545 565 R1	10	30	556 980 R1	10	10
545 566 R1	10	30	558 383 R1	07	10
545 567 R1	10	30	565 014 R1	10	52
545 596 R1	17	5	565 232 R91	07	25
545 763 R1	10	52	567 849 R1	07	5
545 764 R1	10	52	567 879 R1	07	3
545 774 R1	10	52	570 450 R91	07	26
545 775 R1	10	52	570 828 R1	07	8
545 776 R1	10	52	570 828 R1	07	13
545 777 R1	10	52	570 828 R1	07	17
545 831 R92	10	46	570 828 R1	07	36
545 839 R2	17	10	570 828 R1	07	37
545 849 R1	10	50	570 828 R1	10	3
545 854 R1	17	11	570 828 R1	10	8
545 855 R1	17	11	570 828 R1	10	9
545 856 R1	17	12	570 828 R1	10	15
546 011 R91	10	31	570 828 R1	10	19
546 015 R11	10	31	570 828 R1	10	27
546 016 R92	10	31	570 828 R1	10	29
546 018 R11	10	31	570 828 R1	10	30
546 028 R1	17	11	570 828 R1	17	11
546 030 R1	17	11	570 828 R1	17	18
546 105 R1	10	47	572 564 R1	07	7
546 108 R1	17	13	573 206 R1	10	25
546 109 R1	17	13	573 983 R1	10	9
546 117 R2	17	13	573 984 R1	07	27
546 121 R1	17	13	574 069 R1	10	14
546 236 R1	10	49	574 069 R1	10	27
546 305 R1	17	14	574 069 R1	10	28
546 601 R2	17	4	574 964 R1	07	16
546 606 R2	17	4	583 976 R1	07	20
546 613 R1	17	5	587 638 R1	10	25
546 617 R1	17	4	587 639 R1	10	9
546 647 R1	17	18	596 335 R3	07	5

NUMERICAL INDEX

NUMERICAL INDEX

PART NUMBER			SEC	PG	PART NUMBER			SEC	PG	PART NUMBER			SEC	PG
1 926 622	08	4			1 971 519	08	3			9 410 284	10	52		
1 926 622	08	7			1 971 528	08	3			9 410 285	10	25		
1 926 640	08	7			1 971 707	08	7			9 410 285	10	49		
1 927 853	08	4			1 971 986	08	3			9 410 332	10	44		
1 928 015	08	4			1 971 993	08	3			9 410 334	10	25		
1 928 015	08	7			2 751 844 R1	02	2			9 410 356	07	17		
1 928 021	08	4			2 751 846 R1	02	2			9 410 356	07	37		
1 928 021	08	5			2 753 924 R1	17	9			9 410 356	10	8		
1 928 021	08	7			3 042 123 R1	10	28			9 410 356	10	27		
1 928 022	08	4			3 044 309 R1	09	3			9 410 358	10	52		
1 928 022	08	5			3 044 346 R91	09	3			9 410 358	17	18		
1 928 022	08	7			3 044 436 R1	10	32			9 410 359	07	13		
1 928 023	08	4			3 046 994 R1	17	18			9 410 359	10	15		
1 928 966	08	4			3 048 296 R1	09	3			9 410 360	10	21		
1 930 694	08	5			3 055 663 R1	12	8			9 410 360	10	25		
1 931 783	08	6			3 068 777 R1	07	17			9 410 360	10	37		
1 932 197	08	4			3 069 063 R1	09	2			9 410 360	10	38		
1 932 197	08	7			3 069 064 R1	09	2			9 410 360	17	11		
1 933 879	08	5			3 069 065 R1	09	2			9 410 360	17	17		
1 933 999	08	5			3 072 422 R2	09	2			9 410 361	07	3		
1 935 128	08	4			3 074 836 R1	13	7			9 410 362	10	47		
1 935 131	08	4			3 105 187 R1	09	2			9 410 363	07	17		
1 938 376	08	5			3 109 739 R1	13	7			9 410 974	07	3		
1 938 596	08	7			3 110 259 R1	08	16			9 410 974	07	5		
1 939 970	08	4			3 112 664 R1	07	20			9 410 976	07	17		
1 940 385	08	7			3 112 842 R1	07	19			9 410 976	10	3		
1 940 477	08	4			3 112 844 R91	07	19			9 410 976	10	44		
1 940 477	08	5			3 112 845 R1	07	19			9 410 976	10	49		
1 940 477	08	7			3 112 846 R1	07	19			9 410 977	07	17		
1 941 113	08	4			3 113 017 R1	07	26			9 410 977	10	8		
1 941 113	08	7			3 113 041 R91	07	19			9 410 977	10	27		
1 941 157	08	5			3 113 103 R1	07	3			9 410 977	10	29		
1 941 978	08	3			3 113 425 R1	13	3			9 410 977	10	30		
1 942 241	08	5			3 113 428 R1	13	3			9 410 978	06	4		
1 942 245	08	5			3 113 470 R1	06	6			9 410 978	10	8		
1 942 250	08	5			3 114 106 R1	10	21			9 410 978	10	21		
1 942 253	08	6			3 116 321 R91	14	3			9 410 978	10	37		
1 942 256	08	6			3 136 248 R1	12	8			9 410 978	10	49		
1 942 259	08	5			3 136 668 R1	12	8			9 410 978	10	50		
1 942 282	08	6			9 000 239	08	16			9 410 978	10	52		
1 945 617	08	5			9 402 944	10	52			9 410 980	10	38		
1 945 620	08	5			9 402 983	10	29			9 410 980	10	47		
1 945 923	08	5			9 402 983	10	30			9 410 980	10	51		
1 946 386	08	5			9 403 139	06	4			9 411 102	07	35		
1 946 394	08	5			9 403 254	10	3			9 411 104	10	8		
1 946 395	08	5			9 403 256	10	25			9 411 105	10	29		
1 946 434	08	7			9 403 293	10	3			9 411 108	10	21		
1 947 350	08	6			9 403 294	10	49			9 411 108	10	38		
1 947 803	08	5			9 403 295	17	11			9 411 108	10	51		
1 948 521	08	5			9 403 296	10	52			9 411 115	10	8		
1 949 358	08	2			9 403 297	10	52			9 411 128	07	17		
1 949 618	08	5			9 403 298	17	11			9 411 129	07	36		
1 950 546	08	5			9 403 330	07	3			9 411 131	07	17		
1 951 567	08	4			9 403 373	10	52			9 411 375	08	6		
1 951 567	08	7			9 403 373	17	11			9 415 235	08	6		
1 952 427	08	7			9 403 375	10	47			9 416 471	10	31		
1 954 963	08	4			9 403 376	10	52			9 417 863	08	9		
1 955 946	08	7			9 409 947	07	3			9 417 863	08	11		
1 955 994	08	5			9 410 200	07	17			9 419 572	08	6		
1 956 975	08	3			9 410 200	07	35			9 421 424	08	4		
1 958 679	08	4			9 410 200	10	8			9 421 425	08	5		
1 958 679	08	7			9 410 201	10	43			9 427 815	08	7		
1 959 514	08	7			9 410 201	07	35							
1 959 991	08	3			9 410 202	10	44							
1 960 853	08	7			9 410 203	10	19							
1 960 864	08	7			9 410 203	17	11							
1 960 866	08	7			9 410 204	06	4							
1 960 908	08	7			9 410 204	10	20							
1 962 276	08	7			9 410 204	10	21							
1 963 139	08	3			9 410 204	10	25							
1 964 954	08	7			9 410 204	10	48							
1 965 104	08	3			9 410 204	10	51							
1 965 429	08	7			9 410 204	17	11							
1 966 391	08	4			9 410 207	10	25							
1 966 914	08	4			9 410 207	10	37							
1 967 045	08	5			9 410 207	10	40							
1 967 747	08	4			9 410 207	10	49							
1 968 396	08	6			9 410 207	10	51							
1 970 145	08	3			9 410 207	10	52							
1 970 469	08	4			9 410 278	07	35							
1 970 525	08	3			9 410 278	07	36							
1 970 548	08	4			9 410 279	07	36							
1 970 988	08	7			9 410 282	10	25							
					9 410 282	10	52							



NUMERICAL INDEX



NUMERICAL INDEX

PART NUMBER			SEC	PG	PART NUMBER			SEC	PG	PART NUMBER			SEC	PG





**INTERNATIONAL
HARVESTER**

Order IH Parts for Replacements

Satisfactory and efficient service in the operation of any machine is endangered by the use of inferior parts, as cheap parts invariably mean short life and high cost.

If parts could be manufactured at a lower cost and sold at lower prices without sacrificing quality, this would be done. The right material for the purpose and the knowledge acquired through many years of manufacturing enables International Harvester to produce quality that will not be found in "will fit" parts.